



Banyule

City Council

Proposed Budget 2021-2025

Contents

MAYOR AND CHIEF EXECUTIVE OFFICER INTRODUCTION.....	3
EXECUTIVE BUDGET SUMMARY	6
BUDGET INFLUENCES.....	14
ECONOMIC ASSUMPTIONS	17
BUDGET REPORTS.....	18
1. LINK TO THE COUNCIL PLAN	18
2. SERVICES, INITIATIVES AND SERVICE PERFORMANCE INDICATORS	24
3. FINANCIAL STATEMENTS	62
4. NOTES TO THE FINANCIAL STATEMENTS COMPARISON	71
5. CAPITAL WORKS PROGRAM AND INITIATIVES PROGRAM	95
6. FINANCIAL PERFORMANCE INDICATORS	129
7. BANYULE CITY COUNCIL PROPOSED FEES AND CHARGES SCHEDULE – 2021/2022	131

Mayor and Chief Executive Officer Introduction

Our budget ensures we are delivering for our community while maintaining the strong financial sustainability of Council for the long-term. We continue to direct resources to support residents, community groups and businesses to help them get through this challenging period. There is continued rate relief for those in financial hardship and assistance for businesses to put them on the road to economic recovery. We are investing significant funds in building and maintaining infrastructure to accommodate the service needs of the community; protecting Banyule's natural environment and open spaces and other important initiatives identified through our 'Banyule 2041 Shaping our Future' community engagement. It is a budget that demonstrates sound economic management and astute strategic planning.

Local jobs creation – our combined initiatives will generate more than 400 local jobs

Jobs are absolutely vital, particularly at this time. Through investing in our substantial capital works program and partnering with other government initiatives, we are stimulating the local economy. Combined with the ongoing success of our inclusive jobs and social enterprises initiatives, we are helping to creating more than 400 local jobs in the municipality and transforming lives by providing opportunities to learn skills, gain experience and improve financial security. We also remain committed to supporting local businesses and will continue to encourage people to shop locally.

Sound financial management

We continue to pay down debt. In 2021/2022 Council will pay down a further \$10.26 million. Our revenue and rating plan, which is line with the cap set by the State Government, combined with efficiencies in the way we are delivering our services will enable Banyule to maintain our strong financial position. We are well positioned to weather the challenges that confront us today and those that may arise in the future.

Capital works highlights

We are rolling out a substantial \$63.13 million capital works and property program to improve community facilities and infrastructure.

One of the major projects starting to take shape is the \$11.75 million Bellfield Community Hub, a 6-star green star sustainable building. Creating hubs that bring together community services, as demonstrated by the recently opened Ivanhoe Library and Cultural Hub, represents a key direction of Council and an exciting prospect for the community. We also need to maintain and upgrade existing facilities and that is why we have allocated \$10.16 million across our building infrastructure, including upgrades of \$1.05 million for Macleod Park pavilion, \$0.65 million for Partington Flat pavilion, plus an additional \$0.50 million towards an ongoing major refurbishment at Bundoora Community Hall.

Local parks and their facilities have seen increased usage since the COVID-19 pandemic, and we will invest \$10.42 million to maintain and enhance these prized community assets. This includes \$3.23 million for shared paths and playgrounds and \$2.96 million to improve irrigation and drainage. Other vital public infrastructure, such as roads, footpaths and bridges, will benefit from a total allocation of \$16.74 million.

Planning strategically for the future is essential to ensure we are meeting the needs of a growing population and changing demographics and lifestyles. Projects on the horizon in coming budgets include a major redevelopment for Ivanhoe Aquatic Banyule, continuation of the impressive Olympic Park

Masterplan, an exciting new town square for Watsonia, and the design works for the redevelopment of the Rosanna Library.

Action on sustainability – our actions will see corporate emissions continue to decrease

All levels of government, businesses and individuals need to work together to address major environmental issues. Council is firmly committed to working towards carbon neutrality as an organisation by 2028 and encouraging the community to join us by 2040. To implement initiatives and programs that drive change, we are dedicating \$2.04 million in 2021/2022 for our ongoing Climate Action Package. Among the initiatives, we will be installing more electric vehicle charging stations, LED street lighting, solar panels and batteries, and making energy efficient enhancements in Council buildings. We are also continuing to transition our fleet to electric vehicles and plant thousands of advanced trees each year.

Reducing our waste remains another key focus and we are pleased to announce we are preparing for the introduction of a food organics and garden organics (FOGO) service in 2022/2023. This will not only divert thousands of tonnes of waste from landfill each year, but will help produce compost for farms, parks and gardens. We also continue to fund other ongoing environmental initiatives, including solar system and energy efficient subsidises, environmental grants, home energy audits, plus host a range of educational workshops. All these measures are reducing our carbon footprint and making our City more sustainable.

Community-building initiatives

If you know Banyule Council well, you will have noticed we stand for inclusion, access and equity. These principles inform our work as we strive to create and foster opportunities for all our diverse communities. A cornerstone of this is our award-winning Inclusive Employment Program now in its third year, complemented by our social enterprise program. These sector leading programs are growing and creating more training and employment opportunities across Banyule and beyond. We also continue to advocate for gender equality, support an age-friendly City, and work alongside Aboriginal and Torres Strait Islander peoples to advance reconciliation in our workplace and across Banyule. These programs help create a safe, happy and harmonious community.

With Ivanhoe Library and Cultural Hub opening its doors, our arts and culture program has expanded its horizons and staging an increasing array of exhibitions and events. Throughout the year and across Banyule, there will also be many free festivals and activities for people of all ages and different interests to enjoy and connect with others in our community, from nature play adventures to the Seniors Festival.

Transport advocacy

There are major Victorian Government transport projects being rolled out in Banyule and we remain committed to advocating in the best interests of our community. We continue to push for improvements and increased project scope for the North East Link and the Hurstbridge Line Duplication to enhance the local amenity, upgrade transport infrastructure, construct shared trails, and improve the connectivity and frequency of transport services across all modes.

Servicing our customers

As life gets busier and people want more convenience, we continue to invest in technological solutions to make transactions more efficient and streamlined and provide more services online. In 2021/2022, we will allocate \$5.03 million in digital transformation and innovation to transform the way we work and offer a better experience for our customers.

Your participation is valued

Finally, we thank the community for their participation in setting a Community Vision during our Banyule 2041 engagement. More than 1300 people actively participated to tell us their key priorities and aspirations for the next 20 years. The community valued:

- Banyule's location and its open spaces and natural environment.
- A strong sense of community.
- Access to facilities, services and infrastructure.
- Council's genuine commitment to their community.

The main aspirations and key focus areas were health and wellbeing, environmental sustainability, economic prosperity, and access to diverse housing and opportunities.

This budget is aligned with these considerations and paves the way forward to build on what we have and continue to enhance Banyule as a place to live, work, play and do business. We look forward to your feedback on the budget which we will take into consideration as we finalise the budget for adoption on 28 June 2021.

Cr Rick Garotti
Mayor

Allison Beckwith
Chief Executive Officer

Executive Budget Summary

Financial Principles

The proposed Budget 2021-2025 outlines our financial strategies that support our service obligations; capital works aspirations and asset renewal objectives. Specifically, to:

- Establish a prudent and sound financial framework, combining and integrating financial strategies to achieve a planned outcome.
- Establish a financial measurement framework against Council's plans and policies.
- Ensure that Council complies with sound financial management principles, as required by the Local Government Act 2020 and plan for the long-term financial sustainability of Council.

Council has complied with the following principles of sound financial management to:

- Generate enough cash to fund capital works and meet the asset renewal requirements as outlined by the VAGO financial sustainability ratios.
- Encourage more operational innovation to enhance operating activities and control expenditure at levels that are able to consistently support the funding requirements of the capital works program and provision of quality services.
- Support the growth of non-rate revenue to achieve greater diversification of the current revenue base and provide flexibility within which to better manage rate revenue increases to within the rate cap.
- Balance meeting the ongoing core service needs of our community, expectations and quality of delivery with the ongoing achievement of long-term financial sustainability.
- Delivery of a revenue and rating plan based on stability, equity, efficiency and transparency.
- Delivery of a debt management strategic plan to ensure decisions and opportunities can be accommodated within a context of responsible, sustainable financial management.

COVID-19

COVID-19 is expected to continue to effect Australia's economy into 2021/2022, with the medium to long-term economic effects still unknown. As Council begins to recover from the financial impacts of COVID-19 we reflect on the following principles first established in 2020, that Council will:

- Put the needs of our community first;
- Provide strong, targeted and immediate support to those ratepayers, residents and businesses that are most impacted;
- Maintain our key services and infrastructure delivery to the community;
- Ensure we are well positioned to support State and Federal Governments through the recovery phase of this crisis; and
- Maintain the long-term financial sustainability of the Council.

Rates and charges contribute funds to address ageing infrastructure, improve the amenity and quality of community assets and deliver vital services across the breadth of the City.

Council has therefore established this recovery budget.

Services income has not yet fully recovered in many core areas such as the transfer station, transport engineering, and recreation and leisure centres. Where feasible operational expenditure

has been directly offset across all council service to accommodate for the ongoing impacts of COVID-19 and to bring Council back into a budgeted underlying surplus from 2022/2023.

Under this budget a provision of \$1.50 million (representing the general rate cap increase) has been set aside to support ratepayers with a partial waiver of general rates, upon application, and under certain categories.

Council has also maintained a significant capital works and initiatives programs with \$22 million budgeted grant funding from the Federal and State Governments to deliver operating and capital projects across the municipality to stimulate the economy in 2021/2022.

Council will continue to undertake prudent financial management to generate enough funds to maintain financial sustainability into the future.

Summary of financial position

Key Statistics	Forecast Actual 2020/21 \$'000	Proposed Budget 2021/22 \$'000
Total Expenditure	151,324	156,530
Total Income	155,965	169,068
Surplus for the year	4,641	12,538
-Non-recurrent capital grants	6,156	8,359
-Capital contributions	5,196	4,906
Underlying Operating (Deficit)	(6,711)	(727)
Total Capital Works Expenditure	64,566	63,127

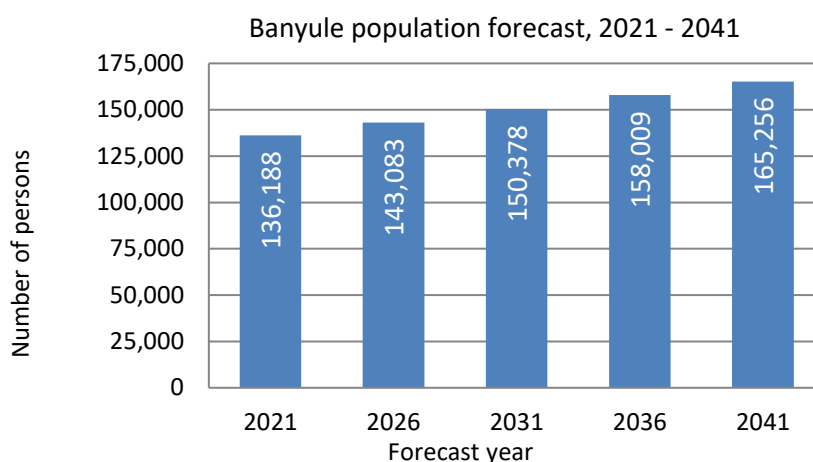
Municipal Demographics

Banyule's estimated resident population for 2020 is 131,940. The municipality has an older age profile compared to Greater Melbourne. Older adults aged 50+ years make up 36% of Banyule's population compared to 31% of the population in Greater Melbourne.

From 2011 to 2016, the largest increase in the number of Banyule residents occurred in the following age groups:

- 5-9 years (+916 persons)
- 65-69 years (+1,140 persons)
- 70-74 years (+897 persons).

Banyule's population is forecast to grow to 165,256 by 2041 at an average annual growth rate of 1%. The population aged 80-84 years is forecast to have the largest growth across the municipality.



Banyule is a culturally and linguistically diverse municipality. Residents come from over 140 countries and around 120 different languages are spoken at home. Skilled migrants comprise the bulk of recent migration in Banyule, followed by those who settled through family reunion. Humanitarian arrivals represent the smallest proportion of migrant intake.

- *Population and industry data - Australian Bureau of Statistics (ABS), Census of Population and Housing, 2006, 2011 and 2016, compiled and presented by .id*
- *Forecast data – prepared by .id, 2020*

Changing Demographics

As a result of the City's demographic profile there are several budget implications in the short and long term. Council continues to see a shift in the population make-up of this area to emerging migrant groups and growing established ethnic communities. Cultural and linguistic diversity means that Council needs to use a variety of media in languages other than English for mass communication with residents and use interpreting services for interpersonal communication with residents.

The City is substantially developed and while it is experiencing a small increase in property numbers, these mainly arise from higher density developments. Council continues to support appropriate increases in development density around its activity centres which will have ongoing implications for many service areas and infrastructure provision. Council's structure planning processes for these precincts is well established. Council has implemented an open space contribution scheme and an infrastructure development contribution plan.

Local Economic Outlook

In the year ending June 2020, there were 49,765 jobs in Banyule. The largest employer in the municipality is the Health Care and Social Assistance industry, making up 35% of all employment, followed by Education and Training 10%, Retail Trade 9% and Construction (8%). A considerable proportion of the people who work in Banyule also live in the area (36%).

The Reserve Bank of Australia's February 2021 economic outlook highlights the domestic economic recovery has run faster than previously expected. This has been consistent with the pattern seen globally, of unexpectedly fast (but partial) recoveries after lockdown measures were lifted, as well as Australia's relatively better health outcomes. Fiscal policy has supported household and business cashflows, and the Victorian lockdown measures weighed less on economic activity than earlier assumed. Consumption has recovered faster, and dwelling and business investment have not been as weak as had been anticipated.

In line with this recovery in activity, the labour market has also performed better than expected. Employment grew strongly over the latter part of 2020, and the national unemployment rate declined to 6.6 % in December 2020. It now appears that the unemployment rate has already peaked. Although the end of the JobKeeper program in March 2021 creates some uncertainty for the near term, over the whole forecast period employment growth is expected to remain solid, consistent with the ongoing recovery in activity. The unemployment rate in Banyule was 4.3% in September 2020.

However, the Reserve Bank admits the recovery is likely to be bumpy and uneven, and dependent both on the health situation and ongoing fiscal and monetary policy support.

Note: Data sources:

- *Number of jobs - National Institute of Economic and Industry Research (NIEIR), 2020*
- *Unemployment rate – Small Area Labour Markets September 2020 quarter.*
- *Reserve Bank of Australia website: publications – statement on monetary policy 2021*

Community Engagement

Banyule's community is diverse, and this is part of what makes Banyule such a great place. We want our communities to be strong, healthy and inclusive. There are many different characteristics that make Banyule great, including highly valued public space, strong identity and character and vibrant shopping strips, waterways and a sustainable transport network in the region. People participate in their local community in many ways, whether it be participation in local sports, recreation and cultural activities, volunteering or having a say on the issues that are important. We want everyone in Banyule to feel like they are connected to their communities.

Council want to deliver the best value services and facilities for people of all ages and in differing circumstances. Council has an ongoing commitment to achieving outcomes that are sustainable, eco-friendly and bear the least impact on our environment including our response to climate change and the way our waste is managed.

The *Local Government Act 2020* legislates Councils in Victoria to ensure transparency in decision making, responsible financial management, strategic long-term planning and meaningful opportunities for communities to be engaged.

To help us to deliver on our focus areas and important initiatives Council will work in partnership with the community; engage with our community to ensure they are well informed and represented and meaningfully involved in decision making; encourage community participation and inclusion to provide opportunities for all and advocate for our community to improve services, infrastructure and social outcomes.

Council will continue to implement strategies and actions that address concerns of our community, organisation and management and measure success through utilising key financial sustainable ratios. These ratios assist to monitor and highlight issues for appropriate discussion and decision making throughout the planning process.

Operations

Each year the Minister for Local Government will set the rate cap that will specify the maximum increase in Councils' rates for the forthcoming financial year. The cap for 2021/2022 has been set at 1.50% and is consistent with the Melbourne Consumer Price Index (CPI) forecast for the 2021/2022 year (as forecast by the Victorian Treasury - Victorian State Government Budget Papers 2020/2021).

In applying the rate cap Council will raise \$107.27 million in general rates in 2021/2022 (\$1,914.96 capped average rate). The income that will be generated by increasing rates by the rate cap will be allocated as a general rate waiver to support ratepayers directly impacted as we recover financially from COVID-19 as a municipality.

Council generates income from other sources such as grants, statutory and user fees and charges to help support the essential services provided by Council and maintain the \$1.69 billion of Council infrastructure. Council had to rapidly adjust its operations in 2020 to ensure that critical community services and assets could be maintained throughout the crisis due to the COVID-19. The financial impact has been immense and revenue from fees and charges are expected to take a few years to fully recover to pre-COVID conditions.

As a result, although Council will generate a \$12.54 million surplus in the Proposed Budget 2021/2022, the underlying result is a deficit of \$0.73 million (which measures Council ability to generate surplus in the ordinary course of business, excluding non-recurrent capital grants, capital contributions). It is anticipated to return to an underlying surplus position from the 2022/2023 financial year.

Council is committed to deliver on its 2021/2022 budget and has invested in skilled and dedicated resources to enable Council to deliver on its strategic objectives and key directions and the capital program as outlined in the proposed 2021/2022 budget.

Human resources represent \$72.98 million (including capitalised labour cost of \$2.36 million) in the proposed 2021/2022 budget (686.73 equivalent full time (EFT) staff numbers).

Council continues to provide levels of service to meet community expectations and to deliver continuous improvement from within the operational budget, further aided with the investment in the maintenance and renewal of existing systems and new systems. To date operational efficiencies have been as a result of process change, automation, service review, supplier contracts, new business generation and workforce restructures.

Fees and Charges

Council in its determination of user fee increases has taken into consideration the needs and accessibility of the community; demand for the service, pricing and cost to sustain a viable service Council has, through the development of the proposed Budget 2021/2022, and were feasible:

- Will keep 60% of all Council fees below or equal to CPI (37% of fees frozen for 2 years since 2019/2020) to encourage greater participation across the municipality and maintain sustainable community affordability.
- Some fees have increased greater than CPI, mainly commercial fees to balance cost recovery, competitive pressures and council's financial sustainability objectives. E.g. waste recovery services due to increases in land fill levy costs.

Capital Works & Initiatives

In 2021/2022 Council will continue to draw down on its cash reserves (generated from prior year operational surpluses and strategic property sales) to fund the capital works budget in 2021/2022.

Under the rate capping environment Council has continued to invest generously in its capital works and initiatives program with \$63.13 million and \$7.19 million allocated respectively in 2021/2022 (includes carried over projects from 2020/2021).

To continue to support sustainable development on major capital and initiative projects, Council will also seek to maximise external funding opportunities, such as applying for government grants and draw on cash reserves accumulated over the years.

- Of the total capital works budget 85% is invested into asset renewal and upgrade Includes carried over projects from 2020/2021).
- There is significant investment into our parks, gardens, playgrounds and shared paths; upgrade to sporting grounds, facilities and pavilions; whilst continuing to invest in the maintaining of our roads, bridges and drainage.
- Council's Towards Zero Waste Plan 2019-2023 and the Community Climate Action Plan identified the need to divert more waste from landfill. In Victoria, about 50% of Councils have changed their services to divert food waste from landfill. In metropolitan Melbourne about 61% have introduced a service to divert food and a further 25% will implement a change based on timing of contracts.

In 2021/2022 Council will commence the implementation of a high-performance Food Organics Garden Organics waste service to reflect the changes required to meet sector challenges and Council, State and Federal Government objectives. This budget allocates \$3.83 million in year 1 (2021/22) to prepare for the implementation of the FOGO service and a further budget of \$0.11 million in year 2 to embed the changes. A comprehensive education and communications program to inform and prepare the Banyule community for the change will commence in 2021/2022.

- Council is focussed on improving existing IT infrastructure and applications with a goal of removing aged solutions and utilising existing unused functionality in our current application. We want our community, customers and staff to be empowered and enriched by digital capabilities that enable positive interactions and service delivery outcomes. Council has an IT and Digital Transformation Strategy to move Council to become a more customer centric organisation. The first major projects planned will focus on improving the customer experience and include:
 - Contact Centre Platform – the project will design and implement a new cloud-based contact centre platform.
 - Customer Experience Platform - the project will implement a new software solution that will provide customers with self-service options, allow customers to interact with Council via their preferred channel
 - Enterprise Integration Software – this project will implement enterprise integration software that connects our systems and processes to make integration less complex and faster.
 - Enterprise Resource Planning (ERP) – reviewing Council's core operational and back office systems to identify the best market solution for replacement
- The Bellfield Project, which has commenced, consists of three distinct projects which include:
 - Sale of land to developer(s) to enable residential development for market housing;
 - Delivery of social housing in partnership with a registered social housing provider, Launch Housing; and
 - Design and development of a new multi-purpose Community Hub and relocated Community Garden

The development of social housing at Bellfield provides well targeted economic stimulus, delivering both social benefits, creating jobs and housing for low to moderate income earners within our community. Launch Housing will deliver the social housing and have already applied for funding, with the view of lodging a planning permit application by end April 2021.

The Bellfield Community Hub will be an environmentally sustainable building bringing together many of the services Banyule City Council offers for babies, children, families and older adults, in one large integrated hub. The construction of the Bellfield Community Hub and Community Garden has been included in this budget (\$11.75m), \$7.5m in 2021/2022.

Cash Reserves and Cash Balance

Council in 2021/2022 will explore investment and development opportunities to ensure the best possible return on investments for our community, matched with investment policy limits and the debt management strategic plan principles in place. The planned cash from operating activities is \$37.17 million (\$154 million over the 4-years)

Council will ensure outgoings are actively assessed alongside rates and own source revenue to effectively support Councils financing obligations and capital investment.

Debt Management

Council debt redemption strategy outlines the intention of Council to continue to pay down debt. In the past, Banyule City Council has accessed debt funding as an effective mechanism in financing a range of major infrastructure assets that provide significant benefits to residents of this council.

In 2021/2022 Council will repay \$10.26 million of borrowings. At 30 June 2021 Council projects to have an outstanding loan balance of \$23.16 million by 2025. Council is seeking to obtain additional funds in 2022/2023 as part of the Community Infrastructure Loan Scheme run by the Victorian Government of \$6.30 million as part of the Capital Works Program funding.

The below table provides an indication of how Council allocates its expenditure across the main services that it delivers. It shows how much is allocated to each service area for every \$100 that Council spends.

Expenditure Allocation

Council allocation of each \$100 worth of expenditure	
Capital Works & Initiatives	35.56
Waste Collection & Recycling	11.13
Corporate, Customer Service & Risk Management	10.23
Parks, Reserves & Street Trees	6.32
Family & Children Services	6.14
Recreation, Leisure & Aquatic Facilities	4.64
Health, Aged & Disability Services	4.15
Library Services, Arts & Culture	3.28
Building Control & Planning	2.92
Transport & Parking	2.70
Roads, Footpaths, Drains & Related Utilities	2.32
Urban Planning & Conservation	2.07
Governance & Executive	2.06
Property Management	2.02
Depot, Plant & Fleet Maintenance	2.00
Debt Servicing	0.96
Local Laws & Animal Management	0.85
Social Enterprise	0.65
	<hr/>
	\$100.00

The above chart provides an indication of how Council allocates its direct expenditure across the main services that it delivers. It shows how much is allocated to each service area for every \$100 that Council spends. It does not consider the source of funding for each area of expenditure. Expenses of a non-cash nature, such as depreciation, have been excluded from the above table.

Budget Influences

This section sets out the key budget influences arising from the internal and external environment within which Council operates.

External Influences

The four years represented within the Budget are 2021/2022 through to 2024/2025. In preparing the 2021/2022 budget, a number of external influences have been taken into consideration. These are outlined below:

- Population Growth – include current population, expected population to grow to 165,256 by 2041.
- Rate Capping – The Victorian State Government continues with a cap on rate increases. The cap for 2021/2022 has been set at 1.50%.
- Supplementary Rates – Supplementary rates are additional rates received after the budget is adopted each year, for the part of the year when a property value increases in value (e.g. due to improvements made or change in land class), or new residents become assessable. Importantly, supplementary rates recognise that new residents require services on the day they move into the municipality and Council is committed to providing these. Supplementary rates income is based on historical and forecast data and is set at anticipated levels.
- Financial Assistance Grants – The largest source of government funding to Council is through the annual Victorian Grants Commission allocation. The overall state allocation is determined by the Federal Financial Assistance Grant, for support the regional councils, the increase of General Purpose grant funding is limited to the minimum increase assessable to Council.
- Capital Grant Funding – Capital grant opportunities arise continually in 2021/2022.
- Enterprise Agreement (EA) – The quantum outcome of the Enterprise Agreement to come into effect is not yet determined. Remaining competitive within the labour market to recruit the skilled specialists has been challenging. Council also relies heavily on contractor and agency in delivering operational, capital works and major initiative projects.
- Superannuation – Council has an ongoing obligation to fund any investment shortfalls in the Defined Benefits Scheme. The last call on Local Government was in the 2012/2013 financial year where Council was required to pay \$9.12 million to top up its share of the Defined Benefits Scheme. The amount and timing of any liability is dependent on the global investment market. At present the actuarial ratios are at a level that additional calls from Local Government are not expected in the next 12 months.

The super guarantee rate will remain at 9.50% until 30 June 2021, and is expected to increase to 10.00% from 1 July 2021, and then increase by 0.50% increments each year until it reaches 12.00% by 1 July 2025.

- Cost shifting - Local Government provides a service to the community on behalf of the State and Commonwealth Government. Over time, the funds received by Local Governments' does not increase in line with real cost increases, such as school crossing or library services, resulting in a further reliance on rate revenue to meet service delivery expectations.

- The *Local Government Act 2020* requires Council's to address climate change in its Council Plan as it is one of the key overarching governance principles. Every council must:
 - ✓ promote the economic, social and environmental sustainability of the area, including mitigation and planning for climate change risks
 - ✓ give priority to achieving the best outcomes for your community, including future generations.

Councils have a duty of care in the context of climate change adaptation that is recognised in law. The Victorian Government outlines how failure to act may leave your council open to claims of negligence. Acting on climate change is no longer optional.

In addition, climate change is a risk to council but tackling climate change can have economic as well as environmental benefits. According to a recent survey of over 200 top economists from G20 countries, renewable-energy, energy efficiency, and climate-resilience projects tend to create more jobs than projects that are environmentally neutral or harmful.

- **Waste Disposal Costs** – The Environment Protection Agency (EPA) regulation has a sustained impact on Council with regards to compliance with existing and past landfills sites. Waste disposal costs are also impacted by industry changes such as increasing EPA landfill levies and negotiation of contracts e.g. recycling sorting and acceptance. The levy increased over time from \$9.00 per tonne in 2008/2009 to a projected \$65.90 per tonne in 2019/2020, will again be increased as follows:

Rate (\$/T)	2020/21	2021/22	2022/23
Metropolitan-municipal	\$85.90	\$105.90	\$125.90

- **Coronavirus (COVID-19)** – COVID-19 has presented a fast-evolving significant challenge to businesses, households, and the economy worldwide. In 2020/2021, Council rolled out a comprehensive \$10.50 million Economic Support Package to provide immediate support to ratepayers, residents, community groups and businesses that were most impacted by the COVID-19 crisis. A further support to ratepayers through a rates hardship waiver is proposed in 2021/2022 of \$1.50 million.

Internal Influences

As well as external influences, there are a number of internal influences which are expected to impact the 2021-22 Budget. These include:

- **Adjusted Underlying Result** – This measures Council ability to generate surplus in the ordinary course of business—excluding non-recurrent capital grants, non-monetary asset contributions, and other contributions to fund capital expenditure from net result. In 2021/2022 underlying result is budgeted to be 0.727m in deficit as result of the negative COVID business impact and Council's Rates Hardship policy. It is anticipated to return to surplus position from the 2022/2023 financial year.
- **Cash** – Council has allocated a yearly optimal closing cash of \$70m to support long-term sustainability and to provide a strong 2:1 liquidity position (cash / current liabilities) for viability and solvency. It should also be noted that the cash balance may be needed in the future to accommodate the possibility of a Superannuation liability call for the defined benefit members.

A superannuation call has not been factored into this proposed budget.

- Working Capital – This is a measure of the ability to pay existing liabilities in the next 12 months. A ratio of one or more means that there are more cash and liquid assets than short-term liabilities. Over the next four years, Banyule Working Capital is in excess of 2, which means Banyule has no immediate issues with repaying short-term liabilities as they fall due.
- Service Planning – In this proposed four-year budget, several strategies have been considered to meet the service needs of the community as well as remain financially sustainable. As a result, the increase in operational expenditure has been set to be CPI-0.25%, after including the below strategies.
 - Service reviews – Council continues to conduct service reviews to ensure operations meet quality, cost and service standards in line with community expectations.
 - Continuous improvement – Council develops and implements a Continuous Improvement program to deliver operational efficiency.
 - Digital Transformation – Council maintains its capital works investment in the maintenance and renewal of existing systems and infrastructure and provides additional funding for new systems to build customer capability and operational efficiency.
 - Collaborative procurement – Council continues to actively participate in collaborative opportunities with the Northern Region councils in an effort to maximise procurement and purchasing power.
- Service divestment - in March 2019, Council decided to transition out of Commonwealth Home Support Services (i.e. Domestic Assistance, Personal Care and Respite) from 1 July 2019, where the market is well developed, with quality providers readily available and initiates a transition plan. Council continues being a provider of Commonwealth funded Social Programs (i.e. Social Support Groups, Carers Support & Social Support Individual), Property Maintenance and Delivered Meals programs subject to further review work and the trial of options to optimise the sustainability of the service models in a competitive market model. Council is reassessing the financial benefit under the current economic environment and will provide an update of the results and the plan for new proposed services to benefit the community.

Economic Assumptions

	Forecast Actual 2020/21	Proposed Budget 2021/22	Projections		
			2022/23	2023/24	2024/25
Rate Cap Increase	2.00%	1.50%	1.75%	2.00%	2.25%
Investment Interest Rate	0.80%	0.50%	0.65%	0.90%	1.05%
CPI #	2.00%	1.50%	1.75%	2.00%	2.25%
User Fees *	0.00%	CPI	CPI	CPI	CPI
Grants - Recurrent	2.00%	CPI	CPI	CPI	CPI
Grants - Non-Recurrent	2.00%	CPI	CPI	CPI	CPI
Contributions	2.00%	CPI	CPI	CPI	CPI
Proceeds from sale of assets	\$6.49m	\$38.06m	\$14.55m	\$0.73m	\$0.89m
Finance Costs	\$2.37m	\$1.93m	\$1.69m	1.64m	\$1.55m
Other Revenue	2.00%	CPI	CPI	CPI	CPI
Employee Costs ^	2.10%	CPI +	CPI +	CPI +	CPI +
Contactors, consultants, materials	2.00%	0.00%	CPI-0.25%	CPI-0.25%	CPI-0.25%
Utilities	Various	Various	Various	Various	Various
Depreciation and Amortisation	\$23.31m	\$23.31m	\$23.66m	\$24.06m	\$24.44m
Other expenses	2.00%	0.00%	CPI-0.25%	CPI-0.25%	CPI-0.25%

* 72% of all Council's community and commercial fees below or equal to CPI (35% of fees frozen for 2 years since 2019/2020) to encourage greater participation across the municipality and maintain sustainable community affordability.

#The first three years CPIs are consistent with the Victoria State Government's CPI outlook which is set in its 2020/2021 budget. It is expected to have a moderate increase of 25 basis points in year 4 (2024/2025).

^ CPI+ includes banding increments of staff.

Budget Reports

I. Link to the Council Plan

Link to the Integrated Planning and Reporting Framework

This section describes how the Budget links to the achievement of the Community Vision and Council Plan within an overall integrated planning and reporting framework. This framework guides the Council in identifying community needs and aspirations over the long term (Community Vision and Financial Plan), medium term (Council Plan, Workforce Plan, and Revenue and Rating Plan) and short term (Budget) and then holding itself accountable (Annual Report).

Engagement and Research

Planning for the future relies on many sources of information including extensive community engagement, research, data, legislation and policy and the ongoing review and improvement of our services.

A summary of our engagement approach to developing the current Council Plan 2017-2021 can be found on Council's website.

Banyule 2041 - Shaping Our Future

Project background

In accordance with the *Local Government Act 2020*, Banyule City Council is engaging with the community, driven by principles of deliberative engagement, to inform the development of the Banyule Community Vision 2041, Council Plan 2021-2025, Financial Plan 2021-2031, Budget and Revenue and Rating Plan.

The aim of the project is to develop an innovative, aspirational and co-designed Community Vision that guides Council's work in enhancing the municipality of Banyule over the next 20 years. Through a robust engagement program Council and community will work together to inform the:

- Community Vision that captures how the community want Banyule to be in 2041
- Council Plan that sets out how Council is working toward that vision every 4 years
- Long term Financial Plan that will guide how Council will remain financially sustainable while supporting the Community Vision and the Council Plan.
- The Budget and the Revenue and Rating Plan that defines how revenue is generated through various sources.

Engagement Approach

The Stage 1 engagement approach was developed in collaboration with community and Banyule's elected representatives and in alignment with Local Government Victoria Guidance material. Throughout the engagement period, Council sought to inform as many people as possible about the project and to encourage participation. Communications material included posters, postcards, emails, video, social media and factsheets. Council informed the community about the project and promoted engagement opportunities, encouraging people to visit the Shaping Banyule website for more information about the project.

Council provided many ways for people to participate and contribute including Shaping Banyule, workshops, phone and hardcopy surveys and submissions online and postal submissions. Over 4,100 people engaged with the project information and resources provided on Shaping Banyule. Approximately 1,329 individuals actively participated in engagement activities.

The first stage of engagement ran for just over eight weeks from 30 November 2020 – 31 January 2021, asking community and stakeholders to imagine Banyule in 2041 and what areas Council should focus on to achieve that vision. Engagement activities were designed to reach a broad cross-section of the community and stakeholders including Council's eight Advisory Committees and young people. The engagement sought to build community and stakeholder awareness of Banyule's current and future needs and build and strengthen community and stakeholder relations and capacity to shape their local municipality, now and into the future.

The second stage planned for March to May 2021 – will involve the establishment of the Community Working Group to draft Community Vision and work through strategic priorities for Council Plan and long-term Financial Plan. In July we will check back in with the wider community to get their feedback before public exhibition of the documents in September 2021 and Council adoption in October 2021.

Information about the *Banyule 2041 - Shaping Our Future* project can be found on Council's website.

Source: Banyule 2041 Shaping Our Future: Engagement Findings Report (Stage 1 Key findings Report, February 2021)

Budget and Financial Plan

'The budget is a short-term plan which specifies the resources required to fund a council's services and initiatives over the next 12 months and subsequent 3 financial years and should be consistent with the first four years of the Financial Plan'

The Financial Plan is 'a plan of the financial and non-financial resources for at least the next ten years required to achieve the Council Plan and other strategic plans of Council. The Financial Plan defines the broad fiscal boundaries for the Council Plan, Asset Plan, other subordinate policies and strategies and budgets processes.' (*Source: LG Better Practice Guide – Model Budget 2021-22*)

Council is preparing its Financial Plan as part of the transition to a new Community Vision and Council Plan (by October 2021). The 10-year Financial Plan replaces the 4-year Strategic Resource Plan (2020-2024).

Our Rating Context

Our Revenue and Rating Plan is used to ensure that the Local Government Act's rating objectives of 'equity and efficiency' are achieved. It is important that Banyule City Council has a Revenue and Rating Plan in place that is transparent to the community and reviewed annually as part of the budget process.

The rating parameters set for the strategic outlook period through to 2025 are indicated currently based on a 1.50% rate increase for 2021/2022.

The indicative rates are predicated on a rate capping environment and not indicative of maintaining all Council's services at their current level. Each year the Minister for local Government will set the rate cap and will specify the maximum increase in Council's rates for the forthcoming financial year. The rate cap is consistent with the latest forecasted CPI figures.

The Revenue and Rating Plan has been updated to allow for a general rate waiver funded from the 1.50% general rate increase and specifically target those ratepayers that need it most.

Banyule will continue to revisit the principles outlined in the Revenue and Rating Plan each year when further information is received from the State Government on the rate cap and the economy. This

will be then matched with the community's desire to maintain current service levels and capital investment.

Land is a finite resource in Banyule. Our Council is committed to ensuring that the effective use of land resources benefits the whole community, as each land holding contributes to the shared infrastructure and services of Council. As such, Council differentially rates its vacant commercial, industrial and residential land to ensure an inequity in the shared contribution to infrastructure is not created through the underdevelopment of vacant land.

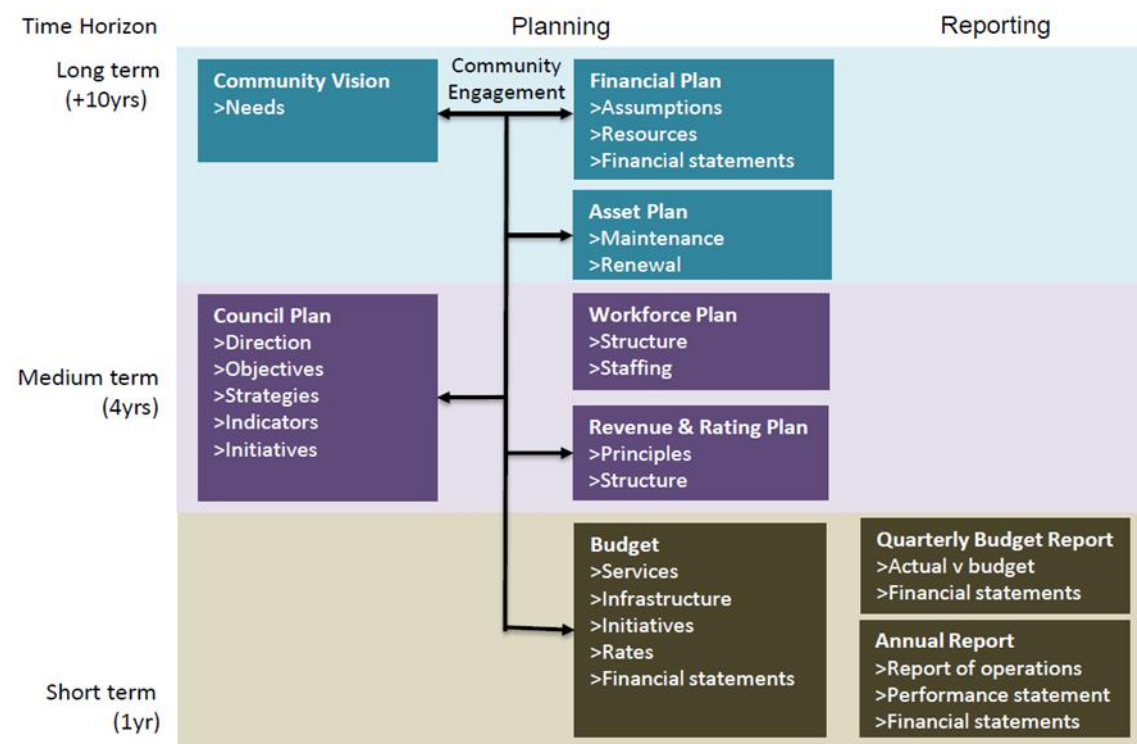
We also strive to encourage the best use development of land. Banyule values appropriate commercial and industrial development. However, we also acknowledge an increased impact on our shared infrastructure by these developments. We choose to differentially rate these properties to ensure an equitable outcome to infrastructure costs across our community.

We understand the shared value to our community of cultural and recreational lands. Council supports and encourages the development of this shared benefit by rating these properties at a lower level.

1.1 Legislative planning and accountability framework

1.1.1 Legislative Context

The Budget is a rolling four-year plan that outlines the financial and non-financial resources that Council requires to achieve the strategic objectives described in the Council Plan. The diagram below depicts the integrated planning and reporting framework that applies to local government in Victoria. At each stage of the integrated planning and reporting framework there are opportunities for community and stakeholder input. This is important to ensure transparency and accountability to both residents and ratepayers.



Source: Financial Professional Solutions

The timing of each component of the integrated planning and reporting framework is critical to the successful achievement of the planned outcomes.

1.1.2 Key planning considerations

Although councils have a legal obligation to provide some services - such as animal management, local roads, food safety and statutory planning - most council services are not legally mandated, including some services closely associated with councils, such as libraries, building permits and sporting facilities. Further, over time, the needs and expectations of communities can change. Therefore, councils need to have robust processes for service planning and review to ensure all services continue to provide value for money and are in line with community expectations. In doing so, councils should engage with communities as part of determining how to prioritise resources and balance service provision, asset maintenance responsibilities and capital works.

Community consultation needs to be in line with a Council's adopted Community Engagement Policy and Public Transparency Policy.

Service Planning and Review

Service Planning includes considerations of budget, community needs and expectations, alignment with Council Plan and Key Strategies, future needs assessment etc.

Each year Council's business units undertake service planning in relation to delivery of the Council Plan (which includes community engagement input) and develop the Annual Business Plan across the Council.

A robust service development review program has been established to assess value, provision, and sustainability. This provides strategic business planning in the forward provision of service delivery across Council areas.

Ongoing strengthening of service planning is being undertaken through:

- Articulation of objectives, scope, and standards across services, and alignment with the Council Plan
- Planning processes, approaches, and support materials
- Development of longer-term strategic planning, operational provision, and asset management for longer term financial planning outcomes, and seeking alignment with community needs in these priorities and directions

1.2 Our Purpose

Banyule is currently transitioning to a new Integrated Planning and Reporting Framework in line with the requirements of the LG Act 2020. The preparation of this Budget 2021/2022 is required prior to adoption of a new Community Vision and Council Plan 2021-2025. The Budget is therefore based on the current Council Plan 2017-2021 strategic framework and objectives.

Vision (What we strive for)

Banyule, a green, sustainable and vibrant place for a healthy, connected and inclusive community.

Values

The core values that help us achieve our vision are:

- Respect
- Integrity
- Responsibility
- Initiative
- Inclusion
- Leadership

1.3 Strategic Objectives

The following table lists the Strategic Objectives as described in the Banyule Council Plan 2017-2021 (Year 4).

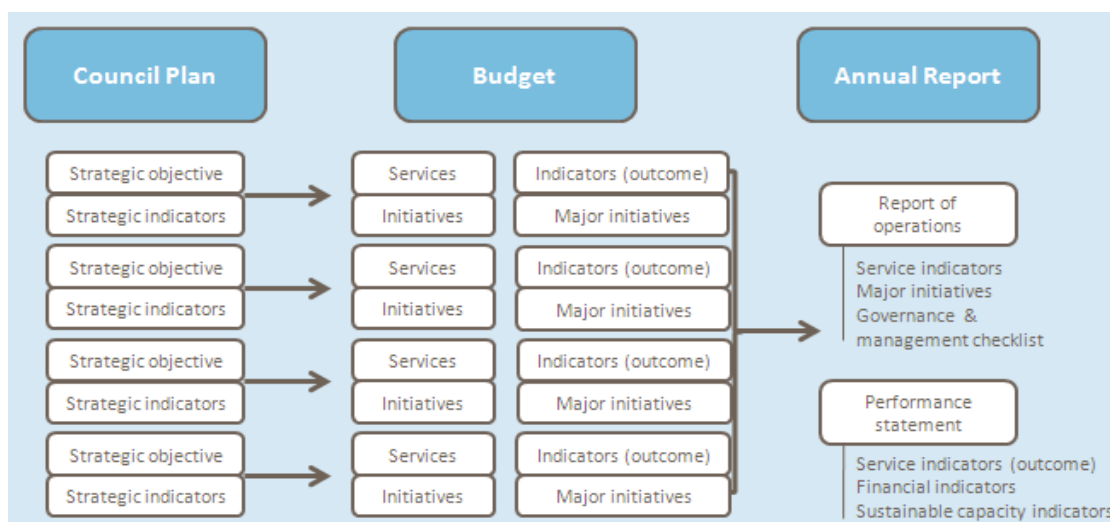
Strategic Objective	Description
1. People: Strong, healthy and inclusive communities	Support and strengthen the health and wellbeing of the Banyule community.
2. Planet: Environmental sustainability	Protect and care for the natural environment.
3. Place: Great places and spaces	Maintain and enhance our public spaces, buildings and infrastructure
4. Participation: Engagement and advocacy	Engage meaningfully and advocate for the broader interest of the community
5. Performance: Efficiency and good governance	Manage our resources wisely to achieve Council's strategic objectives.
<i>(Note: The Strategic Resource Plan (SRP) consists of the 'Performance – Efficiency and good governance' objective, the 'Management of our Human Resources' section, and the 'Financial Resources' section in the Council Plan.) The SRP is to be replaced by a long-term Financial Plan in the new Integrated Planning and Reporting Framework as required under LG Act 2020</i>	

Our Council Plan's Relationship with the Municipal Public Health and Wellbeing Plan

The Council Plan and the Banyule People: Health and Wellbeing Framework meet Banyule's obligation for the provision of a Municipal Public Health and Wellbeing Plan under the Victorian *Public Health and Wellbeing Act 2008*.

2. Services, Initiatives and Service Performance Indicators

This section provides a description of the services and initiatives to be funded in the Budget for the 2021/22 year and how these will contribute to achieving the strategic objectives outlined in the Council Plan. It also describes several initiatives and service performance outcome indicators for key areas of Council's operations. Council is required by legislation to identify major initiatives, initiatives and service performance outcome indicators in the Budget and report against them in their Annual Report to support transparency and accountability. The relationship between these accountability requirements in the Council Plan, the Budget and the Annual Report is shown below



Source: Department of Jobs, Precincts and Regions

The following diagram gives an overview of Council's objectives and key directions:



The framework outlined above is supported by a set of key policies, strategies, and plans. We use strategic indicators to measure our achievements.

The following section (outlining the Council Plan Objectives and Key Directions) is based on the same numbering as per the Council Plan.



2.1 Strategic Objective 1

1. PEOPLE: STRONG, HEALTHY AND INCLUSIVE COMMUNITIES – Support and strengthen the health and wellbeing of the Banyule community.

‘People’ is about our desire for optimal health, better living conditions and improved quality of life. Good health is the state of complete physical, mental and social wellbeing and not merely the absence of disease. Health and wellbeing can be supported at any age through individual and public policy measures. Wellbeing is fundamental to quality of life, quality of human relationships and the capacity to participate in education, work, recreation and the community.

We are committed to improving the health of our community and identifying and minimising threats to public health. This is a shared responsibility for which we have delegated legislative responsibility, and we undertake this in conjunction with other agencies and partners, such as the Department of Health & Human Services and Banyule Community Health, with whom we work closely.

We will support and strengthen the health and wellbeing of the Banyule community through the following key directions:

- 1.1 Support and promote health and wellbeing
- 1.2 Provide a range of services for people at important life stages
- 1.3 Support a connected, inclusive and involved community
- 1.4 Develop and promote safety and resilience in our community
- 1.5 Enhance quality of life and connection through arts and culture
- 1.6 Stimulate business, employment and investment opportunities

To achieve our objective of People – Strong, Healthy and Inclusive Communities, we will continue to plan, deliver and improve high quality, cost effective, accessible and responsive services.

The services and initiatives for our People objective are described below. For further information on key capital works projects and initiatives associated with this objective please refer to Section 5 of this Budget document. The list of initiatives will be further refined in line with the development of the new Community Vision and 4-year Council Plan.

Services:

	Forecast Actual 2020/21 \$'000	Proposed Budget 2021/22 \$'000
Business area & description of services provided		
Business area: Health, Aged and Community Planning	11,219	8,208
Provision of the following to support, protect and enhance the community's health and wellbeing:	<u>(7,297)</u>	<u>(4,387)</u>
	3,922	3,821
<p>Aged and Disability Services: Focuses on making Banyule an Age-friendly City and working with Older People and People with a Disability to support them to live independently at home and improve their wellbeing, social and community connections. Programs include: service assessment, information and advice, seniors' clubs and social support groups, in-home social and community support, delivered meals, home maintenance including rail and ramp installations, and carer support.</p> <p>Public Health Protection: Ensures all food sold within the municipality is safe to eat. Other public health programs provided include public and school immunisation sessions, neighbourhood complaints (nuisance), tobacco harm reduction activities, infection control, inspection of prescribed accommodation, septic tank approvals, public health emergency management and heatwave planning.</p> <p>Community & Social Planning: Supporting Council's community consultation and engagement, demographic data analysis and Council's direct service delivery areas.</p> <p>Supporting Council's commitment to:</p> <ul style="list-style-type: none"> • inclusion, access and equity • public health & wellbeing priorities • advocacy and • planning on key social issues. 		

Business area & description of services provided	Forecast Actual 2020/21 \$'000	Proposed Budget 2021/22 \$'000
Business area: Leisure, Recreation and Cultural Services	13,470	16,149
Provision of the following to the municipal community/population as a whole:	<u>(3,067)</u>	<u>(7,489)</u>
	10,403	8,660
<p>Leisure & Cultural Services: Art collection management, culture and heritage development, festivals and cultural events, leisure and recreation programs, sports participation, management of sporting clubs for sports pavilions, ground allocations and capital works, sports development and engagement casual and school hire for sports facilities.</p> <p>Facility & Contract Management: The Centre Ivanhoe function centre, I Flintoff Office space, library services, community halls, leisure facilities including: Ivanhoe Golf Course, WaterMarc, Macleod Recreation Centre and Watsonia Pool, and facility user agreements with education departments.</p> <p>Banyule Leisure: Ivanhoe Aquatic, Olympic Leisure, and Macleod Netball Stadium.</p>		
Business Area: Social Enterprise & Local Jobs	1,027	1,282
Provision of the following for the municipality:	<u>(20)</u>	<u>(371)</u>
	1,007	911
<p>Social Enterprise Development: Social Enterprise Partnerships Program, Community Social Enterprise Capacity Building and Development.</p> <p>Labour Market Programs: Banyule Inclusive Employment Program, Business Inclusive Employment Capacity Building Service, Volunteer Program, Work Experience Program.</p>		

	Forecast Actual 2020/21 \$'000	Proposed Budget 2021/22 \$'000
Business area & description of services provided		
Business area: Youth and Family Services	11,268	12,382
	<u>(5,611)</u>	<u>(6,232)</u>
Provision of the following to families, children and youth:	5,657	6,150
Youth & Family Strategic Management: Municipal Recovery Management, Banyule Child, Youth and Family Plan.		
Early Years: Child Care Centres, Early Childhood facilities management and capital works program, Early Years Networks facilitation, Kindergartens, Kindergarten Central Registration, Maternal and Child Health Services, Supported Playgroups and Early Years Community Support.		
Community Partnerships: Community Safety including Graffiti Management, Preventing Violence Against Women and Gender Equity; Community Support Grants and Banyule Scouts Grants; Celebrating Volunteers, Neighbourhood Houses, Shop 48 The Harmony Centre facility management; Project 3081 Community Capacity Building.		
Youth Services: including individual, LGBTIQ+ & CALD support; Youth Communications, Youth Participation, Mental health & wellbeing, Schools workshops and delivery; Jets Creative Arts Youth Facility & Banyule After Hours Youth Outreach & Program Support team.		
Provision of the following for the municipality:		
Emergency Management: Municipal emergency risk assessment, Local community disaster resilience planning and education, Emergency services support, Community information and warnings, Vulnerable Persons Register (VPR) coordination, Business continuity planning support, Single Incident coordination, Regional collaboration, Municipal emergency relief and recovery planning and coordination, Secondary impact assessment coordination, Volunteer recruitment and training, Relief and recovery centre management and local and regional exercises.		

Initiatives:**People: Strong, Healthy and Inclusive Communities****Key Direction: 1.1 Support and promote health and wellbeing**

- Continue to work in partnership with the state government and local sporting clubs to leverage opportunities for investment and development projects which create opportunities for girls and women in Banyule.
- Implement the Public Open Space Plan to provide appropriate spaces for our community, including: delivering improvement works to refresh our local park facilities across the municipality.
- Continue the playground replacement program, redeveloping playgrounds to provide a variety of experiences in local parks across Banyule
- Provide affordable recreation and cultural opportunities through our libraries, community halls, parks, community hubs, and aquatic and leisure centres.
- Deliver public health services to protect the community (e.g. food safety, potential nuisances, and water quality in public pools).
- Review and implement the Recreation Plan, to achieve the following goals:
 - Facilities - Our community has equitable access to multipurpose, inclusive, accessible and sustainable facilities
 - Communication and Education - Our community knows and is aware of opportunities and feels supported in the delivery of recreation
 - Informal Opportunities - Our community can access and participate in diverse activities that enhance their wellbeing
 - Participation and Partnerships - Our community is actively involved and has a strong and connected sense of belonging.
- Review the Domestic Animal Management Plan and continue to implement key initiatives, including:
 - Promote and encourage responsible pet ownership
 - Encourage registration and identification of dogs and cats
 - Reduce potential for dogs and cats to create a nuisance.

Key Direction: 1.2 Provide a range of services for people at important life stages

- Continue strategic planning work to outline Council's priorities and direction in relation to making Banyule an Age-friendly place to live.
- Develop a Child, Youth and Family Plan 2021-2031 and associated action plans (First 1000 Days Action Plan, Children's Action Plan, Youth Action Plan) to support children and young people to get the best start in life.
- Plan and deliver sustainable aged and disability programs in line with community needs to support people to live independently at home.
- Provide evidence based and responsive maternal and child health (MCH) and early childhood services (ECS) that reflect current standards of best practice, as well as providing improved software for families to be able to register and pay online for ECS.

Key Direction: 1.3 Support a connected, inclusive and involved community

- Continue to review Banyule Leisure's community and active engagement programs, policies and activities to ensure the leisure centres are inclusive and accessible, and provide participation opportunities for under-represented groups such as people from culturally diverse backgrounds, people with disabilities, the LGBTIQ+ (Lesbian, Gay, Bi-sexual, Transgender, Intersex and Queer+) community, and those from Aboriginal and Torres Strait Islander background.
- Continue to engage with the North East Link Project to manage the impact on local sporting clubs being displaced and facilitate the successful relocation of clubs to new facilities.
- Support Barrbunin Beek, our local Aboriginal and Torres Strait Islander gathering space.
- Maintain Council's 'Rainbow Tick' accreditation for Banyule's Aged Services to support people who identify with the LGBTIQ+ community to feel welcome, confident and safe to access aged and disability services.
- Address community aspirations through the implementation of Council's Inclusion, Framework and associated plans for:
 - Aboriginal and Torres Strait Islander Plan (& Reconciliation Action Plan)
 - Disability and Inclusion Plan
 - LGBTIQ+ (Lesbian, Gay, Bi-sexual, Transgender, Intersex and Queer+) Plan
 - Multicultural Plan.

Key Direction: 1.4 Develop and promote safety and resilience in our community

- Continue to embed the new Emergency Management legislation which will have a major impact on how Local Government is required to deliver preparedness and resilience building activities.
- Continue to work with other levels of government, the community and relevant authorities to respond to and recover from emergency events, such as the Coronavirus (COVID19) pandemic and bushfires.
- Review and implement the Safer Banyule Plan.
- Continue to monitor traffic speed and volume via scheduled traffic counts to improve road safety and our local road network.
- Implement traffic and road safety improvements, including:
 - Commence design and construction of improved pedestrian crossings
 - Traffic speed and volume control measures at selected locations
 - Localised traffic infrastructure treatments.
- Enhance capability and capacity to respond to and recover from emergencies by continuing to focus on the recruitment, retention, training, equipping and maintenance of personnel in all aspects of emergency management.
- Continue to implement the Banyule Gambling Policy: Gambling Reduction and Harm Minimisation, and action plan.

- Implement Council's strategic approach for building community resilience, including:
 - The development and delivery of a community education project that involves educating community groups about emergency risk and mitigation information with an all hazards approach
 - Community awareness and preparedness activities to promote resilience across the social, economic, built and natural environments
 - The review and promotion of Council's public health emergency planning.

Key Direction: 1.5 Enhance quality of life and connection through arts and culture

- Deliver an integrated program for the Ivanhoe Library and Cultural Hub where arts and culture is embedded and can be celebrated, show-cased and explored in partnership with community and industry.
- Continue to support the delivery of Major Festivals and associated programming.
- Review and implement the Arts and Culture Strategic Plan, evaluate cultural outcomes, and commence development of a new 5-year plan.
- Continue to develop an extensive program of exhibitions and events to promote local arts and culture and provide valuable opportunities for the Banyule Arts community.
- Support the development of Banyule's local creative sector through participation in Pinpoint Artists Network and professional development program.
- Work with the Banyule Arts and Cultural Advisory Committee to research, document and acquire new works for the Banyule Art Collection.

Key Direction: 1.6 Stimulate business, employment and investment opportunities

- Continue to deliver Banyule's Economic Support Package to provide support to ratepayers, residents, community groups and businesses that are most impacted by the COVID-19 crisis.
- Deliver small business support, including:
 - Provide networking and training opportunities that respond to local business needs
 - Work in partnership to provide one-to-one advice and planning and mentoring sessions
 - Provide specialist small business support targeted towards particular groups, such as women in business and home-based business
 - Provide specialist advice and support to support new businesses.
- Continue to strengthen partnerships with current and emerging social enterprise organisations to further develop opportunities within Banyule.
- Maintain strong links through Council's membership with the regional economic development agency NorthLink, including:
 - Support regional activities including the Food and Beverage project and Northern Horizons opportunities within the Northern Region of Melbourne
 - Progress opportunities identified through the regional investment attraction project coordinated through NorthLink, with a focus on the Heidelberg Activity Centre.

- Continue to deliver Council's Inclusive Employment Program to proactively lead employment opportunities for vulnerable community groups, with a focus on:
 - Aboriginal and Torres Strait Islanders
 - Culturally and linguistically diverse, including refugees and asylum seekers
 - People living with a disability, and
 - Young people (16-25 years).
- Develop and maintain strong links with local employers and employment service providers to create inclusive employment opportunities within Banyule



2.2 Strategic Objective 2

2. PLANET: ENVIRONMENTAL SUSTAINABILITY – Protect and care for the natural environment.

‘Planet’ is about the natural and formed environment and the ecosystems that sustain the community. Our community is an integral part of the environment and together we are the custodians of our shared home.

We will protect and care for the natural environment through the following key directions:

- 2.1 Protect and enhance our natural environment
- 2.2 Conserve water and improve stormwater management
- 2.3 Lead in planning for, and responding to, climate change
- 2.4 Avoid waste generation
- 2.5 Be environmental stewards

To achieve our objective of Planet - Environmental Sustainability, we will continue to plan, deliver and improve high quality, cost effective, accessible and responsive services.

The services and initiatives for our Planet objective are described below. For further information on key capital works projects and initiatives associated with this objective please refer Section 5 of this Budget document. The list of initiatives will be further refined in line with the development of the new Community Vision and 4-year Council Plan.

Services:

	Forecast Actual 2020/21 \$'000	Proposed Budget 2021/22 \$'000
Business area & description of services provided		
Business area: Environment & Place – Environment	872	936
Provision of the following to support council's direct service delivery areas, and municipal community as a whole:	872	936
Environment: Strategic environment policy and strategy and supporting plans, greenhouse gas reduction and carbon neutral programs, environmental stewardship and community engagement, strategic biodiversity and advocacy, State of the Environment reporting, internal climate action culture change program, community energy advice and programs, Environment Grants program, Significant Tree Register, Banyule Environment Advisory Committee (BEAC).		

	Forecast Actual 2020/21 \$'000	Proposed Budget 2021/22 \$'000
Business area & description of services provided		
Business area: Parks and Open Space	12,087	12,663
	(251)	(110)
The provision of the following to the municipal community as a whole:	11,836	12,553
<p>Strategic: Parks and Open Space strategic management - strategy development for public open space, including preparation and delivery of the Public Open Space Plan, master planning of reserves and regional playgrounds, and planning and development of Banyule's shared trail network.</p> <p>Sportsfields & Open Space Assets: Carry out maintenance on Banyule's park assets including playgrounds, sports fields, irrigation systems, garden beds, paths, fences, park furniture and BBQ's. Implement Council's Park asset renewal programs, and delivery of open space capital works projects. Provide service to repair minor damage to nature strips.</p> <p>Tree Care: Street and park tree maintenance, pest and disease control, tree replacement and planting, tree removal, tree root control, assessment for Council trees, nursery operations for plant propagation.</p> <p>Bushland: Environmental education, environmental management, flora and fauna recording and habitat restoration, noxious weed control, development of wildlife corridors, maintenance, construction, restoration and protection of bush reserves and rivers, community planting days, Friends Group working bees.</p> <p>Open Space Presentation: Maintenance of garden beds, mowing of active and passive parks and reserves, passive reserve maintenance, active reserve maintenance, half cost fence replacement, litter control in parks, maintenance of dog tidy bins, fire hazard control, maintenance and mowing of Right of Ways.</p>		

	Forecast Actual 2020/21 \$'000	Proposed Budget 2021/22 \$'000
Business area & description of services provided		
Business area: Operations - Environmental Services and Sustainable Infrastructure	19,826 (7,271) 12,555	22,379 (8,784) 13,595
Provision of the following to the municipality:		
<p>Waste Management: Strategic Waste Management, Metropolitan Waste Management Group member, Banyule-Visy Material Recovery Facility, Rethink Centre Education Programs, Outreach Education Programs, waste service support, Waste Recovery Centre (Transfer station), garbage collection, recycling collection, green waste collection, Hard rubbish collection, Bundled branch collection, Commercial waste collection, parks and reserves waste collection, and assist with planning assessments (waste management).</p> <p>Cleansing: Mechanical footpath sweeping of shopping centres, Mechanical sweeping of sealed roads, Cleaning of public toilets and BBQ's, Inspection and clearance of drainage pits, Maintenance of litter trap program, Litter clearance from shopping centres, Litter collection, Removal of dumped rubbish, Removal of dead animals from roads, Syringe removal, drain cleaning.</p> <p>Infrastructure Maintenance: Maintenance of footpaths, kerb and channel, patching of roads, guardrails and unsealed roads, repair and replacement of signs and street furniture, drainage repair and Road Management Plan implementation.</p> <p>Environmental Operations: Management and delivery of Council's Water Sustainability Plan including the various elements of water sensitive urban design, water harvesting, integrated water management, stormwater quality and environmental improvements.</p>		

Initiatives:

Planet: Environmental Sustainability

Key Direction: 2.1 Protect and enhance our natural environment

- Implement the Biodiversity Plan, including:
 - Conduct environmental management planning, including:
 - Continue the environmental watering of Banyule Billabong in partnership with Parks Victoria, Melbourne Water and the Victorian Environmental Water holder
 - Develop the bushland reserve site management plans
 - Implement the Ryans Road Conservation Reserve management plan
 - Implement Biodiversity initiatives for priority bushland reserve management plans, including:
 - Monitor the fox control program at Banyule Flats and Warringal Park and in other priority biodiversity sites within bushland parks and reserves.
 - Provide revegetation and bush regeneration activities as part of Friends Group working Bee calendars for the 2021 season.

- Educate, encourage and work with key stakeholders including public authorities, schools and the community to improve biodiversity outcomes.
 - Continue to advocate for improved habitat protection within major developments.
- Work with our La Trobe Employment Cluster partners and stakeholders to improve biodiversity and water outcomes along the Darebin Creek.
- Protect our important tree assets through a continued tree management and maintenance program, including:
 - Comply with Electricity Safety (Electric Line Clearance) Regulations 2015 requiring additional tree removal and pruning, and conduct routine street tree pruning on over 60,000 street trees
 - Implement the Urban Forest Strategic Plan including tree planting and the replacement of trees, in order to enhance Banyule's urban forest population on nature strips, road reserves, parks and reserves
 - Monitor the condition of significant trees on public land as listed on the Significant Tree Register.
- Plan for a resilient future for our community and collaborate with other metropolitan councils to deliver and implement the relevant aspects of the 'Resilient Melbourne' and 'Living Melbourne: our metropolitan urban forest' strategies as they apply to Banyule City Council.
- Continue to implement enforcement strategies for litter and illegal dumping and promote the benefits of the program.

Key Direction: 2.2 Conserve water and improve stormwater management

- Provide ongoing development and maintenance of warm season grassed playing surfaces and irrigation systems, including:
 - Upgrade irrigation controllers across the municipality.
 - Implement sports-field ground reconstruction works.
- Implement Council's Water Plan, including:
 - Continue to operate, monitor and optimise the capabilities of existing stormwater harvesting sites
 - Build our capability for integrating water sensitive urban design (WSUD) and treatments into the delivery and renewal of our infrastructure.
 - Environmental watering of Banyule Billabong.

Key Direction: 2.3 Lead in planning for, and responding to, climate change

- Implement and monitor Banyule's environmental grants program, responding to community need and identified barriers to sustainability and climate action,
- Continue to roll out a program of solar and energy efficiency across Council owned buildings
- Increase Council's use of renewable energy through Power Purchasing Agreements (PPA)
- Investigate new technologies that will support a move away from fossil fuels, such as an industrial heat pumps at Ivanhoe Aquatic.
- Continue to transition to LED lighting for Council asset upgrades, including street lighting, sportsfield lighting and Council owned buildings.
- Contribute funds to the Northern Alliance for Greenhouse Action (NAGA).
- Increase fuel efficiency in Council's fleet, including substituting fossil-fuelled vehicles with alternative fuel and electric powered vehicles.
- Implement Banyule's Community Climate Action Plan (CAP) to support the community to work towards carbon neutrality.

Key Direction: 2.4 Avoid waste generation

- Implement the new Towards Zero Waste Management Plan with the aim of motivating the Community to achieve zero waste to landfill by 2030.
- Continue to facilitate the introduction of a food organics/ green organics service to commence in 2022/2023.
- Continue to develop business cases for:
 - The introduction of public place recycling
 - Improvements at the Waste Transfer Station to increase the recycling offer.
- Implement improvement plans for waste related services, including:
 - Introduction of technology to continue to improve service efficiency
 - Kerbside collection services
 - Waste Recovery Centre
 - Dumped Rubbish and Litter Strategic Plan.

Key Direction: 2.5 Be environmental stewards

- Implement the Stewardship Plan, enabling and supporting the community to protect, enhance and experience the environment, including:
 - Provide community members with the skills and understanding to live more sustainably
 - Increase appreciation of environmental spaces through awareness raising activities
 - Provide training for residents to become leaders in sustainability within their community
 - Bring together different groups so they understand and support each other's stewardship roles
 - Facilitate sustainability actions that reduce Council's own operational impact.
- Continue to develop and implement Green Collar positions within Banyule's Inclusive Employment Program to assist with Council's action towards Climate Change.
- Implement the Biodiversity, Water, Corporate Emissions Reduction, Waste Management and Environmental Stewardship plans, and Community Climate Action Plan (CAP).



2.3 Strategic Objective 3

3. PLACE: GREAT PLACES AND SPACES – Maintain and enhance our public spaces, buildings and infrastructure.

‘Place’ describes the buildings, structures and spaces in which we live, work, shop and play. It is about our surroundings, how we interact with and move about within them. ‘Place’ also shapes our interactions with others and influences the quality and frequency of our social and economic activities. ‘Place’ is dynamic and influenced by many factors, most notably the aspirations of landowners and statutory approval systems that are governed through State and sometimes Federal decision making.

We will maintain and enhance our public spaces, buildings and infrastructure through the following key directions:

- 3.1 Preserve and improve Banyule as a great place to live, work and play
- 3.2 Renew and maintain Banyule’s public assets and infrastructure
- 3.3 Invest in and support activity centres and employment precincts
- 3.4 Provide great public and open spaces
- 3.5 Support sustainable transport

To achieve our objective of Place – Great Places and Spaces, we will continue to plan, deliver and improve high quality, cost effective, accessible and responsive services.

The services and initiatives for our Place objective are described below. For further information on key capital works projects and initiatives associated with this objective please refer to Section 5 of this Budget document. The list of initiatives will be further refined in line with the development of the new Community Vision and 4-year Council Plan.

Services

Business area & description of services provided	Forecast Actual 2020/21 \$'000	Proposed Budget 2021/22 \$'000
Business area: Delivery and Assets Provision of the following to the municipal population as a whole: Asset Management: Strategic Asset Management, programming for road and footpath (pavement) maintenance, Capital Works planning, Asset Management policy, strategy and plans for all asset classes, asset inspection and protection, pedestrian bridge inspection and maintenance. Asset Protection: Road Management Plan implementation, road and footpath infrastructure asset protection, line marking, supervision of new sub-divisions and supervision of unit developments, (MOC) Memorandum of Consents. Capital Projects: Capital Works management and reporting, project management and contract supervision for building works projects and all major/minor civil works, road resurfacing, pedestrian trail, bike/shared path construction and maintenance, roads construction and reconstruction projects. Building Maintenance: Scheduled/Unscheduled building maintenance on all Council owned buildings, air conditioning maintenance, and vandalism repairs. Developments and Drainage: Legal Points of Discharge, Building Over Easement approvals, Stormwater drainage approvals for new developments, Planning referrals, investigation of flooding issues, scoping for new drainage works or upgrades and work closely with Council's Planning and Cleansing teams.	6,579 (780) 5,799	6,850 (706) 6,144
Business area: Planning and Building Provision of the following to landowners, builders and developers: Development Planning: Statutory planning (land use and development including tree removal), subdivisions, planning investigations and enforcement. Building Services (Bpi): Municipal Building Surveyor, building permits and inspections, building investigations and enforcement.	5,592 (4,190) 1,402	5,781 (4,204) 1,577

	Forecast Actual 2020/21 \$'000	Proposed Budget 2021/22 \$'000
Business area & description of services provided		
Business area: Transport	4,877	5,339
	<u>(3,307)</u>	<u>(5,803)</u>
Provision of the following to support council's direct service delivery areas, and to the municipal community as a whole:	1,570	(464)
Transport Engineering: Provides traffic engineering, road safety, school crossing supervision and parking management and enforcement.		
Transport Planning & Advocacy: Undertakes planning and advocacy for integrated transport solutions, improved public transport operation and infrastructure that will benefit the Banyule community.		
Business area: Environment & Place - Economic Development, Municipal Laws and City Futures	5,557	4,448
	<u>(1,615)</u>	<u>(1,475)</u>
	3,942	2,973
Provision of the following to businesses and industry:		
Economic Development: Business attraction and retention, investment facilitation, special rate and charge scheme facilitation, labour market development, business grants, business support services, economic development policy and strategy.		
Provision of the following to road users, pet owners, parents and municipal community as a whole:		
Municipal Laws: Animal management, fire prevention, Local Laws compliance and enforcement, building sites compliance and enforcement, footpath trading.		
Provision of the following to support council's direct service delivery areas, and to the municipal community as a whole:		
City Futures (Strategic Planning): Creating and reviewing place-based policies, strategies and plans. This includes structure plans for activity centres, streetscape master planning and design frameworks for renewal areas; facilitating Council's role as the Planning Authority for planning scheme amendments; participating in Government strategic planning projects associated with the Victorian Planning Provisions, and periodically reviewing and updating the Banyule Planning Scheme.		

	Forecast Actual 2020/21 \$'000	Proposed Budget 2021/22 \$'000
Business area & description of services provided		
Business Area: Strategic Property	1,151	1,257
	<u>(1,581)</u>	<u>(1,651)</u>
Provision of the following to provide a co-ordinated approach for management of Council's property and assets and support council's direct service delivery areas, and to the municipal community as a whole:	(430)	(394)
<p>Property Services: Property portfolio management including the management of commercial and residential leases, discontinuances and associated sale of land, provision of Council related valuation services.</p> <p>Property Developments: Strategic property developments, acquisitions and disposals involving Council land.</p> <p>Spatial & Property Systems: Spatial and property systems co-ordination and maintenance and provision of spatial approaches to managing Council's operations.</p>		

Initiatives:**Place: Great Places and Spaces****Key Direction: 3.1 Preserve and improve Banyule as a great place to live, work and play**

- Uphold the principles as set out in Banyule's Neighbourhood Character Strategy and work with and advise new applicants on the best way in which to sensitively develop property in Banyule, including:
 - Improve communication to residents and developers in relation to neighbourhood character and development outcomes.
 - Prepare guidelines to improve development outcomes in relation to the location and presentation of site services in unit developments.
 - Improve the quality of landscape outcomes on development sites.
 - Increase the number of street tree plantings where there are opportunities through development outcomes.
- Continue to apply Council's Liveable Housing Guidelines to improve the accessibility of new housing.
- Monitor and respond to the Victorian State Government progress for the La Trobe National Employment and Innovation Cluster for:
 - Land use and transport planning framework for the Cluster
 - Economic development for the Heidelberg West Business Park
 - Housing renewal and diversity for Heidelberg West, including co-housing
 - Reimagined Heidelberg Railway Station Precinct and a reviewed Heidelberg Structure Plan.

Key Direction: 3.2 Renew and maintain Banyule's public assets and infrastructure

- Deliver a program of facility improvements, including:
 - Beverley Road Oval, Heidelberg (surface renovation)
 - Macleod Park (Change rooms/pavilion)
 - Partington Flat, Greensborough (Change rooms/pavilion and playground)
 - Sports field lighting at James Street Reserve and Chelsworth Park.
- Develop and deliver Infrastructure Assets Renewal Programs and reduce our renewal gap.
- Look to maintain and improve our local road network infrastructure, including:
 - Deliver our Local Roads Resurfacing program to improve 42 roads
 - Deliver Infrastructure Maintenance Works such as: infrastructure repairs within the road reserve, major patching across the network, kerb and channel replacement, and laneway rehabilitation program
 - Deliver improvement initiatives for localised traffic infrastructure, cyclists, pedestrian and school crossings
 - Continue the Roads to Recovery program (with funding support from the Federal Government).

Key Direction: 3.3 *Invest in and support activity centres and employment precincts*

- Work with the State Government and other key partners to maximise the outcomes and opportunities associated with the emerging La Trobe National Employment Cluster.
- Review the Banyule Economic Development Plan.
- Continue shopping centre maintenance and beautification, including:
 - Finalise designs and commence improvement works for the beautification of Montmorency Village
 - Carry out minor improvements in Main Shopping Centres.
 - Shopping Centre and Toilet Cleaning.

Key Direction: 3.4 *Provide great public and open spaces*

- Manage Council's open spaces, including:
 - Maintain parklands, sporting ovals, and fire breaks
 - Implement the Pedestrian Bridge Replacement program, including:
 - Yallambie Road North and South bridges - deck replacement
 - Odenwald Road bridge, Eaglemont - improvements to road bridge to enable shared use.
- Maintain and improve equipment for sporting facilities, including:
 - Deliver the all seasons cricket pitch replacement program (synthetic sports pitches)
 - Improve the tennis facilities at Bundoora tennis club
 - Banyule Flats Reserve South Cricket Nets Renewal.
- Continue delivery of the Ford Park Masterplan in partnership with the North East Link Authority.
- Continue to implement the Rosanna Parklands masterplan including localised community consultation and consideration of amenities such as a BBQ, picnic table, and shelter.

Key Direction: 3.5 *Support sustainable transport*

- Implement the appropriate actions identified in the Banyule Integrated Transport Plan which:
 - Identifies key actions and projects that other key stakeholders, particularly the State Government, will need to progress to help deliver this vision, including:
 - Improving the level of service and access to public transport for all users
 - Addressing safety and amenity on Rosanna Road
 - Duplication of the Hurstbridge railway line to improve service frequency and reliability
 - Providing input to the Victorian Planning Authority's work on transport planning for the La Trobe National Employment Cluster
 - Pursue the best local transport outcomes from the North East Link Project.
 - Advocate for increased investment in sustainable transport and for improvements to public transport operation and infrastructure that will benefit local residents.
- Consider access to transport, informed by principles according to the World Health Organisation (WHO) Age Friendly Guidelines, and taking into account the needs of people of all abilities.
- Continue the off-road path renewal and development of the Banyule Shared Trail Network (for walking and cycling) through the implementation of the Northern Regional Trails Strategy (NRTS) and the shared trail asset management plan, including:
 - Implement an advocacy plan for the priority projects in the NRTS in conjunction with regional partner councils
 - Continue upgrade of the Darebin Creek Trail
 - Complete the installation of wayfinding signage along the Darebin Creek Trail
- Implement the actions of the Banyule Walking Strategy
- Implement travel behaviour change programs to improve walking, cycling and public transport use in priority areas, including:
 - Review the Green Travel Plan for Council's operations
 - Co-ordinate promotional events about Sustainable Transport to raise awareness and increase uptake, including Ride to Work, Ride to School, Walk to School
 - Identify suitable locations for bicycle parking facilities to promote and improve bicycle travel opportunities
- Implement recommendations from key activity area parking plans.



2.4 Strategic Objective 4

4. PARTICIPATION: ENGAGEMENT AND ADVOCACY – Engage meaningfully and advocate for the broader interest of the community.

‘Participation’ is about how people get involved in the community and community activities, how they have a say on issues important to them, and how Council listens to and involves people in decision making and planning. Participation also involves Council advocating with and on behalf of the community on issues out of Council’s direct control. Supporting ‘Participation’ is central to good governance.

We will engage meaningfully and advocate for the broader interest of the community through the following key directions:

- 4.1 Engage meaningfully with our community and encourage participation
- 4.2 Advocate for our community
- 4.3 Communicate effectively with our community

To achieve our objective of Participation – Engagement and Advocacy, we will continue to plan, deliver and improve high quality, cost effective, accessible and responsive services.

The services and initiatives for our Participation objective are described below. For further information on key capital works projects and initiatives associated with this objective please refer to Section 5 of this Budget document. The list of initiatives will be further refined in line with the development of the new Community Vision and 4-year Council Plan.

Services

Business area & description of services provided	Forecast Actual 2020/21 \$'000	Proposed Budget 2021/22 \$'000
Business area: Governance and Communication	1,376	1,600
Provision of the following to support Council's direct service delivery areas:	<u>1,376</u>	<u>1,600</u>
<p>Communications: The team manages all aspects of Council's communications with the community including the Council website and social media accounts. The team is responsible for producing material that informs the community of the services and activities provided by the Council and other issues affecting people that live, work or play in Banyule.</p>		
Business area: Executive	2,165	2,550
Provision of the following to support council's direct service delivery areas, and to the municipal community as a whole:	<u>2,165</u>	<u>2,550</u>
<p>The Executive comprises the CEO and 4 Directors and their support staff. They are responsible for:</p> <ul style="list-style-type: none"> • Implementation of policies • Day-to-day management of operations • Management of the organisational structure • Developing and implementing a Code of Conduct for Council employees • Providing strategic advice to Council 		

Note: Much of the work related to the Participation objective is included within other P objectives. Participation is an integral part of service delivery across Council's business areas and as such has been attributed accordingly.

Initiatives:**Participation: *Engagement and Advocacy*****Key Direction: 4.1 *Engage meaningfully with our community and encourage participation***

- Deliver Council's community support grants program and finalise the review of the RSL trust deeds and grants partnership.
- Lead, support and improve Council's community engagement and consultation processes to ensure that the views and needs of the community are reflected in Council's prioritisation and service delivery (including technology opportunities).
- Support Council's Advisory Committees to enable broader participation in Council's planning processes.
- Implement the community engagement requirements of the new Local Government Act 2020, including:
 - Implement the Community Engagement Policy (Framework)
 - Continue the process for developing a Community Vision

Key Direction: 4.2 *Advocate for our community*

- Work with the State Government's co-design forums to implement the Local Government Act 2020
- Engage with the community to identify and progress key advocacy priorities that represent community needs, including:
 - North East Link – securing best design outcomes and complementary projects
 - Olympic Park Master Plan – further funding to deliver the masterplan
 - Northern Regional Trails Strategy – Partnership approach with 5 other councils seeking funding for trail improvements.
 - Recycling – seeking increased state and federal government investment and regulation to support recycling
- Advocate and negotiate for the best outcomes for our community in response to the State Government's proposed North-East Link project, including:
 - Consideration of a longer tunnel to protect local communities, reduce surface works by about 10 hectares, and save thousands of trees
 - Protecting nationally significant vegetation at Simpson Army Barracks
 - Improved transport connections to Watsonia station and shops, and urban design improvements
 - Excluding tunnel boring machine launching from Borlase Reserve
 - A new design for the Lower Plenty Road interchange
 - Pursue required complementary infrastructure projects such as:
 - Local and arterial road improvements
 - Cycling corridors and increased shared trail opportunities
 - Improved bus services and pedestrian access to public transport

- A transport interchange at Greensborough
- Place making initiatives and public art opportunities.

Key Direction: 4.3 *Communicate effectively with our community*

- Implement actions from the Communications Strategy, including:
 - More audience centric use communications channel and messaging
 - Delivering specific communications campaigns that enhance the reputation of Council and raise awareness of Council services
 - Continue to consolidate Council's corporate branding material.
- Maintain and improve Council's corporate website and digital media, including:
 - Maximise social media as a communications tool through strategic use of Facebook and Twitter and launch of Instagram account for Council
 - Provide opportunities for digital community engagement through the 'Shaping Banyule' website
 - Expand digital communications offering including exploring online versions of the Banner and a review of our electronic newsletters.
- Continue to explore and utilise existing and emerging technologies to maximise the reach, impact and responsiveness of our communications.



2.5 Strategic Resource Plan:

Strategic Objective 5

5. PERFORMANCE: EFFICIENCY AND GOOD GOVERNANCE –Manage our resources wisely to achieve Council’s strategic objectives.

The framework and context for the Strategic Resource Plan (SRP) and Performance Objective are described in Section 1 of this budget document.

The SRP is to be replaced by a long-term Financial Plan in the new Integrated Planning and Reporting Framework as required under LG Act 2020. *Note: Council is preparing its Financial Plan as part of the transition to a new Community Vision and Council Plan (by October 2021). The 10-year Financial Plan replaces the 4-year Strategic Resource Plan.*

We will manage our resources wisely to achieve Council’s strategic objectives through the following key directions:

- 5.1 Provide exceptional customer service
- 5.2 Deliver best value services and facilities
- 5.3 Provide responsible financial management and business planning
- 5.4 Provide good governance and be accountable
- 5.5 Promote an engaged and productive organisation
- 5.6 Manage the systems and assets that support service delivery

To achieve our Strategic Resource Plan and Council Plan objective of Performance – Efficiency and Good Governance, we will continue to plan, deliver and improve high quality, cost effective, accessible and responsive services.

The services and initiatives for our Performance objective are described below. For further information on key capital works projects and initiatives associated with this objective please refer to Section 5 of this Budget document. The list of initiatives will be further refined in line with the development of the new Community Vision and 4-year Council Plan.

Services

	Forecast Actual 2020/21 \$'000	Proposed Budget 2021/22 \$'000
Business area & description of services provided		
Business area: Operations – Plant & Fleet Management	3,625	3,598
	(359)	(359)
Provision of the following to support council's direct service delivery areas:	3,266	3,239
Plant and Fleet Management: Council's Workshop conducts repairs and servicing of all fleet vehicles, provides welding and fabrication services, coordination of accident repairs, administration of contracts and specification/ purchasing of new and replacement vehicles, trucks and heavy mobile plant, and sale of retired fleet.		
Business area: Customer Experience and Business Improvement	2,577	2,895
	2,577	2,895
Provision of the following to support council's direct service delivery areas:		
Customer Experience Operations (Customer Service): The customer service team is a key interface between Council and the community we serve. The team assists customers via phone, online and face to face at our three customer service centres located in Greensborough, Ivanhoe and Rosanna. The team aims to resolve the majority of queries at first point of contact and redirect other queries, as needed, to relevant departments.		
Continuous Improvement: The Continuous Improvement team manages a framework to support a culture of learning and problem solving which adds value for our staff, customers and Community. The team are responsible for leading, supporting and facilitating improvement projects and initiatives, and building an internal CI capability across Council.		
Customer Experience Strategy: The CX Strategy team supports the wider organisation to improve CX (customer experience). The team is responsible for leading key initiatives from Banyule's updated Customer Experience strategy – including ongoing training, the implementation of a voice of customer program and the continued embedding of the Banyule Service Promise.		

Business area & description of services provided	Forecast Actual 2020/21 \$'000	Proposed Budget 2021/22 \$'000
Business area: Governance and Communication	3,852	3,361
Provision of the following to support council's direct service delivery areas:	(7)	(151)
	3,845	3,210
<p>Governance: Corporate Governance and compliance including Council Meetings, CEO & Councillor administration, Freedom of Information and Public Interest Disclosures, Conflicts of Interest; Council Elections, Councillors support and training, Audit & Risk Committee, Cemetery management for Warringal & Greensborough Cemeteries.</p> <p>Records and Information Management: Management of incoming and outgoing correspondence, capture and action incoming records into Council's EDRMS, delivery of the records archiving and disposal program, mail and courier deliveries across sites, records and information advice and EDRMS training program, and privacy advice.</p> <p>Corporate Planning: Organisational business planning and reporting services, including support for: Community Vision development and integrated planning, Council Plan development, corporate planning and reporting, business plan development, and development of key corporate policies and plans.</p>		
Business area: People & Culture	4,060	5,629
Provision of the following to support Council's direct service delivery areas:	-	(472)
	4,060	5,157
<p>The People and Culture Department is responsible for developing and implementing strategies which enable our people to create an engaging, high performance culture and employee experience that delivers exceptional services and programs to our people and the community. Key functions; Culture and Leadership, Diversity & Inclusion, Gender Equity, Learning & Performance Development, Workforce Planning, Recruitment, Onboarding, Induction and Offboarding, Safety and Wellbeing, Injury Management/Return to work, Incident and Investigation Management, Employee Relations, Industrial Relations, Organisational Development, Risk, Insurance and Compliance.</p>		

	Forecast Actual 2020/21 \$'000	Proposed Budget 2021/22 \$'000
Business area & description of services provided		
Business area: Finance & Procurement	3,881	4,281
	<u>(229)</u>	<u>(276)</u>
Provision of the following to support council's direct service delivery areas:	3,652	4,005
<p>The team maintains the integrity of the financial system and partners with the organisation to ensure it always provides relevant financial and strategic procurement support to all business units. The team leads the service review program, strategic procurement and performance reporting activity to support sustainable service delivery to the community. The team is accountable for the efficient and compliant collection of monies and timely payment to suppliers and staff. It ensures that investments are appropriately managed and administered and that future and current financial sustainability, performance and position is appropriately monitored and reported.</p>		
Business area: IT & Digital Transformation	4,597	5,254
	<u>-</u>	<u>-</u>
Provision of the following to support Council's direct service delivery areas:	4,597	5,254
<p>IT Applications & Digital Services: Providing an important role for the organisation in the management of corporate applications that ensure reliable and effective business services. Applications are managed throughout their lifecycle to ensure they remain fit for purpose. The team also delivers project services that design, build and deploy new applications and deliver improvements to existing applications providing improvements through innovative technologies.</p> <p>IT Infrastructure and Operations: Providing reliable and secure infrastructure services and IT service desk support for our organisation and Councillors. Infrastructure is managed throughout its life cycle, supporting and offering leading data, hardware, network, audio and visual, telephony and mobile solutions. The team also delivers project services that design, configure and deploy infrastructure solutions providing modern and flexible platform to support business and digital innovation.</p> <p>Digital Transformation: Delivering the digital transformation program guided by the Digital Transformation Strategy. This is a significant program of change and assists Council to continue to be a customer centric organisation.</p>		

Initiatives:

Performance – Efficiency and Good Governance

Key Direction: 5.1 Provide exceptional customer service

- Continue to improve the customer experience through the implementation of key initiatives from Banyule's updated Customer Experience Strategy.
- Continue to embed the Banyule Service Promise developed in consultation with our community.
- Implement the new Banyule Customer Complaint Management Policy.

Key Direction: 5.2 Deliver best value services and facilities

- Investigate the implementation of a second Development Contributions Plan (DCP) to support Council's long-term plans for capital works
- Continue Council's Service Development Review Program, a targeted review program to strengthen and assess service sustainability, including:
 - Review of service provision, key needs and objectives, and delivery inputs such as consultation, benchmarking, and financial analysis and forward strategic business planning
 - Continue to progress activity as part of assessing longer term service planning and community infrastructure planning for asset management and longer-term financial planning.
- Co-ordinate data sources and performance reporting measures, to ensure evidence-based decision making, including:
 - Report, monitor, and review organisational KPI data to enhance performance opportunities
 - Report on the State Government's Local Government Performance Reporting Framework (LGPRF)
 - Produce, co-ordinate and promote use of, and access to, meaningful data to inform and enhance Council's planning and service delivery e.g. Resident profile and performance assessment, community surveys, organisational benchmarking.

Key Direction: 5.3 *Provide responsible financial management and business planning*

- Review and update Council's capital works infrastructure plan to ensure the ongoing strategic and sustainable management of Council's assets.
- Implement a Sustainable Procurement model to capture the core Social, Economic and Environmental principles, including:
 - Update Procurement Guidelines, Templates and Contracts to factor sustainable policy requirements
 - Educate, monitor and report against best practice.
- Manage the service delivery contracts for Council's Major outsourced Leisure and Functions facilities, including: WaterMarc Banyule, The Centre Ivanhoe, Ivanhoe Golf Course, Chelsworth Park, Community halls, and Macleod Recreation and Fitness Centre.

Key Direction: 5.4 *Provide good governance and be accountable*

- Continue to implement legislative requirements from the new Local Government Act (that fall due in 2021/2022),
- Effectively manage Council's reputation within the media with clear, consistent and open communication.

Key Direction: 5.5 *Promote an engaged and productive organisation*

- Build on the implementation of the Working Together Working Better Values by promoting positive behaviours through appropriate feedback, reward and recognition and development opportunities.
- Finalise negotiations and implement Enterprise Agreement No. 8 with a focus on achieving a fair outcome that supports a sustainable organisation so that employment is sustainable, including terms and conditions that are contemporary and relevant to a modern workforce.
- Continue to promote Banyule's Child Safe Policy and ensure the Child Safe Standards are embedded in our conduct, operations and culture.

Key Direction: 5.6 *Manage the systems and assets that support service delivery*

- Deliver our Digital Transformation Strategy to enable Council to continue to respond in a rapidly changing ICT (information and communications technology) environment, including:
 - Target improvement of organisational systems as prioritised by the organisation's ICT Steering Committee
 - Develop innovative technologies to improve the customer experience when interacting with Council
 - Embrace a 'cloud first' approach to improve efficiency and effectiveness of resource allocation with a focus on continuous improvement
 - Maintain and provide a reliable and stable ICT environment to the organisation (e.g. network access, and system and information security)
 - Continue to provide reliable and dependable ICT support to enable the organisation to deliver services to the community.

- Maintain and enhance Council's Project Management Framework to improve consistency in project delivery across the organisation.
- Review and communicate mechanisms and processes to apply clear and sound risk management practices that meet local government and industry standards.
- Continue to embed the Continuous Improvement Framework into Council's systems and processes.

2.6 Performance Statement

The LGPRF service performance outcome indicators detailed at section 2.8 will be reported on within the Performance Statement which is prepared at the end of the year as required by section 98 of the Act and included in the Annual Report. The Performance Statement will also include reporting on prescribed indicators of financial performance (outlined in section 6) and sustainable capacity.

The full set of prescribed performance indicators contained in the Performance Statement is audited each year by the Victorian Auditor General who issues an audit opinion on the Performance Statement. The initiatives detailed in the preceding pages will be reported in the Annual Report in the form of a statement of progress in the Report of Operations.

2.7 Reconciliation with Budgeted Operating Result

	Net Cost \$'000	Expenditure \$'000	Revenue \$'000
1. People: Strong, healthy and inclusive communities	19,542	38,021	18,479
2. Planet: Environmental sustainability	27,084	35,978	8,894
3. Place: Great places and spaces	9,836	23,675	13,839
4. Participation: Engagement and advocacy	4,150	4,150	-
5. Performance: Efficiency and good governance	23,760	25,018	1,258
Total services	84,372	126,842	42,470
Depreciation and amortisation	23,312		
Finance cost	1,905		
Initiatives cost (excluding Hardship waiver)	5,690		
Deficit before funding sources	115,279		
Funding sources added in			
Rates revenue	108,773		
Initiative Hardship waiver	(1,500)		
Capital grant	10,387		
Capital contribution	4,906		
Interest income	471		
Others	4,780		
Operating surplus for the year	12,538		

2.8 Indicators – Measuring Our Performance

Annually in our Budget we will measure our performance against the Council Plan objectives. This is shown in the following table which complements Banyule's Strategic Indicators Framework. This is reported to our community in our Annual Report.

Note: Council Plan objectives:



People



Planet








Place





Participation



Performance

Service	Indicator	Performance Measure	2019/20 Actual	2020/21 Target (Forecast)	2021/22 Target (Budget)	Council Plan/ Budget
Governance	Satisfaction	Satisfaction with Council decisions (Community satisfaction rating out of 100 with how Council has performed in making decisions in the interests of the community)	60	Equal to or greater than the Metro Council Group average	Equal to or greater than the Metro Council Group average	 
Statutory planning	Decision making	Council planning decisions upheld at VCAT (Percentage of planning application decisions subject to review by VCAT and that were not set aside)	42.11%	60%	60%	
Roads	Satisfaction	Satisfaction with sealed local roads (Community satisfaction rating out of 100 with how Council has performed on the condition of sealed local roads)	68	Equal to or greater than the Metro Council Group average.	Equal to or greater than the Metro Council Group average.	
Libraries	Participation	Active library borrowers. (Percentage of the population that are active library borrowers)	16.66%	16%	16%	

Service	Indicator	Performance Measure	2019/20 Actual	2020/21 Target (Forecast)	2021/22 Target (Budget)	Council Plan/ Budget
Waste collection	Waste diversion	Kerbside collection waste diverted from landfill (Percentage of garbage, recyclables and green organics collected from kerbside bins that is diverted from landfill)	52.84%	50%	50%	
Aquatic Facilities	Utilisation	Utilisation of aquatic facilities (Number of visits to aquatic facilities per head of municipal population)	7.13	6	6	
Animal Management	Health and safety	Animal management prosecutions. (Percentage of animal management prosecutions which are successful)	100%	95%	95%	 
Food safety	Health and safety	Critical and major non-compliance outcome notifications. (Percentage of critical and major non-compliance outcome notifications that are followed up by Council)	100%	100%	100%	
Maternal and Child Health	Participation	Participation in the MCH service (Percentage of children enrolled who participate in the MCH service)	77.44%	80%	80%	
		Participation in the MCH service by Aboriginal children (Percentage of Aboriginal children enrolled who participate in the MCH service)	70.17%	75%	75%	

General Notes and Glossary of Terms for the Indicators

1. *Metro Council Group: - Melbourne Metropolitan Group of councils.*
2. *CSI – Community satisfaction index scores measured by Victorian Local Government Community Satisfaction Survey (CSS), co-ordinated by the Department of Jobs, Precincts and Regions. Banyule's CSI indicators and targets are based on 'performance' measures. Community Satisfaction Index (CSI) scores are commonly used in the market research industry to represent the extent of customer satisfaction. Banyule's survey results are available on Council's website.*
3. *The Local Government (Planning and Reporting) Regulations 2020 support the operation of the planning and reporting framework for Councils. This includes the requirement for Councils to report against the Local Government Performance Reporting Framework (LGPRF).*
4. *Banyule follows the Local Government Better Practice Guide - Annual Report - Performance Reporting Indicator Workbook 2020-2021, Department of Jobs, Precincts and Regions in the implementation of the LGPRF indicators process.*
5. *The results for the list of indicators included in the State Government's LGPRF and in Council's Budget document are reported in the BCC Annual Report, in line with the legislative requirements. Council will continue to review these and adjust targets and indicators as appropriate on an annual basis.*
6. *Council will continue to work with the State Government and Local Government industry sector in the further development and implementation of the LGPRF.*
7. *The indicators are reviewed on an ongoing basis to ensure continued alignment with Council's objectives and priorities and are subject to change.*

3. Financial Statements

This section presents information in regard to the Financial Statements and Statement of Human Resources. The budget information for the year 2021/2022 has been supplemented with projections to 2024/2025.

This section includes the following financial statements prepared in accordance with the *Local Government Act 2020* and the *Local Government (Planning and Reporting) Regulations 2020*.

- Comprehensive Income Statement
- Balance Sheet
- Statement of Changes in Equity
- Statement of Cash Flows
- Statement of Capital Works
- Statement of Human Resources

Comprehensive Income Statement

For the four years ending 30 June 2025

		Forecast Actual 2020/21 \$'000	Proposed Budget 2021/22 \$'000	Projections		
	Notes			2022/23 \$'000	2023/24 \$'000	2024/25 \$'000
Income						
Rates and charges	4.1.1	103,535	107,273	111,265	113,965	117,001
Grants - Operating	4.1.2(a)	14,658	11,976	11,614	11,281	11,499
Grants - Capital	4.1.2(b)	7,120	10,387	6,481	4,333	1,655
Statutory fees and fines	4.1.3	7,293	10,295	10,521	10,712	10,953
User fees and charges	4.1.4	13,283	20,128	21,089	21,689	22,207
Contributions income	4.1.5	5,436	5,111	5,218	5,413	5,433
Interest income	4.1.6	777	471	576	758	954
Rental income	4.1.7	2,327	2,566	2,564	2,614	2,669
Net gain on disposal of property, infrastructure, plant and equipment	4.1.8	278	266	54	181	223
Other income	4.1.9	1,258	595	602	611	622
Total income		155,965	169,068	169,984	171,557	173,216
Expenses						
Employee costs	4.1.10	66,656	70,621	70,763	72,225	74,263
Materials and services	4.1.11	44,313	46,058	45,105	45,398	46,615
Utility charges	4.1.12	3,957	4,489	4,619	4,758	4,908
Depreciation	4.1.13	22,201	22,479	22,816	23,215	23,679
Amortisation – intangible asset	4.1.14(a)	288	292	305	310	307
Amortisation – right of use assets	4.1.14(b)	543	541	538	532	454
Borrowing costs	4.1.15	2,339	1,905	1,670	1,609	1,529
Finance cost - leases	4.1.16	34	24	17	28	23
Donations expenditure	4.1.17	1,466	1,175	934	903	955
Contribution expense	4.1.18	7,049	7,182	7,230	7,334	7,455
Other expenses	4.1.19	2,478	1,764	1,778	1,794	1,819
Total expenses		151,324	156,530	155,775	158,106	162,007
Surplus for the year		4,641	12,538	14,209	13,451	11,209
Total comprehensive result		4,641	12,538	14,209	13,451	11,209

Note: The 2021/2022 underlying result is budgeted to be a deficit of \$0.73 million. This underlying result is determined after adjusting for non-recurrent capital grants and capital contributions of \$13.27 million.

Balance Sheet

For the four years ending 30 June 2025

		Forecast Actual 2020/21 \$'000	Proposed Budget 2021/22 \$'000	Projections		
	Notes			2022/23 \$'000	2023/24 \$'000	2024/25 \$'000
Assets						
Current assets						
Cash and cash equivalents		15,748	15,772	17,164	17,118	18,299
Trade and other receivables		12,983	13,569	14,303	15,076	15,870
Other financial assets		62,990	63,086	68,657	68,472	73,196
Inventories		37	37	37	37	37
Other assets		1,633	1,633	1,633	1,633	1,633
Total current assets	4.2.1	93,391	94,097	101,794	102,336	109,035
Non-current assets						
Trade and other receivables		215	215	215	215	215
Investments in associates, joint arrangement and subsidiaries		3,187	3,187	3,187	3,187	3,187
Property, infrastructure, plant & equipment		1,696,444	1,694,270	1,705,162	1,717,079	1,719,381
Leasehold improvement		233	178	123	67	9
Right-of-use assets	4.2.6	1,166	679	997	1,066	783
Investment property		33,034	33,034	33,034	33,034	33,034
Intangible assets		2,411	7,149	8,944	9,733	11,226
Total non-current assets	4.2.2	1,736,690	1,738,712	1,751,662	1,764,381	1,767,835
Total assets		1,830,081	1,832,809	1,853,456	1,866,717	1,876,870
Liabilities						
Current liabilities						
Trade and other payables		15,268	15,708	15,988	16,513	16,947
Trust funds and deposits		3,510	3,510	3,510	3,510	3,510
Provisions		16,056	16,563	17,066	17,575	18,097
Interest-bearing liabilities	4.2.5	10,257	939	1,277	1,731	1,840
Lease Liabilities	4.2.6	500	507	491	393	401
Unearned Income		2,573	2,573	2,573	2,573	2,573
Total current liabilities	4.2.3	48,164	39,800	40,905	42,295	43,368
Non-current liabilities						
Provisions		1,379	1,379	1,379	1,379	1,379
Trust funds and deposits		1,007	1,007	1,007	1,007	1,007
Interest-bearing liabilities	4.2.5	20,810	19,871	24,894	23,163	21,323
Lease Liabilities	4.2.6	719	212	522	673	384
Total non-current liabilities	4.2.4	23,915	22,469	27,802	26,222	24,093
Total liabilities		72,079	62,269	68,707	68,517	67,461
Net assets		1,758,002	1,770,540	1,784,749	1,798,200	1,809,409
Equity						
Accumulated surplus		533,443	537,049	542,505	555,128	560,783
Reserves		1,224,559	1,233,491	1,242,244	1,243,072	1,248,626
Total equity		1,758,002	1,770,540	1,784,749	1,798,200	1,809,409

Statement of Changes in Equity

For the four years ending 30 June 2025

	Notes	Total \$'000	Accumulated Surplus \$'000	Revaluation Reserve \$'000	Other Reserves \$'000
2020/21 Forecast Actual					
Balance at beginning of the financial year		1,753,361	509,831	1,199,754	43,776
Impact of adoption of new accounting standards					
Surplus for the year		4,641	4,641		
Transfers to other reserves			(19,699)		19,699
Transfers from other reserves			38,670		(38,670)
Balance at end of the financial year		1,758,002	533,443	1,199,754	24,805
Proposed 2021/22 Budget					
Balance at beginning of the financial year		1,758,002	533,443	1,199,754	24,805
Surplus for the year		12,538	12,538		
Transfers to other reserves	4.3.1		(53,831)		53,831
Transfers from other reserves	4.3.1		44,899		(44,899)
Balance at end of the financial year	4.3.2	1,770,540	537,049	1,199,754	33,737
2022/23					
Balance at beginning of the financial year		1,770,540	537,049	1,199,754	33,737
Surplus for the year		14,209	14,209		
Transfers to other reserves			(39,308)		39,308
Transfers from other reserves			30,555		(30,555)
Balance at end of the financial year		1,784,749	542,505	1,199,754	42,490
2023/24					
Balance at beginning of the financial year		1,784,749	542,505	1,199,754	42,490
Surplus for the year		13,451	13,451		
Transfers to other reserves			(18,990)		18,990
Transfers from other reserves			18,162		(18,162)
Balance at end of the financial year		1,798,200	555,128	1,199,754	43,318
2024/25					
Balance at beginning of the financial year		1,798,200	555,128	1,199,754	43,318
Surplus for the year		11,209	11,209		
Transfers to other reserves			(18,241)		18,241
Transfers from other reserves			12,687		(12,687)
Balance at end of the financial year		1,809,409	560,783	1,199,754	48,872

Statement of Cash Flows

For the four years ending 30 June 2025

	Notes	Forecast Actual 2020/21 \$'000	Proposed Budget 2021/22 \$'000	Projections		
				2022/23 \$'000	2023/24 \$'000	2024/25 \$'000
		Inflows (Outflows)	Inflows (Outflows)	Inflows (Outflows)	Inflows (Outflows)	Inflows (Outflows)
Cash flows from operating activities						
Receipts:						
Rates and charges		103,225	106,941	110,932	113,623	116,650
Grants - operating		14,658	11,976	11,614	11,281	11,499
Grants - capital		7,120	10,387	6,481	4,333	1,655
Statutory fees and fines		7,110	10,037	10,258	10,444	10,679
User fees and charges		13,220	20,040	20,983	21,581	22,096
Contributions - monetary		5,436	5,111	5,218	5,413	5,433
Interest received		747	562	544	703	895
Rental income		2,335	2,566	2,564	2,614	2,669
Other receipts		1,258	595	602	611	622
Payments:						
Employee costs		(66,769)	(69,912)	(70,206)	(71,418)	(73,541)
Materials and services		(43,734)	(45,819)	(44,880)	(45,171)	(46,381)
Other payments		(14,950)	(14,610)	(14,560)	(14,789)	(15,136)
Net cash provided by operating activities	4.4.1	29,656	37,874	39,550	39,225	37,140
Cash flows from investing activities						
Payments for property, infrastructure, plant and equipment		(62,040)	(58,097)	(48,200)	(35,676)	(26,649)
Payments for leasehold improvements and intangible assets		(1,770)	(5,030)	(2,100)	(1,100)	(1,800)
Proceeds from sale of property, infrastructure, plant and equipment		6,489	38,059	14,546	725	890
Net (purchases)/redemption of financial assets		34,010	(96)	(5,571)	185	(4,724)
Net cash used in investing activities	4.4.2	(23,311)	(25,164)	(41,325)	(35,866)	(32,283)
Cash flows from financing activities						
Proceeds from borrowings		-	-	6,300	-	-
Borrowing costs - interest		(2,339)	(1,905)	(1,670)	(1,609)	(1,529)
Repayment of borrowings		(1,672)	(10,257)	(939)	(1,277)	(1,731)
Interest paid – lease liability		(34)	(24)	(17)	(28)	(23)
Repayment of lease liabilities		(478)	(500)	(507)	(491)	(393)
Net cash used in financing activities	4.4.3	(4,523)	(12,686)	3,167	(3,405)	(3,676)
Net increase/(decrease) in cash & cash equivalents		1,822	24	1,392	(46)	1,181
Cash and cash equivalents at the beginning of the financial year		13,926	15,748	15,772	17,164	17,118
Cash and cash equivalents at the end of the financial year		15,748	15,772	17,164	17,118	18,299

Statement of Capital Works

For the four years ending 30 June 2025

	Notes	Forecast Actual 2020/21 \$'000	Proposed Budget 2021/22 \$'000	Projections		
				2022/23 \$'000	2023/24 \$'000	2024/25 \$'000
Infrastructure						
Roads, street and bridges		8,954	15,227	13,707	8,468	8,629
Drainage		975	1,514	1,040	1,890	965
Parks and gardens		8,268	9,794	4,741	7,145	3,740
Playground		866	630	630	630	630
Total infrastructure		19,063	27,165	20,118	18,133	13,964
Property						
Freehold land		596	-	-	-	-
Freehold buildings		34,553	17,661	17,929	5,041	4,886
Total property		35,149	17,661	17,929	5,041	4,886
Plant and equipment						
Motor vehicles		7,398	5,952	1,249	4,902	4,391
Plant and equipment		1,067	7,034	8,509	7,315	3,023
Furniture and fittings		385	235	235	235	235
Total plant and equipment		8,850	13,221	9,993	12,452	7,649
Other assets						
Art collection		130	50	160	50	150
Total other assets		130	50	160	50	150
Intangible assets						
Software		1,374	5,030	2,100	1,100	1,800
Total intangible assets		1,374	5,030	2,100	1,100	1,800
Total capital works expenditure	5.1	64,566	63,127	50,300	36,776	28,449
Represented by:						
Asset renewal expenditure		42,894	41,894	33,581	26,198	22,096
Asset upgrade expenditure		16,425	11,566	13,535	8,686	3,278
Asset expansion expenditure		2,087	100	310	450	250
Asset new expenditure		3,160	9,567	2,874	1,442	2,825
Total capital works expenditure	5.1	64,566	63,127	50,300	36,776	28,449
Funding sources represented by:						
Government grant		2,586	9,409	5,486	3,318	618
Contribution		9,289	4,311	4,752	3,791	4,135
Council cash		52,691	49,407	33,762	29,667	23,696
Borrowings		-	-	6,300	-	-
Total capital works expenditure	5.1	64,566	63,127	50,300	36,776	28,449

Statement of Human Resources

For the four years ending 30 June 2025

	Forecast Actual (*) 2020/21 \$'000	Proposed Budget 2021/22 \$'000	Projections		
			2022/23 \$'000	2023/24 \$'000	2024/25 \$'000
Staff expenditure					
Employee costs - operating	66,656	70,621	70,763	72,225	74,263
Employee costs - capital	1,649	2,360	1,996	1,818	1,832
Total staff expenditure	68,305	72,981	72,759	74,043	76,095
	EFT	EFT	EFT	EFT	EFT
Staff numbers					
Employees - expensed	678.31	666.23	651.54	646.74	645.74
Employees – capitalised (estimated)	14.65	20.50	17.00	16.00	16.00
Total staff numbers	692.96	686.73	668.54	662.74	661.74

(*) Forecast Actual 2020/2021 equivalent full time (EFT) reflects filled position and forecast to be filled.

A summary of human resources expenditure categorised according to the organisational structure of Council is included below:

	Comprises Permanent				
	Proposed Budget 2021/22 \$'000	Full Time \$'000	Part Time \$'000	Casual \$'000	Temporary \$'000
Department					
Assets & City Services	20,169	19,283	632	4	250
City Development	12,076	8,094	3,637	29	316
Community Programs	24,845	11,555	10,694	1,772	824
Core Corporate	2,202	2,202	-	-	-
Corporate Services	13,689	10,443	1,750	22	1,474
Total staff expenditure	72,981	51,577	16,713	1,827	2,864
Capitalised labour costs	(2,360)				
Total expenditure - operating	70,621				

A summary of the number of equivalent full time (EFT) Council staff in relation to the above expenditure is included below:

	Comprises Permanent				
	Proposed Budget 2021/22	Full Time	Part Time	Casual	Temporary
Department					
Assets & City Services	201.87	193.00	6.33	0.04	2.50
City Development	112.60	75.47	33.91	0.27	2.95
Community Programs	239.15	111.22	102.94	17.06	7.93
Core Corporate	11.00	11.00	-	-	-
Corporate Services	122.11	93.15	15.61	0.20	13.15
Total Staff numbers	686.73	483.84	158.79	17.57	26.53
Capitalised Labour Staff	(20.50)				
Total Staff - operating	666.23				

Summary of Planned Human Resources Expenditure

For the four years ending 30 June 2025

	Proposed Budget 2021/22 \$'000	2022/23 \$'000	2023/24 \$'000	2024/25 \$'000
Assets & City Services				
Permanent – Full time	19,283	19,954	20,487	21,085
Female	1,699	1,740	1,786	1,838
Male	17,584	18,214	18,701	19,247
Permanent – Part time	632	699	718	739
Female	522	586	602	620
Male	110	113	116	119
Total Assets & City Services	19,915	20,653	21,205	21,824
City Development				
Permanent – Full time	8,094	8,290	8,533	8,898
Female	2,986	3,058	3,148	3,240
Male	5,001	5,122	5,272	5,542
Self-described gender	107	110	113	116
Permanent – Part time	3,637	3,725	3,834	3,946
Female	2,441	2,518	2,591	2,667
Male	1,196	1,207	1,243	1,279
Total City Development	11,731	12,015	12,367	12,844
Community Programs				
Permanent – Full time	11,555	11,812	12,126	12,481
Female	9,394	9,709	10,076	10,371
Male	2,161	2,103	2,050	2,110
Permanent – Part time	10,694	10,934	11,225	11,553
Female	9,556	9,772	10,032	10,325
Male	1,073	1,095	1,124	1,157
Self-described gender	65	67	69	71
Total Community Programs	22,249	22,746	23,351	24,034
Core Corporate				
Permanent – Full time	2,202	2,255	2,315	2,383
Female	1,401	1,435	1,473	1,517
Male	801	820	842	866
Total Core Corporate	2,202	2,255	2,315	2,383
Corporate Services				
Permanent – Full time	10,443	10,134	10,370	10,561
Female	6,977	6,472	6,741	6,822
Male	3,466	3,662	3,629	3,739
Permanent – Part time	1,750	2,171	2,222	2,288
Female	1,423	1,833	1,876	1,932
Male	327	338	346	356
Total Corporate Services	12,193	12,305	12,592	12,849
Casuals and temporary	4,691	2,785	2,213	2,161
Total staff expenditure	72,981	72,759	74,043	76,095
Capitalised labour costs	(2,360)	(1,996)	(1,818)	(1,832)
Total expenditure - operating	70,621	70,763	72,225	74,263

Summary of Planned Human Resources Expenditure

For the four years ending 30 June 2025

	Proposed Budget 2021/22 EFT	Projections		
		2022/23 EFT	2023/24 EFT	2024/25 EFT
Assets & City Services				
Permanent – Full time	193.00	195.00	195.00	195.00
Female	17.00	17.00	17.00	17.00
Male	176.00	178.00	178.00	178.00
Permanent – Part time	6.33	6.83	6.83	6.83
Female	5.23	5.73	5.73	5.73
Male	1.10	1.10	1.10	1.10
Total Assets & City Services	199.33	201.83	201.83	201.83
City Development				
Permanent – Full time	75.47	75.47	75.47	76.47
Female	27.84	27.84	27.84	27.84
Male	46.63	46.63	46.63	47.63
Self-described gender	1.00	1.00	1.00	1.00
Permanent – Part time	33.91	33.91	33.91	33.91
Female	22.76	22.92	22.92	22.92
Male	11.15	10.99	10.99	10.99
Total City Development	109.38	109.38	109.38	110.38
Community Programs				
Permanent – Full time	111.22	111.21	111.21	111.21
Female	90.42	91.41	92.41	92.41
Male	20.80	19.80	18.80	18.80
Permanent – Part time	102.94	102.94	102.94	102.94
Female	91.98	92.00	92.00	92.00
Male	10.33	10.31	10.31	10.31
Self-described gender	0.63	0.63	0.63	0.63
Total Community Programs	214.16	214.15	214.15	214.15
Core Corporate				
Permanent – Full time	11.00	11.00	11.00	11.00
Female	7.00	7.00	7.00	7.00
Male	4.00	4.00	4.00	4.00
Total Core Corporate	11.00	11.00	11.00	11.00
Corporate Services				
Permanent – Full time	93.15	87.52	87.52	86.52
Female	62.23	55.89	56.89	55.89
Male	30.92	31.63	30.63	30.63
Permanent – Part time	15.61	18.75	18.75	18.75
Female	12.69	15.83	15.83	15.83
Male	2.92	2.92	2.92	2.92
Total Corporate Services	108.76	106.27	106.27	105.27
Casuals and temporary	44.10	25.91	20.11	19.11
Total Staff numbers	686.73	668.54	662.74	661.74
Capitalised Labour Staff	(20.50)	(17.00)	(16.00)	(16.00)
Total Staff - operating	666.23	651.54	646.74	645.74

4. Notes to the Financial Statements Comparison

This section presents detailed information on material components of the financial statements. Council needs to assess which components are material, considering the dollar amounts and nature of these components.

4.1 Comprehensive Income Statement Comparison

4.1.1 Rates and charges

Rates and charges are required by the Act and the Regulations to be disclosed in Council's annual budget. **The values are subject to further supplementary valuations and stage 4 certification by the Valuer-General and any changes will impact on the property value, number of assessments and rate in the dollar to be levied.**

In developing the Revenue and Rating Plan, rates and charges were identified as an important source of revenue. Planning for future rate increases has therefore been an important component of the Strategic Resource Planning process. The Fair Go Rates System (FGRS) sets out the maximum amount councils may increase rates in a year. For 2021/2022 the FGRS cap has been set at 1.50%. The cap applies to both general rates and municipal charges and is calculated on the basis of council's average rates and charges.

The level of required rates and charges has been considered in this context, with reference to Council's other sources of income and the planned expenditure on services and works to be undertaken for the community.

To achieve these objectives while maintaining service levels and a strong capital expenditure program, the average general rate will increase by 1.50% in line with the rate cap. This will raise general rates for the proposed Budget 2021/2022 to \$107.30 million. The net total rates and charges will decrease from 2020/2021 by 3.61% (refer note 4.1.1(a)) to \$107.27 million which includes special and supplementary rates, interest and revenue in lieu of rates, offset by COVID-19 Hardship rate waiver provision of \$1.50 million.

Ongoing COVID-19 Rate Relief

The COVID-19 pandemic has had a significant impact on ratepayers and businesses within Banyule. Council responded in 2020/2021 by adopting a revised Rating Strategy and a revised Hardship Assistance Policy. An updated Hardship Assistance Policy will be adopted by Council and will include further assistance measures during the 2021/2022 financial year. The estimated cost of these assistance measures is budgeted to be \$1.50 million.

4.1.1(a) The reconciliation of the total rates and charges to the comprehensive income statement is as follows:

	Forecast Actual 2020/21 \$'000	Proposed Budget 2021/22 \$'000	Change \$'000	%
General rates*	104,886	107,302	2,416	2.30
(COVID Hardship rate waiver)	(3,250)	(1,500)	(1,750)	(53.85)
Special rates and charges	633	651	18	2.84
Supplementary rates and rate adjustments	850	500	(360)	(41.86)
Interest on rates and charges	400	310	(90)	(22.75)
Revenue in lieu of rates (Cultural & Recreational)	16	10	(6)	(37.50)
Total rates and charges	103,535	107,273	3,738	3.61

* These items are subject to the rate cap established under the Fair Go Rates System (FGRS).

4.1.1(b) The rate in the dollar to be levied as general rates under Section 158 of the Act for each type or class of land compared with the previous financial year.

Type or class of land	Budget 2020/21 cents/\$CIV	Proposed Budget 2021/22 cents/\$CIV	Change %
General rate for rateable residential properties	0.00211370	0.00206935	(2.10)
General rate for rateable residential vacant properties	0.00317055	0.00310403	(2.10)
General rate for rateable commercial properties	0.00264212	0.00258669	(2.10)
General rate for rateable commercial vacant properties	0.00422739	0.00413871	(2.10)
General rate for rateable industrial properties	0.00264212	0.00258669	(2.10)
General rate for rateable industrial vacant properties	0.00422739	0.00413871	(2.10)

4.1.1(c) The estimated total amount to be raised by general rates in relation to each type or class of land, and the estimated total amount to be raised by general rates, compared with the previous financial year.

Type or class of land	Budget 2020/21 \$'000	Proposed Budget 2021/22 \$'000	Change \$'000	%
Residential Improved	94,682	96,867	2,185	2.31
Residential Vacant	1,036	1,330	294	28.38
Commercial Improved	6,542	6,254	(288)	(4.40)
Commercial Vacant	160	261	101	63.13
Industrial Improved	2,433	2,546	113	4.64
Industrial Vacant	33	44	11	33.33
Total general rate income	104,886	107,302	2,416	2.30

4.1.1(d) The number of assessments in relation to each type or class of land, and the total number of assessments, compared with the previous financial year. The number of assessments listed for the 2021/2022 budget has been forecast as at 30 June 2021

Type or class of land	Budget 2020/21 Number	Proposed Budget 2021/22 Number	Change Number	%
Residential Improved	52,311	52,639	328	0.63
Residential Vacant	272	365	93	34.19
Commercial Improved	2,061	2,080	19	0.92
Commercial Vacant	21	23	2	9.52
Industrial Improved	974	973	(1)	(0.10)
Industrial Vacant	11	11	-	-
Total number of assessments	55,650	56,091	441	0.79

4.1.1(e) The basis of valuation to be used is the Capital Improved Value (CIV).

- 4.1.1(f)** The estimated total value of each type or class of land, and the estimated total value of land, compared with the previous financial year. The values are subject to further supplementary valuations and stage 4 certification by the Valuer-General and any changes will impact on the Value, number of assessments and rate in the dollar to be levied.

Type or class of land	Budget 2020/21	Proposed Budget 2021/22	Change	
	\$'000	\$'000	\$'000	%
Residential Improved	45,077,035	46,810,405	1,733,370	3.85
Residential Vacant	404,185	428,540	24,355	6.03
Commercial Improved	2,470,677	2,417,844	(52,833)	(2.14)
Commercial Vacant	63,006	63,042	36	0.06
Industrial Improved	919,094	984,355	65,261	7.10
Industrial Vacant	9,720	10,470	750	7.72
Total value of land	48,933,997	50,714,656	1,780,659	3.64

- 4.1.1(g)** The municipal charge under Section 159 of the Act is \$Nil per rateable property (2020/21: \$Nil).

- 4.1.1(h)** The estimated total amount to be raised by municipal charges is \$Nil (2020/21: \$Nil).

- 4.1.1(i)** The rate or unit amount to be levied for each type of service rate or charge under Section 162 of the Act is \$Nil per rateable property (2020/2021: \$Nil).

- 4.1.1(j)** The estimated total amount to be raised by each type of service rate or charge is \$Nil (2020/21: \$Nil).

- 4.1.1(k)** The estimated total amount to be raised by all rates and charges is \$107.27 million and was (2020/2021 forecast: \$103.54 million). This includes special rates, Supplementary rates and charges income as well as penalty interest on rates, but partially offset by COVID Hardship waiver.

- 4.1.1(l)** Fair Go Rates System Compliance

Banyule City Council is required to comply with the State Government's Fair Go Rates System (FGRS).

The table below details the budget assumptions consistent with the requirements of the Fair Go Rates System. The number of rateable properties is current at the time of budget preparation and is forecast to change in conjunction with the processing of supplementary valuations, to be in line with the table at 4.1.1(d)

	Budget 2020/21	Proposed Budget 2021/22
	\$	\$
Total Rates	\$102,836,638	\$105,824,487
Number of Rateable Properties	55,650	56,091
Base Average Rate	\$1,847.92	\$1,886.66
Maximum Rate Increase (set by the State Gov't)	2.00%	1.50%
Capped Average Rate	\$1,884.88	\$1,914.96
Maximum General Rates and Municipal Charges Revenue	\$104,893,371	\$107,411,854
Budgeted General Rates and Municipal Charges Revenue	\$104,885,854	\$107,302,350
Budgeted Supplementary Rates	\$500,000	\$500,000
Budgeted Total Rates and Municipal Charges Revenue	\$105,385,854	\$107,802,350

- 4.1.1(m)** Any significant changes that may affect the estimated amounts to be raised by rates and charges

The timing around compulsory acquisitions of rateable land in relation to the construction of North-East Link is uncertain within the Municipality. Rateable lands that are acquired by the state government as a result of the North-East Link initiative are likely to become non-rateable. When this occurs, this will directly impact on Council's actual rate revenue raised. It is not known at this stage if these compulsory acquisitions will have a significant impact on the estimated amounts to be raised by rates and charges.

In addition, the total amount to be raised by rates and charges may be affected by:

- The making of supplementary valuations (2021/2022: estimated \$0.50 million and forecast 2020/2021: \$0.83 million)
- The variation of returned levels of value (e.g. valuation appeals)
- Changes of use of land such that rateable land becomes non-rateable land and vice versa (comment is currently being sought on a discussion paper for the 10 Year Social and Affordable Housing Strategy released by Homes Victoria in February 2021)
- Changes of use of land such that residential land becomes business land and vice versa

4.1.1(n) Differential rates

Council considers that each differential rate will contribute to the equitable and efficient carrying out of Council functions.

The following differential rates are levied:

- Residential Improved
- Commercial / Industrial Improved (set at 1.25 times the residential improved rate)
- Residential Vacant Land (set at 1.5 times the residential improved rate)
- Commercial / Industrial Vacant Land (set at 2 times the residential improved rate)

Residential/Commercial/Industrial Vacant Land

- *Objective:*

To encourage the development of land and to ensure that such rateable land makes an equitable financial contribution to the cost of carrying out the functions of Council, including the:

- 1) Implementation of good governance and sound financial stewardship; and
- 2) Construction, renewal, upgrade, expansion and maintenance of infrastructure assets; and
- 3) Development and provision of health, environmental, conservation, leisure, recreation, youth and family community services; and
- 4) Provision of strategic and economic management, town planning and general support services; and
- 5) Promotion of cultural, heritage and tourism aspects of Council's municipal district

- *Types and Classes*

Any rateable land on which no dwelling is erected.

- *Use and Level of Differential Rate:*

The differential rate will be used to fund some of those items of expenditure and Capital Works described in the Budget adopted by Council.

The level of the differential rate is the level which Council considers is necessary to achieve the objectives specified above.

- *Geographic Location:*

Wherever located within the municipal district.

- *Use of Land:*

Any use permitted under the Banyule Planning Scheme.

- *Planning Scheme Zoning:*

The zoning applicable to each rateable land within this category, as determined by consulting maps referred to in the relevant Banyule Planning Scheme.

Commercial/Industrial Improved Land

- *Objective:*

To ensure that such rateable land makes an equitable financial contribution to the cost of carrying out the functions of Council having regard to the capacity of such land to be used to yield income and the demands such land makes on Council's infrastructure.

Those functions include the:

- 1) Implementation of good governance and sound financial stewardship; and
- 2) Construction, renewal, upgrade, expansion and maintenance of infrastructure assets; and
- 3) Development and provision of health, environmental, conservation, leisure, recreation, youth and family community services; and
- 4) Provision of strategic and economic management, town planning and general support services; and
- 5) Promotion of cultural, heritage and tourism aspects of Council's municipal district

- *Types and Classes:*

Any rateable land which is used, or designed or adapted to be used, primarily for commercial or industrial purposes.

- *Use and Level of Differential Rate:*

The differential rate will be used to fund some of those items of expenditure and Capital Works described in the Budget adopted by Council.

The level of the differential rate is the level which Council considers is necessary to achieve the objectives specified above.

- *Geographic Location:*

Wherever located within the municipal district.

- *Use of Land:*

Any use permitted under the Banyule Planning Scheme.

- *Planning Scheme Zoning:*

The zoning applicable to each rateable land within this category, as determined by consulting maps referred to in the Banyule Planning Scheme.

- *Types of Buildings:*

The types of buildings on the land within a differential rate are all buildings that are now constructed on the land.

Residential Improved Land

- *Objective:*

To ensure that such rateable land makes an equitable financial contribution to the cost of carrying out the functions of Council, having regard to the relative benefits derived from the carrying out of such functions.

Those functions include the:

- 1) Implementation of good governance and sound financial stewardship; and
 - 2) Construction, renewal, upgrade, expansion and maintenance of infrastructure assets; and
 - 3) Development and provision of health, environmental, conservation, leisure, recreation, youth and family community services; and
 - 4) Provision of strategic and economic management, town planning and general support services; and
 - 5) Promotion of cultural, heritage and tourism aspects of Council's municipal district
- *Types and Classes:*

Any rateable land which is not Vacant Land, Commercial / Industrial Vacant Land or Commercial / Industrial Improved Land.

- *Use and Level of Differential Rate:*

The differential rate will be used to fund some of those items of expenditure and Capital Works described in the Budget adopted by Council.

The level of the differential rate is the level which Council considers is necessary to achieve the objectives specified above.

- *Geographic Location:*

Wherever located within the municipal district.

- *Use of Land:*

Any use permitted under the Banyule Planning Scheme.

- *Planning Scheme Zoning:*

The zoning applicable to each rateable land within this category, as determined by consulting maps referred to in the Banyule Planning Scheme.

- *Types of Buildings:*

The types of buildings on the land within a differential rate are all buildings that are now constructed on the land.

Cultural and Recreational Lands

- *Objective:*

To ensure that the promotion of cultural, heritage and recreational activity occurs within Council's municipal district and that this is supported in a way that encourages appropriate activity and development.

Council has considered the service utilised by the lands and the benefit these lands provide to the community by consideration of their cultural or recreational land use, as required under The Act.

- *Types and Classes:*

Under the provisions of the Cultural and Recreational Land Act 1963, the Council levies an amount in lieu of rates payable in respect of recreational lands that have the following characteristics:

Any land which is not Residential Vacant Land, Commercial / Industrial Vacant Land or Commercial / Industrial Improved Land, which is specifically set aside for the use of cultural and recreational pursuits whereby the members do not derive a financial benefit or profit from the activities.

The Act effectively provides for properties used for outdoor activities to be differentially rated unless it involves land that is being leased from a private landowner. The discretion of whether to provide a cultural and recreational lands rate rests with Council

The amount in lieu of rates payable in respect of each rateable land to which the Cultural and Recreations Land rate applies is determined by the following methodology:

$$\text{In Use Value} \times (\text{Residential Improved rate} \times \text{Questionnaire Weighting}) \times 36\% \text{ (Cost of Council Services available to the entity).}$$

In Use Value has been determined as being 70% of the Capital Improved Value.

The Questionnaire weighting determines the level of benefit these lands provide to the community.

Currently Council has five properties that are currently defined as Cultural and Recreational properties in accordance with the Cultural and Recreational Lands Act. They are listed below:

- 1 Vasey Street Ivanhoe
- 54 Cleveland Avenue Lower Plenty
- 8 Main Road Lower Plenty
- 540 The Boulevard Ivanhoe East
- 4 Stradbroke Avenue Heidelberg

4.1.2 Grants

Grants are required by the Act and the regulations to be disclosed in Council's annual budget.

	Forecast Actual 2020/21 \$'000	Proposed Budget 2021/22 \$'000	Change \$'000 %	
Grants received in respect of the following:				
Summary of grants				
Commonwealth funded grants	10,413	8,520	(1,893)	(18.18)
State funded grants	11,365	13,843	2,478	21.80
Total grants received	21,778	22,363	585	2.69
a) Operating grants				
Recurrent - Commonwealth Government				
Child care centres	1,982	1,826	(156)	(7.87)
Home & Community care	4,657	1,801	(2,856)	(61.33)
Immunisation	21	26	5	23.81
Victoria Grants Commission – general purpose	2,725	2,766	41	1.50
Recurrent - State Government				
Child care centres & Pre-school	789	1,047	258	32.70
Home & Community care	1,201	1,097	(104)	(8.66)
Immunisation	98	99	1	1.02
Maternal & Child health	1,353	1,305	(48)	(3.55)
School crossing supervisors	459	472	13	2.83
Youth & Community services	293	308	15	5.12
Others	140	105	(35)	(25.00)
Total recurrent operating grants	13,718	10,852	(2,866)	(20.89)
Non-recurrent - Commonwealth Government				
Community care programs	45	46	1	2.22
Early childhood services	19	26	7	36.84
Non-recurrent - State Government				
Community care programs	49	49	-	-
COVID-19 related grants	571	-	(571)	(100.00)
Employment programs	-	843	843	100.00
Initiative projects	231	160	(71)	(30.74)
Transport Planning	15	-	(15)	(100.00)
Waste management	10	-	(10)	(100.00)
Total non-recurrent operating grants	940	1,124	184	19.57
Total operating grants	14,658	11,976	(2,682)	(18.30)

Operating grants are projected to decrease by \$2.68 million or 18.30% from forecast 2020/2021 to proposed Budget 2021/2022 due to the following factors:

- Home and Community Care grants will reduce by \$2.86 million as Council will cease being a provider of the Commonwealth Home Support Package, the provision of this service will be taken over by another provider.

- An Outdoor Dining and Entertainment grant (\$0.50 million) and other COVID-19 support grants (\$0.07 million) have been received during 2020/2021.
- Council has been successful in applying for a \$0.47 million grant for Working for Victoria and a \$0.37 million grant for the Jobs Victoria Advocate Program in 2021/2022, both to support local jobs.

	Forecast Actual 2020/21 \$'000	Proposed Budget 2021/22 \$'000	Change \$'000	%
b) Capital grants				
Recurrent - Commonwealth Government				
Roads to recovery	-	1,050	1,050	100.00
Victoria Grants Commission – local roads	964	978	14	1.45
Total recurrent capital grants	964	2,028	1,064	110.37
Non-recurrent - Commonwealth Government				
Local Roads and Community Infrastructure	-	2,600	2,600	100
Non-recurrent - State Government				
Buildings	2,574	1,290	(1,284)	(49.88)
Roads & drainage	758	1,572	814	107.39
Parks & gardens	2,786	2,897	111	3.98
Other	38	-	(38)	(100.00)
Total non-recurrent capital grants	6,156	8,359	2,203	35.79
Total capital grants	7,120	10,387	3,267	45.88
Total Grants	21,778	22,363	585	2.69

Capital grants are projected to increase by \$3.27 million or 45.88% from forecast 2020/2021 to proposed budget 2021/2022. Capital Grants are often ad-hoc in nature and fluctuate from year to year depending on the nature of capital projects being undertaken and the funding made available by the State and Federal Governments. Some of the significant movements are:

- Roads to Recovery Grant funding will increase by \$1.05 million from Nil forecast in 2020/2021. Grant funding for 2020/2021 was delayed due to ongoing consultation as part of the Old Eltham Road project.
- Council will receive a \$2.60 million grant as part of the Local Roads and Community Infrastructure Program to help fund its footpath replacement program. This program supports local councils to deliver priority local road and community infrastructure projects with the goal of supporting jobs and the resilience of local economies to help communities bounce back from the COVID-19 pandemic.

4.1.3 Statutory fees and fines

	Forecast Actual 2020/21 \$'000	Proposed Budget 2021/22 \$'000	Change	
			\$'000	%
Building and planning permits and fines	4,070	4,092	22	0.54
Election fines	4	150	146	3,650.00
Food Act and health registrations	(11)	599	610	5,545.45
Local laws infringements and fines	2,991	5,171	2,180	72.89
Road /footpath permit fees and reinstatement	117	145	28	23.93
Other fees and fines	122	138	16	13.11
Total statutory fees and fines	7,293	10,295	3,002	41.16

Increases in statutory fees are made in accordance with legislative requirements.

Council elections were held in October 2020 and associated failure to vote fines are issued by the Victorian Electoral Commission and proceeds of these passed to the council. It is expected the bulk of this fine income will be received during 2021/2022 and then smaller amounts in future years until all follow up activity is complete.

As part of the Economic Support Package for local businesses, Food Act and Public Health & Wellbeing Act registration fees were waived for 2020/2021, these registration fees will resume in 2021/2022.

Local law fines (including parking infringements increase from forecast 2020/2021. The 2020/2021 income was heavily impacted by working from home requirements and a reduction in enforcement patrols during the COVID-19 lockdowns. The budgeted income for the parking management area in 2021/2022 is returning to the 2019/2020 future year budget projections.

4.1.4 User fees and charges

	Forecast Actual 2020/21 \$'000	Proposed Budget 2021/22 \$'000	Change	
			\$'000	%
Aquatic and Leisure Centre fees and charges	2,325	6,677	4,352	187.18
Building and Planning permits and fees	121	110	(11)	(9.09)
Child Day Care charges	875	1,302	427	48.80
Community halls and events	102	236	134	131.37
Delivered meals charges	339	334	(5)	(1.47)
Engineering services' fees	271	272	1	0.37
Functions Centre charges	43	122	79	183.72
Home care charges	330	11	(319)	(96.67)
Immunisation fees	277	51	(226)	(81.59)
Local laws and parking fees	1,576	2,094	518	32.87
Planned Activity Group fees and charges	78	54	(24)	(30.77)
Road/footpath asset protection fees	244	179	(65)	(26.64)
Sports ground rentals income	86	176	90	104.65
Transfer station tipping fees	6,213	7,853	1,640	26.40
Other fees and charges	403	657	254	63.03
Total user fees and Charges	13,283	20,128	6,845	51.53

Aquatic and leisure centres have been closed or heavily restricted for the majority of 2020/2021 due to COVID-19 regulations. It is anticipated that centres will return to normal operating levels in 2021/2022.

Council earns income as a result of the leasing arrangements for the WaterMarc facility which was similarly impacted by the government regulations and under agreement Council's income from this operation was severely impacted.

Child day care centres were only open for care of permitted worker's children and dependants during the Stage 4 COVID-19 restrictions and as a result had significantly impacted incomes in 2020/2021. This was partly offset by additional Government support during the period. In 2021/2022 it is budgeted that usage levels will return to pre-covid levels.

Home care and planned activity group income is budgeted to decrease as Council is ceasing to be a Commonwealth Home Support Programme (CHSP) provider in 2021/2022. Clients will be transitioned to other CHSP service providers.

Local laws and parking fees are expected to increase by \$0.52 million above the 2020/2021 forecast, this is primarily related to paid parking income. Paid parking has had less utilisation in 2020/2021 due to working from home during COVID-19 restrictions and less usage of public transport, paid parking locations are correlated with public transport and shopping areas.

Transfer station tipping fees from public tipping and debtor customers will see a significant increase in income directly related to the cost recovery of the Environment Protection Authority (EPA) increases in the municipal waste landfill levy from \$65.90 to \$105.90 per tonne in 2021/2022. The increased income is offset by increased expenditure in materials and services.

4.1.5 Contributions income

	Forecast Actual 2020/21 \$'000	Proposed Budget 2021/22 \$'000	Change	
			\$'000	%
Development Contribution Plan contributions	190	356	166	87.37
Public Open Space contributions	4,500	4,500	-	-
Contributions for capital works projects	506	50	(456)	(90.12)
Contributions for initiative projects	27	-	(27)	(100.00)
Other contributions	213	205	(8)	(3.76)
Total contributions income	5,436	5,111	(325)	(5.98)

Contributions relate to 1) monies paid by property developers towards public open space and developer contribution plans 2) monies paid by local sporting clubs/organisations to contribute towards capital works projects and 3) contributions to other operational programs. In October 2019 Banyule commenced its Developer Contribution Plan.

Contributions are projected to decrease by \$0.33 million or 5.98% compared to the 2020/2021 forecast which is primarily due to a budgeted \$0.46 million reduction in contributions towards capital works projects. Contribution towards Capital Projects are ad-hoc in nature and fluctuate from one year to the next. Contributions forecast in 2020/2021 include for funding of pavilion works, cricket pitch replacement and fire suppression at the Material Recovery Facility, for which no corresponding contributions are budgeted in 2021/2022.

4.1.6 Interest income

	Forecast Actual 2020/21 \$'000	Proposed Budget 2021/22 \$'000	Change \$'000 %	
Interest from sporting clubs	2	2	-	-
Interest on investments	775	469	(306)	(39.48)
Total interest income	777	471	(306)	(39.38)

Interest income is predominantly made up of the interest received on Council's cash holdings in bank accounts and term deposits. Interest income is projected to decrease by \$0.31 million due to the decrease in term deposit interest rates as well as Council's expenditure of some cash reserves as part of the economic support package and maintaining the spend on the capital works program in 2020/2021.

4.1.7 Rental income

	Forecast Actual 2020/21 \$'000	Proposed Budget 2021/22 \$'000	Change \$'000 %	
Recycling centre rental	770	782	12	1.56
Residential/commercial rental	1,557	1,784	227	14.58
Total rental income	2,327	2,566	239	10.27

Rental income for all residential and commercial properties is expected to increase at contracted rates or CPI in 2021/2022. Rent increases for residential properties undertaken during 2020/2021 due to COVID-19 regulations.

As part of the Economic Support Package, tenants were able to apply for full or partial waivers of rent to the end of December 2020.

4.1.8 Net gain on disposal of property, infrastructure, plant and equipment

	Forecast Actual 2020/21 \$'000	Proposed Budget 2021/22 \$'000	Change \$'000 %	
Property, infrastructure, plant and equipment				
Proceeds from sale of assets	6,489	38,059	31,570	486.52
Less: Written down value of assets disposed	(6,211)	(37,793)	(31,582)	508.48
Total net gain on disposal of property, infrastructure, plant and equipment	278	266	(12)	(4.32)

Proceeds from the sale of Council's assets (individual property sales) are often ad-hoc in nature and fluctuate from year to year. In 2021/2022 Council has budgeted \$38.06 million to reflect the proceeds expected from strategic land sales in the city and proceeds from the planned cyclical replacement of Council's heavy plant & vehicle fleet. The written down value of assets sold is estimated to be \$37.79 million, which relates to both land and heavy plant & vehicle fleet.

4.1.9 Other income

	Forecast Actual 2020/21 \$'000	Proposed Budget 2021/22 \$'000	Change	
			\$'000	%
Insurance claims	351	-	(351)	(100.00)
Sale of rights-of-way	33	50	17	51.52
Sale of surplus parcels of land	134	50	(84)	(62.69)
Sponsorship	-	24	24	100.00
Vehicle contributions	345	350	5	1.45
Workcover reimbursements	279	-	(279)	(100.00)
Other revenue	116	121	5	4.31
Total other income	1,258	595	(663)	(52.70)

An insurance claim of \$0.35 million was received during 2020/2021 for equipment damage at WaterMarc, insurance claims are one-off in nature and not budgeted for.

Right of ways and small surplus parcels of land (includes drainage reserves and council reserves) are sold as opportunities present with adjoining property owners, and these vary from year to year.

Workcover reimbursements and the corresponding expenditure are not budgeted for, as these items are unforeseeable.

4.1.10 Employee costs

	Forecast Actual 2020/21 \$'000	Proposed Budget 2021/22 \$'000	Change	
			\$'000	%
Wages and salaries	54,007	58,001	3,994	7.40
Annual leave and loading	5,217	5,292	75	1.44
Long service leave	1,947	2,034	87	4.47
Superannuation	5,534	6,174	640	11.56
WorkCover	1,031	1,043	12	1.16
Other on costs	569	437	(132)	(23.20)
Less: Capitalised labour (on costs included)	(1,649)	(2,360)	(711)	43.12
Total employee costs	66,656	70,621	3,965	5.95

To appropriately respond to the COVID-19 crisis, Banyule's community services such as customer service centres, libraries, leisure centres, sporting club facilities, playgrounds and other community facilities, have been significantly disrupted resulting in reductions in employee costs within the forecast. This labour budget assumes that Council services will not be disrupted during the 2021/2022 financial year.

The super guarantee rate will remain at 9.50% until 30 June 2021 and is expected to increase to 10.00% from 1 July 2021. Lower estimated Fringe Benefit Tax and travel allowance are the main contributors to the \$0.132m of reduction of Other on costs.

In 2021/2022, more staff will contribute to delivering IT Digital Transformation and major Capital Works projects.

A net decrease of 4.71 equivalent full-time (EFT) positions have been allocated to meet services and initiatives across Banyule's operations as outlined below:

Services & Initiatives	EFT Growth	Proposed Budget Impact \$'000
Job Creation Opportunities	10.35	-
Major Initiatives and Capital Works Programs	9.13	-
Safety Risk and Learning	5.66	120
CHSP divestment (direct services)	(31.79)	-
Business operational requirements	1.94	120
Total EFT growth / (Reduction)	(4.71)	240

4.1.11 Materials and services

	Forecast Actual 2020/21 \$'000	Proposed Budget 2021/22 \$'000	Change \$'000	%
Advertising	183	199	16	8.74
Auditing services	158	174	16	10.13
Bank and payment collection services	388	429	41	10.57
Building and planning charges and government fees	104	78	(26)	(25.00)
Child care expenses	102	111	9	8.82
Contractor costs				
- Agency staffing	2,234	1,209	(1,025)	(45.88)
- Aquatic and leisure costs	1,127	792	(335)	(29.72)
- Cleaning services -	622	830	208	33.44
- Consultants costs	2,481	1,479	(1,002)	(40.39)
- Information Technology services and licenses	2,033	2,591	558	27.45
- Legal expenses	626	341	(285)	(45.53)
- Parking and traffic enforcement	1,306	1,600	294	22.51
- Parks maintenance	2,148	2,268	120	5.59
- Waste collection costs	911	921	10	1.10
- Other contractor costs	9,121	10,037	916	10.04
General materials and supplies	4,201	3,431	(770)	(18.33)
Infringement collection lodgement fees	210	194	(16)	(7.62)
Insurances	1,122	1,594	472	42.07
Plant and motor vehicle operating	2,073	2,431	358	17.27
Postage costs	300	324	24	8.00
Printing, stationary and external communications	795	890	95	11.95
Program costs	1,596	1,567	(29)	(1.82)
Staff training and equipment	1,032	1,342	310	30.04
Sundry expenses	281	301	20	7.12
Waste disposal general	8,148	9,769	1,621	19.89
Other	1,011	1,156	145	14.34
Total materials and services	44,313	46,058	1,745	3.94

Total materials and services have increased by \$1.75 million (3.94%). A number of projects, administration and discretionary costs were avoided or deferred during 2021/2022 and reflect a decrease in expenditure compared to originally planned budgets. These savings were redirected to partially support the funding impact from COVID-19 on general operations.

Key movements within materials and services are:

- Contractor costs in total have reduced by 2.31% from forecast to budget. This includes Agency staffing which is budgeted to decrease \$1.03 million, agency has been used to temporarily fill positions that have become vacant during the year (the higher forecast is offset by the forecast reduction in employee costs in 4.1.10).
- Aquatic and leisure costs are decreasing by \$0.34 million, during the COVID-19 lockdowns at the start of 2020/2021 Council was required to compensate the operators of WaterMarc for the operating costs of the facility in addition to the loss of incomes for operating the facility.
- Consultants costs are decreasing by \$1.00 million however this is offset by an increase of \$0.92 million in other contractor costs. This is due to the initiatives program for 2021/2022 being predominantly contractor based rather than consultants.
- An increase of \$0.47 million is expected in Insurance. This is predominantly due to increases in building and public liability insurances, which is a result of rising premium costs in the industry rather than any significant change in cover.
- Plant and motor vehicle operating costs are rising due to expectations of the future oil price and exchange rates, resulting in increasing fuel costs. Additionally, some of the fleet vehicles experienced less usage during 2020/2021 as a result of COVID-19 lockdowns and working from home requirements and are expected to return to normal usage in 2021/22.
- Training is proposed to increase by 30.04%, this is due to non-essential training opportunities being deferred during 2020/2021 and the return to face-to-face learning occurring in 2021/2022.
- Waste disposal costs are significantly increasing due to the Environment Protection Authority (EPA) Landfill Levy increasing from \$65.90 to \$105.90 per tonne on 1 July 2021. The Victorian Government had proposed to increase the charge to \$85.90 per tonne on 1 July 2020 however this was deferred as part of their Business Resilience Package.

4.1.12 Utility charges

	Forecast Actual 2020/21 \$'000	Proposed Budget 2021/22 \$'000	Change	
			\$'000	%
Gas and electricity	2,157	2,546	389	18.03
Public street lighting	750	737	(13)	(1.73)
Telecommunications	241	293	52	21.58
Water	809	913	104	12.86
Total utility charges	3,957	4,489	532	13.44

Gas and electricity for large Council facilities and public lighting are budgeted to be maintained at contracted price increases into 2021/2022. Council will continue to investigate and implement more renewable energies as part of its climate change priorities to reduce associated expenditure over time.

Gas, electricity and water charges were significantly decreased in 2020/2021 with the closure of leisure and aquatic facilities occurring in-line with government regulations.

4.1.13 Depreciation

	Forecast Actual 2020/21 \$'000	Proposed Budget 2021/22 \$'000	Change \$'000 %	
Infrastructure	12,561	12,718	157	1.25
Property	4,258	4,311	53	1.24
Plant & equipment	5,382	5,450	68	1.26
Total depreciation	22,201	22,479	278	1.25

Depreciation is an accounting measure which attempts to allocate the value of an asset over its useful life. This includes Council's property, plant and equipment and infrastructure assets such as roads and drains. The increase of \$0.278 million for the proposed budget 2021/2022 financial year is due mainly to the completion of the proposed budget 2021/2022 capital works program and the full year effect of depreciation on the 2020/2021 capital works programs.

4.1.14 (a) Amortisation – Intangible assets

	Forecast Actual 2020/21 \$'000	Proposed Budget 2021/22 \$'000	Change \$'000 %	
Intangible assets	288	292	4	1.39
Total amortisation – intangible assets	288	292	4	1.39

Intangible assets relating to Council's Electronic Document and Records Management System (EDRMS) software purchase and in-house development costs are amortised over the estimated life of the software.

4.1.14 (b) Amortisation – Right of use assets

	Forecast Actual 2020/21 \$'000	Proposed Budget 2021/22 \$'000	Change \$'000 %	
Right of use assets	489	486	(3)	(0.61)
Right of use assets – leasehold improvements	54	55	1	1.85
Total amortisation – right of use assets	543	541	(2)	(0.37)

Right of use assets relating to leased infrastructure, property, plant and equipment are amortised over the life of the leases.

4.1.15 Borrowing costs

	Forecast Actual 2020/21 \$'000	Proposed Budget 2021/22 \$'000	Change \$'000 %	
Interest on borrowings	2,339	1,905	(434)	(18.55)
Total borrowing costs	2,339	1,905	(434)	(18.55)

Borrowing costs relate to interest charged by financial institutions on borrowed funds. The planned reduction in borrowing costs relates to the repayment of principal balance on our existing loans.

4.1.16 Finance costs - leases

	Forecast Actual 2020/21 \$'000	Proposed Budget 2021/22 \$'000	Change \$'000 %	
Finance cost - leases	34	24	(10)	(29.41)
Total finance costs – leases	34	24	(10)	(29.41)

Finance costs relate to the interest charged by lessors on leased infrastructure property, plant and equipment.

4.1.17 Donation expenditure

	Forecast Actual 2020/21 \$'000	Proposed Budget 2021/22 \$'000	Change \$'000 %	
Banyule Support & Information	72	72	-	-
Community Services grants	152	210	58	38.16
COVID-19 support	520	250	(270)	(51.92)
Diamond Valley Community Support	91	91	-	-
Environmental sustainability	252	125	(127)	(50.40)
Merri Outreach Support Services	120	120	-	-
Scouts grant program	-	100	100	100.00
Other donations	259	207	(52)	(20.08)
Total donation expenditure	1,466	1,175	(291)	(19.85)

Donation expenditure is projected to decrease by \$0.29 million which is due a reduction in COVID-19 business support grants funded as part of Council's COVID-19 Economic Support Package and a reduction in environmental sustainability grants. This is offset by the introduction of the Scouts grant program in 2021/2022.

4.1.18 Contribution expense

	Forecast Actual 2020/21 \$'000	Proposed Budget 2021/22 \$'000	Change \$'000 %	
Shopping Centres	1,167	1,166	(1)	(0.09)
YMCA	100	100	-	-
Yarra Plenty Regional Library	4,986	5,377	391	7.84
Other	796	539	(257)	(32.29)
Total contribution expense	7,049	7,182	133	1.89

Contribution expense is projected to increase by \$0.133 million compared to forecast 2020/2021. This is due to contribution increase towards the Yarra Plenty Regional Library.

4.1.19 Other expenses

	Forecast Actual 2020/21 \$'000	Proposed Budget 2021/22 \$'000	Change	
			\$'000	%
Bad and doubtful debts	623	615	(8)	(1.28)
Councillor allowances	388	400	12	3.09
Economic support package - business	832	-	(832)	(100.00)
Fire services property levy on Council properties	160	150	(10)	(6.25)
Rental expenses	93	147	54	58.06
Other	382	452	70	18.32
Total other expenses	2,478	1,764	(714)	(28.81)

The COVID-19 Economic Support Package included \$0.83 million for the support of local businesses. This included funding the business contribution for the 2020/2021 special rates and charges scheme and the creation of a Business Investment Fund. The Fund allowed Council to financially assist individual enterprises through the application process, such as 50% contribution to planning fees for not-for-profits wishing to redevelop or relocate to Banyule.

4.2 Balance Sheet comparison

For the two years ending 30 June 2022

	Notes	Forecast Actual 2020/21 \$'000	Proposed Budget 2021/22 \$'000	Change \$'000	%
Assets					
Current assets					
Cash and cash equivalents		15,748	15,772	24	0.15
Trade and other receivables		12,983	13,569	586	4.51
Other financial assets		62,990	63,086	96	0.15
Inventories		37	37	-	-
Other assets		1,633	1,633	-	-
Total current assets	4.2.1	93,391	94,097	706	0.76
Non-current assets					
Trade and other receivables		215	215	-	-
Investments		3,187	3,187	-	-
Property, infrastructure, plant & equipment		1,696,444	1,694,270	(2,174)	(0.13)
Leasehold improvements		233	178	(55)	(23.61)
Right-of-use assets	4.2.6	1,166	679	(487)	(41.77)
Investment property		33,034	33,034	-	-
Intangible assets	4.2.6	2,411	7,149	4,738	196.52
Total non-current assets	4.2.2	1,736,690	1,738,712	2,022	0.12
Total assets		1,830,081	1,832,809	2,728	0.15
Liabilities					
Current liabilities					
Trade and other payables		15,268	15,708	440	2.88
Trust funds and deposits		3,510	3,510	-	-
Provisions		16,056	16,563	507	3.16
Interest bearing loans and borrowings	4.2.5	10,257	939	(9,318)	(90.85)
Lease liabilities	4.2.6	500	507	7	1.40
Unearned Income		2,573	2,573	-	-
Total current liabilities	4.2.3	48,164	39,800	(8,364)	(17.37)
Non-current liabilities					
Provisions		1,379	1,379	-	-
Trust funds and deposits		1,007	1,007	-	-
Interest bearing loans and borrowings	4.2.5	20,810	19,871	(939)	(4.51)
Lease liabilities	4.2.6	719	212	(507)	(70.51)
Total non-current liabilities	4.2.4	23,915	22,469	(1,446)	(6.05)
Total liabilities		72,079	62,269	(9,810)	(13.61)
Net assets		1,758,002	1,770,540	12,538	0.71
Equity					
Accumulated surplus		533,443	537,049	3,606	0.68
Reserves	4.3.1	1,224,559	1,233,491	8,932	0.73
Total equity	4.3.2	1,758,002	1,770,540	12,538	0.71

4.2.1 Total current assets

Current assets include all assets that can reasonably expect to be converted into cash within one year, including cash and cash equivalents, trade receivables, investments, and other assets. Total cash and other financial assets (investment longer than three months) is forecast to increase \$0.12 million to \$78.86 million as a result of the following movements: a budgeted surplus of \$12.54 million, plus the non-cash expense of depreciation & amortisation of \$23.31 million and proceeds from sale of Property, plant and equipment of \$38.06 million. These are offset by the loan repayments of \$10.26 million and the investment of \$63.13 million in capital works projects. The significant projects being funded from cash reserves are the major facility development of Bellfield Community Centre, purchase of Strategic Property and the Information Technology Digital Transformation project.

4.2.2 Total non-current assets

Non-current assets include trade and other receivables, investment in associates and joint ventures, property, infrastructure, plant and equipment, and intangible assets. The \$2.02 million increase in this balance is mainly attributable to the net result of the capital works programs (\$63.13 million of total capital works less the depreciation and amortisation of assets \$23.31 million, as well as a \$37.79 million written down value of motor vehicles and properties sold that were held as a non-current asset).

4.2.3 Total current liabilities

Council plans to repay \$10.26 million of interest-bearing loans and borrowings in 2021/2022 as per its debt management plan. Of this, \$9.09 million is a lump sum payment in settlement of an existing loan.

Provisions include accrued long service leave, annual leave and annual leave loading owed to employees. These employee entitlements are expected to increase by \$0.51 million due to a combination of increased pay rates and an expected increase in leave entitlements.

4.2.4 Total non-current liabilities

Non-current provisions and trust funds and deposits are not expected to vary during the year. Lease Liabilities relate to the lease of infrastructure property, plant and equipment. The reduction of non-current liabilities represents the repayment of leases for the year in according to lease agreements and adjusted by the new liabilities generated from renewing leases.

4.2.5 Borrowings

The table below shows information on borrowings specifically required by the Regulations.

	Forecast Actual 2020/21 \$000	Proposed Budget 2021/22 \$000	Strategic Resource Plan Projections		
			2022/23 \$000	2023/24 \$000	2024/25 \$000
Amount borrowed as at 30 June of the prior year	32,739	31,067	20,810	26,171	24,894
Amount projected to be borrowed	-	-	6,300	-	-
Amount projected to be redeemed	(1,672)	(10,257)	(939)	(1,277)	(1,731)
Amount of borrowings as at 30 June	31,067	20,810	26,171	24,894	23,163

It is projected that \$10.26 million will be redeemed during 2021/2022 as per repayment schedules, this includes the completion of one loan.

In 2022/2023 Council intends to apply for a loan as part of the Community Infrastructure Loan Scheme run by the Victorian Government. This scheme allows local governments to access low-interest subsidised loans to support the funding of community infrastructure.

4.2.6 Lease by category

As a result of the introduction of AASB 16 Leases, right-of-use assets and lease liabilities have been recognised as outlined in the table below.

	Forecast Actual 2020/21 \$000	Proposed Budget 2021/22 \$000
Right-of-use assets		
Plant and equipment	822	419
Property and infrastructure	344	260
Total right-of-use assets	1,166	679
Lease liabilities		
Current lease Liabilities		
Plant and equipment	395	398
Property and infrastructure	105	109
Total current lease liabilities	500	507
Non-current lease Liabilities		
Plant and equipment	465	76
Property and infrastructure	254	136
Total non-current lease liabilities	719	212
Total lease liabilities	1,219	719

Where the interest rate applicable to a lease is not expressed in the lease agreement, Council applies the average incremental borrowing rate in the calculation of lease liabilities. The current incremental borrowing rate is 2.05% (quoted by CBA).

4.3 Statement of changes in Equity

4.3.1 Reserves

Council maintains reserves of separately identified funds to meet specific purposes in the future and for which there is no existing liability. These amounts are transferred to and from the accumulated surplus. Two of these reserves are statutory reserves, meaning that the funds must remain available for a specific purpose (public open space and Off-Street car parking). The remaining reserves are discretionary and while not restricted, Council has made decisions regarding the future use of these funds and unless there is a Council resolution, these funds should be used for those earmarked purposes

During 2021/2022 \$53.83 million is budgeted to be transferred to reserve for future purposes including expenditure on plant and equipment, public open space and asset renewal reserves.

It is also anticipated to transfer \$44.90 million from the reserves to fund parts of the capital works program and financing activities.

4.3.2 Equity

Total equity always equals net assets and is made up of the following components:

- Accumulated surplus which is the value of all net assets less reserves that have accumulated over time.
- Asset revaluation reserves which represents the difference between the previously recorded value of the assets and their current valuations.
- Other reserves are funds that Council wishes to separately identify as being set aside to meet a specific purpose in the future. These reserves are transferred to and from the accumulated surplus.

Total equity is projected to increase by \$12.54 million as a result of Council's total comprehensive result.

4.4 Statement of Cash Flows comparison

For the two years ending 30 June 2022

		Forecast Actual 2020/21 \$'000	Proposed Budget 2021/22 \$'000	Change \$'000	%
	Notes	Inflows (Outflows)	Inflows (Outflows)		
Cash flows from operating activities					
Receipts:					
Rates and charges		103,225	106,941	3,716	3.60
Grants - operating		14,658	11,976	(2,682)	(18.30)
Grants - capital		7,120	10,387	3,267	45.88
Statutory fees and fines		7,110	10,037	2,927	41.17
User fees and charges		13,220	20,040	6,820	51.59
Contributions - monetary		5,436	5,111	(325)	(5.98)
Interest received		1,047	562	(485)	(46.32)
Rental income		2,335	2,566	231	9.89
Other receipts		1,258	595	(663)	(52.70)
Payments:					
Employee costs		(66,769)	(69,912)	(3,143)	4.71
Materials and services		(43,734)	(45,819)	(2,085)	4.77
Other payments		(14,950)	(14,610)	340	(2.27)
Net cash provided by operating activities	4.4.1	29,656	37,874	8,218	27.71
Cash flows from investing activities					
Payments for property, infrastructure, plant and equipment		(62,040)	(62,040)	(58,097)	3,943
Payments for intangible assets		(1,770)	(1,770)	(5,030)	(3,260)
Proceeds from sale of property, infrastructure, plant and equipment		6,489	38,059	31,570	486.52
Net redemption of financial assets		34,010	34,010	(96)	(34,106)
Net cash (used in) investing activities	4.4.2	(23,311)	(25,164)	(1,853)	7.95
Cash flows from financing activities					
Borrowing costs - interest		(2,339)	(1,905)	434	(18.55)
Repayment of borrowings		(1,672)	(10,257)	(8,585)	513.46
Interest paid – lease liability		(34)	(24)	10	(29.41)
Repayment of lease liabilities		(478)	(500)	(22)	4.60
Net cash (used in) financing activities	4.4.3	(4,523)	(12,686)	(8,163)	180.48
Net increase/(decrease) in cash & cash equivalents		1,822	24	(1,798)	(98.68)
Cash and cash equivalents at the beginning of the financial year		13,926	15,748	1,822	13.08
Cash and cash equivalents at the end of the financial year		15,748	15,772	24	0.15

4. Notes to the financial statements

4.4.1 Net cash flows provided by operating activities

The net cash flow provided by operating activities has increased by \$8.22 million when compared to 2020/2021 forecast. This variation is mainly explained by Council's COVID-19 Economic Support Package in 2020/21 including rate waivers for hardship applications and fee & charge subsidisation to support local businesses. Different facets of the support package are budgeted to taper off and/or cease during 2021/2022.

4.4.2 Net cash flows used in investing activities

The net cash flow used in investing activities is representative of the net funding requirement from Council to support the long-term investment in property, infrastructure, plant and equipment. In 2020/2021 Council relied on its existing cash reserves to help fund operations (incl. the economic support package) and the capital works program. This necessitated the redemption of a portion of Council's financial assets (term deposits). In 2021/2022, Council's capital works program is going to be supported by a number of strategic property sales planned to occur during the year, including subsequent staged settlements related to the sale of the Banksia College site.

4.4.3 Net cash flows used in financing activities

In accordance with Council's debt management plan, Council continue to review opportunities for debt redemption whilst ensuring appropriate levels of liquidity. For 2021/2022, loan principal repayments total \$10.26 million which includes a lump sum payment of \$9.09 million in settlement of one of Council's existing loans.

5. Capital works program and initiatives program

5.1 Capital works program

This section presents a listing of the capital works projects that will be undertaken for the proposed budget 2021/2022 year, classified by expenditure type and funding source. Works are also disclosed as current budget or carried forward from prior year.

5.1.1 Capital works program comparison

	Forecast Actual 2020/21 \$'000	Proposed Budget 2021/22 \$'000	Change \$'000	%
Infrastructure	19,063	27,165	8,102	42.50
Property	35,149	17,661	(17,488)	(49.75)
Plant and equipment	8,850	13,221	4,371	49.39
Other assets	130	50	(80)	(61.54)
Intangible assets	1,374	5,030	3,656	266.08
Total	64,566	63,127	(1,439)	(2.23)

In the 2021/2022 financial year, Council plans to invest \$63.13 million to capital works projects which include \$56.10 million of new capital projects and \$7.02 million of projects carried forward from the forecast 2020/2021 financial year. The funding is decreased by 2.23% from the 2020/2021's forecast to deliver capital projects to take shape across the City.

Infrastructure assets (\$27.16 million)

Infrastructure includes road, bridges, footpaths, kerb and channel, drainage, parks and gardens, open space and streetscapes, off street car parks and other structures. Council will manage \$25.95 million to renew and upgrade the infrastructure assets across the City, and \$1.21 million on new and expansion infrastructure projects.

For the 2021/2022 year, \$15.23 million will be expended on road projects. The more significant projects include footpath reactive and new program \$4.23 million, roads and other rehabilitation works \$1.80 million, roads to recovery – Old Eltham Road Stage 3 \$0.80 million, streetscape renewal projects \$4.83 million (including \$3.20 million for Montmorency Village precinct streetscape and pocket park development) and \$1.77 million on carried forwards from 2020/2021 for footpath replacement program, road resurfacing and Watsonia Village town square development. \$1.51 million will be expended on drainage projects.

\$9.79 million will be expended on parks and gardens. \$3.12 million is planned to be invested on park pathways, retaining wall and pedestrian bridges including \$0.30 million to renew and upgrade Yallambie Road north and south bridge deck and \$2.60 million for shared path program – Darebin Creek Trail. Waterdale Road pocket parks and shared zone development has been carried forward from 2020/2021 planning to spend a total of \$1.15 million. Council planned to invest \$2.85 million on irrigation and drainage system in parks including the \$1.35 million of full renovation for Beverly Road Oval surface and \$1.30 for the reconstruction and creation of new parkland stage I at Redmond Court Wetland. \$0.67 million is invested on park lighting mainly at James Street Reserve and Chelsworth Park. In addition, Council will also spend \$0.63 million on the renewal of seven playgrounds.

Property (\$17.66 million)

The property class comprises land, buildings and building improvements including community facilities, municipal offices, sports facilities and pavilions. In the 2021/2022, Council will invest \$9.51 million to renew and upgrade the properties across the City, \$8.15 million on new and expansion property projects.

The most significant projects include \$7.50 million for the development of Bellfield Community Hub and \$2.81 for fit outs and refurbishment, including the Operations Centre amenity block refurbishment, Bundoora Community Hall Stage 2 and \$0.79 million carried forward from 2020/2021 for Greensborough Pre-School expansion and improvements. Council's major pavilion redevelopment, \$1.75 million, including change rooms at Macleod Park and Partington Flat. Additional \$1.04 million has been carried forward from 2020/2021 for Ivanhoe Aquatic & Leisure Centre – Stage 2 and Macleod Health and Fitness Centre. Climate action program investment is \$1.33 million, including solar panels and energy efficiency enhancements. The associated in-house labour cost on property section is estimated to be \$1.16 million.

Plant and equipment (\$13.22 million)

Plant and equipment include plant, machinery and equipment, motor vehicles, computers and telecommunications. The \$5.95 million funding is allocated to purchasing motor vehicles and heavy plant to reflect the ongoing cyclical replacement of light and heavy vehicle fleet, \$3.83 million to the FOGO program and \$1.96 million for the renewal and upgrade of Information technology Infrastructure. The renewal and upgrade Council's plant & equipment and furniture & fitting are \$12.97 million and \$0.25 million respectively.

Intangible assets (\$5.03 million)

In 2021/2022, Council will continuously roll out the digital transformation project, and invest \$5.03 million in IT improvements, including \$1.4 million carried forward from 2020/2021.

5.1.2 Summary of capital works program

	Proposed Budget 2021/22 \$'000	Asset expenditure types				Summary of Funding Sources		
		Renewal \$'000	Upgrade \$'000	Expansion \$'000	New \$'000	Council cash \$'000	Government grant \$'000	Contribution \$'000
Infrastructure	27,165	19,699	6,253	-	1,213	14,835	8,119	4,211
Property	17,661	5,343	4,168	50	8,100	16,271	1,290	100
Plant and equipment	13,221	11,822	1,145	-	254	13,221	-	-
Other assets	50	-	-	50	-	50	-	-
Intangible assets	5,030	5,030	-	-	-	5,030	-	-
Total	63,127	41,894	11,566	100	9,567	49,407	9,409	4,311

Asset renewal (\$41.89 million), upgrade (\$11.56 million), expansion (\$0.10 million), and new assets (\$9.56 million)

A distinction is made between expenditure on new assets, asset renewal, upgrade and expansion. Expenditure on asset renewal is expenditure on an existing asset, or on replacing an existing asset that returns the service of the asset to its original capability. Expenditure on new assets does not have any element of expansion or upgrade of existing assets but will result in an additional burden for future operation, maintenance and capital renewal.

Council cash (\$49.41 million)

Council cash includes the funds generated from its operating activities (revenue), proceeds from sale of assets, and cash reserves, which is used as the major funding source for the capital works program (\$49.41 million in 2021/2022). The significant projects funded by Council cash include:

- Bellfield Community Centre development \$7.5 million
- Various building projects including \$1.05 million for Macleod Park and \$0.65 million for Partington Flat change rooms, \$1.33 million for Climate Action Program, \$1.92 million for Fit out and refurbishments mainly at the Operations Centre Amenity Block and Bundoora Community Hall, \$1.39 million carried forward from 2020/2021 for Ivanhoe Aquatic & Leisure Centre Stage 2 design and Macleod Health and Fitness Centre redevelopment design.
- Most roads projects including local roads resurfacing, footpath replacement and streetscape renewal projects (a total of \$9.44 million)
- Drainage and Parks improvement projects \$5.39 million

- Council plant and equipment including fleet replacement program and FOGO, \$13.22 million in total; and
- IT Digital Transformation \$5.03 million

Government Grants - Capital (\$9.41 million)

Capital grants include all monies received from State and Commonwealth sources for the purposes of funding the capital works program. Significant grants and contributions are budgeted to be received for roads to recovery projects (\$1.05 million), Local Roads and Community Infrastructure Program (\$3.87 million), \$0.79 million to assist Council's expansion of Greensborough Preschool, \$0.50 million to support Council's pavilion upgrades, and \$1.15 million development of pocket park and share pedestrian/vehicle zone along Waterdale Road.

Under the Local Roads and Community Infrastructure Program (which is a new federal Government Program) the following projects will be delivered:

- Footpath Replacement Program (\$2.60 million)
- Shared Path Program – Darebin Creek Trail (\$1.27 million)

In addition, Council has secured various Government grants to support the following projects:

- Montmorency Village pocket park development
- Watsonia Village Town Square Development (NELP)
- Bicycle Path - The Boulevard - Banksia St to Burke Rd - Design

Due to the recent finalisation of the Government grants, the cost of Bellfield Community Hub will be refined in the Budget Submission process.

Contribution (\$4.31 million)

The contributions from community is expected to be \$4.31 million in the 2021/2022 financial year. Council has cash set aside from prior years' capital contribution for the purpose of improving public open space. In 2021/2022, \$4.076 million will be invested in Council's parks and gardens, playground, and building projects. The significant projects are Beverly Road oval surface renovation \$1.10 million and \$0.72 million to renew and upgrade Darebin creek trail.

5.1.3 Capital works program proposed budget 2021/2022 detail categories with funding source

Project Description	Proposed Budget 2021/22 \$'000	Renewal \$'000	Upgrade \$'000	Expansion \$'000	New \$'000	Council Cash \$'000	Government Grant \$'000	Contribution \$'000	P
ARTS COLLECTION									
Public Art Strategy - Design	20	-	-	20	-	20	-	-	People
Arts Collection	30	-	-	30	-	30	-	-	People
TOTAL ARTS COLLECTION	50	-	-	50	-	50	-	-	
PLANT AND EQUIPMENT									
Ivanhoe Aquatic Pool Plant Replacement Program	155	155	-	-	-	155	-	-	Place
Olympic Leisure Centre Pool Plant Replacement Program	5	5	-	-	-	5	-	-	Place
WaterMarc Pool Plant Replacement Program	95	95	-	-	-	95	-	-	Place
Replacement of Mechanical Plant and Equipment in Major Buildings	200	200	-	-	-	200	-	-	Place
Replacement of Mechanical Plant and Equipment, WaterMarc	400	400	-	-	-	400	-	-	Place
Information Technology Infrastructure Renewal & Innovation	1,960	980	980	-	-	1,960	-	-	Place
Operations Weighbridge & POS system replacement - Software upgrade	47	-	47	-	-	47	-	-	Place
Fleet Workshop Scissor Lift Work Platform	22	-	-	-	22	22	-	-	Place
Fleet Workshop 6 Post Mobile Truck Hoist	85	-	-	-	85	85	-	-	Place
Smart Buildings and Security	235	-	118	-	117	235	-	-	Place

Project Description	Proposed Budget 2021/22 \$'000	Renewal \$'000	Upgrade \$'000	Expansion \$'000	New \$'000	Council Cash \$'000	Government Grant \$'000	Contribution \$'000	P
Food & Garden Organics Kerbside Collection	3,830	3,830	-	-	-	3,830	-	-	Performance
TOTAL PLANT AND EQUIPMENT	7,034	5,665	1,145	-	224	7,034	-	-	
FREEHOLD BUILDING									
Air Conditioner									
Air Conditioner Program	225	225	-	-	-	225	-	-	Place
Total Building Air Conditioner	225	225	-	-	-	225	-	-	
Aquatic and Leisure Centres									
WaterMarc Pool Tile Replacement - Design/Consultation	100	100	-	-	-	100	-	-	Place
Total Building Aquatic and Leisure Centres	100	100	-	-	-	100	-	-	
Pavilions									
Macleod Park Change Rooms - Stage 1 - Construction	650	195	455	-	-	400	250	-	Place
Macleod Park Change Rooms - Stage 2 - Construction	400	120	280	-	-	400	-	-	Place
Partington Flat Change Rooms	650	195	455	-	-	400	250	-	Place
Yallambie Park Change Room - Design	50	-	-	50	-	50	-	-	Place
Total Pavilions	1,750	510	1,190	50	-	1,250	500	-	
Flooring									
Flooring Program	90	90	-	-	-	90	-	-	Place
Total Flooring	90	90	-	-	-	90	-	-	
Climate Action Program - Accelerated									

Project Description	Proposed Budget 2021/22 \$'000	Renewal \$'000	Upgrade \$'000	Expansion \$'000	New \$'000	Council Cash \$'000	Government Grant \$'000	Contribution \$'000	P
Climate Action Program - Energy Efficiency enhancements across Council buildings	750	375	375	-	-	750	-	-	Planet
Climate Action Program - Solar Program for Council owned and Community occupied buildings	300	-	-	-	300	300	-	-	Planet
Climate Action Program - Solar Batteries	80	-	-	-	80	80	-	-	Planet
Solar Program for Leased Buildings	150	-	-	-	150	150	-	-	Planet
Total Climate Action Program - Accelerated	1,280	375	375	-	530	1,280	-	-	
Roof									
Roofing Program	200	200	-	-	-	200	-	-	Place
Total Roof	200	200	-	-	-	200	-	-	
Electrical Works									
Electrical Works Program	100	100	-	-	-	100	-	-	Place
Total Electrical Works	100	100	-	-	-	100	-	-	
Fit Out and Refurbishments									
Fit Out and Refurbishment Program	150	150	-	-	-	150	-	-	Place
Morobe Street Children's Centre-Outdoor Play space Refurbishment	66	66	-	-	-	66	-	-	Place
Asbestos Removal Program	20	20	-	-	-	20	-	-	Place
Operation Centre Amenity Block Refurbishment	450	-	450	-	-	450	-	-	Place
Fleet Workshop Building Improvements	66	-	66	-	-	66	-	-	Place

Project Description	Proposed Budget 2021/22 \$'000	Renewal \$'000	Upgrade \$'000	Expansion \$'000	New \$'000	Council Cash \$'000	Government Grant \$'000	Contribution \$'000	P
Substructure and Superstructure Program - Minor Buildings Municipal Wide	100	50	50	-	-	100	-	-	Place
Site Infrastructure Program - Minor Buildings Municipal Wide	100	50	50	-	-	100	-	-	Place
One Flintoff Building - CCTV Upgrade	100	-	100	-	-	100	-	-	Place
Olympic Park - Fred Howe Pavilion, Barrbunin Beek - Refurbishment	50	50	-	-	-	50	-	-	Place
Greenhills Neighbourhood House - Toilet Facilities Refurbishment	200	100	100	-	-	200	-	-	Place
Food Share (Meals on Wheels) - Cyclone Fence for Vehicle Storage	20	-	-	-	20	20	-	-	Place
Refurbishment of Toilets at Viewbank Scout Hall and Installation of Storage Shed - Design	25	13	12	-	-	25	-	-	Place
Greenhills Community Precinct Plan	50	25	25	-	-	50	-	-	Place
Bundoora Community Hall Refurbishment - Stage 2	500	250	250	-	-	500	-	-	Place
Local Sporting Facility Upgrade Program	25	12	13	-	-	25	-	-	Place
Total Fit Out and Refurbishments	1,922	786	1,116	-	20	1,922	-	-	
Access									
Council buildings accessibility - Audit to determine prioritisation for delivery	123	62	61	-	-	123	-	-	People
Total Access	123	62	61	-	-	123	-	-	
Furniture and Furnishings									

Project Description	Proposed Budget 2021/22 \$'000	Renewal \$'000	Upgrade \$'000	Expansion \$'000	New \$'000	Council Cash \$'000	Government Grant \$'000	Contribution \$'000	P
Centre Ivanhoe Refurbishment	100	100	-	-	-	100	-	-	Place
Total Furniture and Furnishings	100	100	-	-	-	100	-	-	
Painting									
Painting Program	125	125	-	-	-	125	-	-	Place
Total Painting	125	125	-	-	-	125	-	-	
Public Toilet									
Refurbish Public Toilets in Accordance with Toilet Strategy	450	225	225	-	-	450	-	-	Place
Total Public Toilet	450	225	225	-	-	450	-	-	
Plumbing									
Plumbing Program	80	80	-	-	-	80	-	-	Place
Total Plumbing	80	80	-	-	-	80	-	-	
Property									
Strategic Property	7,500	-	-	-	7,500	7,500	-	-	Place
Total Property	7,500	-	-	-	7,500	7,500	-	-	
Labour Capitalisation									
Labour cost associated to building capital works projects	315	315	-	-	-	315	-	-	-
Labour Capitalisation - Construction Management of capital works	743	743	-	-	-	743	-	-	-
Labour Capitalisation - Additional resourcing to deliver the Climate Action Program	106	106	-	-	-	106	-	-	-
Total Building Labour Capitalisation	1,164	1,164	-	-	-	1,164	-	-	

Project Description	Proposed Budget 2021/22 \$'000	Renewal \$'000	Upgrade \$'000	Expansion \$'000	New \$'000	Council Cash \$'000	Government Grant \$'000	Contribution \$'000	P
TOTAL FREEHOLD BUILDING	15,209	4,142	2,967	50	8,050	14,709	500	-	-
FURNITURE AND FITTINGS									
Leisure Centres Equipment, Fixtures and fittings renewal	205	205	-	-	-	205	-	-	Place
Community Halls - Replacement of Fixture & Fittings	30	30	-	-	-	30	-	-	Place
TOTAL FURNITURE AND FITTINGS	235	235	-	-	-	235	-	-	
DRAINAGE Improvement Design and Construction									
Stormwater Drainage Mitigation Works	640	320	320	-	-	640	-	-	Planet
Irvine Rd (drain), Ivanhoe East - Installation of new GPT - Baileys Billabong Pond - Design	20	5	15	-	-	20	-	-	Planet
Installation of GPT/WSUD Solution for Heidelberg West Industrial drain (Lillimur drain) to Darebin Creek - construct	200	50	150	-	-	200	-	-	Planet
Total Drainage Improvement Design and Construction	860	375	485	-	-	860	-	-	
Minor Works and Hot Spots									
Minor Drainage Works. Minor pipe augmentations and associated pit improvements to address localised drainage issues	150	75	75	-	-	150	-	-	Planet
Drainage Rehabilitation Design	50	50	-	-	-	50	-	-	Planet

Project Description	Proposed Budget 2021/22 \$'000	Renewal \$'000	Upgrade \$'000	Expansion \$'000	New \$'000	Council Cash \$'000	Government Grant \$'000	Contribution \$'000	P
Drainage Rehabilitation Construction	150	150	-	-	-	150	-	-	Planet
Total Drainage Minor Works and Hot Spots	350	275	75	-	-	350	-	-	
TOTAL DRAINAGE	1,210	650	560	-	-	1,210	-	-	
PARKS AND GARDENS									
Bridge									
Pedestrian Bridge Replacement - Elder Street (Rock Beaching) Bridge Number 23	80	80	-	-	-	80	-	-	Place
Yallambie Road North and South bridge deck replacement - Construction	300	300	-	-	-	-	-	300	Place
Odenwald Road bridge - shared use zone improvements	90	90	-	-	-	90	-	-	Place
Total Parks Bridge	470	470	-	-	-	170	-	300	
Irrigation and Drainage									
Irrigation renewal Program - NJ Telfer Reserve	170	170	-	-	-	20	-	150	Planet
Beverley Road Oval Surface Full Renovation - Construction	1350	1350	-	-	-	255	-	1095	Planet
Redmond Court Wetland - Reconstruction and Creation of New Parkland Stage I	1,300	650	650	-	-	1,300	-	-	Planet
Warringal Parklands Oval Surface - Full Renovation - Design	35	35	-	-	-	35	-	-	Planet
Total Irrigation and Drainage	2,855	2,205	650	-	-	1,610	-	1,245	
Synthetic Sports Pitches									

Project Description	Proposed Budget 2021/22 \$'000	Renewal \$'000	Upgrade \$'000	Expansion \$'000	New \$'000	Council Cash \$'000	Government Grant \$'000	Contribution \$'000	P
All Seasons Cricket Pitch Replacement - 50% matching contribution from Clubs.	100	100	-	-	-	-	-	100	Place
Bundoora Tennis Club Upgrade Stage 1 - Construction	300	300	-	-	-	300	-	-	Place
Total Synthetic Sports Pitches	400	400	-	-	-	300	-	100	
Practice Nets/Cage									
Banyule Flats Reserve South Cricket Nets Renewal	60	60	-	-	-	-	-	60	Place
Total Practice Nets/Cage	60	60	-	-	-	-	-	60	
Park Furniture									
Parks Furniture Replacement	50	50	-	-	-	-	-	50	Place
Drinking Fountains	30	30	-	-	-	-	-	30	Planet
Active Recreation Facilities in Open Space	30	-	-	-	30	-	-	30	Planet
Corporate Signage for Parks	30	30	-	-	-	-	-	30	Planet
Timber Repurposing Program	20	10	10	-	-	20	-	-	People
Total Park Furniture	160	120	10	-	30	20	-	140	
Park Fencing									
Park Fencing Replacement Program	50	50	-	-	-	-	-	50	People
Total Park Fencing	50	50	-	-	-	-	-	50	
Park Pathways									
Renewal of Retaining Walls - Open Space	50	50	-	-	-	-	-	50	People
Total Park Retaining Wall	50	50	-	-	-	-	-	50	
Retaining Wall									

Project Description	Proposed Budget 2021/22 \$'000	Renewal \$'000	Upgrade \$'000	Expansion \$'000	New \$'000	Council Cash \$'000	Government Grant \$'000	Contribution \$'000	P
Shared Path Program - Darebin Creek Trail	2,600	1,300	1,300	-	-	605	1,272	723	Planet
Total Park Pathways	2,600	1,300	1,300	-	-	605	1,272	723	
Park Lighting									
Public Lighting Pole Replacement and change to New Technology and/or Solar Powered Lighting in Council Sports Fields identified by condition reports.	50	50	-	-	-	-	-	50	Performance
James Street Reserve Lighting Construction	300	150	150	-	-	212	-	88	Performance
Chelsworth Park Lighting Construction	300	150	150	-	-	300	-	-	Performance
Shelly Reserve Lighting Design	25	12	13	-	-	25	-	-	Performance
Total Park Lighting	675	362	313	-	-	537	-	138	
Parks Other									
Dog Park Improvements (including lighting)	-	75	-	-	-	-	-	75	People
Price Park	75	-	-	-	-	-	-	-	Place
Football Goal Post Renewal Program	15	-	15	-	-	-	-	15	Place
Ford Park - Lighting of the tan track design	50	-	-	-	50	-	-	50	Place
Development of pocket park and a shared pedestrian/vehicle zone along Waterdale Road - Construction	650	-	650	-	-	-	650	-	Place
Park Refresh project 5 sites	100	100	-	-	-	100	-	-	Place
Sports Club Recycling Bin Program	30	-	30	-	-	30	-	-	Place

Project Description	Proposed Budget 2021/22 \$'000	Renewal \$'000	Upgrade \$'000	Expansion \$'000	New \$'000	Council Cash \$'000	Government Grant \$'000	Contribution \$'000	P
Total Parks Other	920	175	695	-	50	130	650	140	
Labour Capitalisation									
Labour cost associated to parks capital works projects	135	135	-	-	-	135	-	-	-
Labour Capitalisation - Construction Management of capital works	319	319	-	-	-	319	-	-	-
Total Parks Labour Capitalisation	454	454	-	-	-	454	-	-	
TOTAL PARKS AND GARDENS	8,694	5,646	2,968	-	80	3,826	1,922	2,946	
PLAYGROUNDS									
Arthur Streeton Reserve	100	100	-	-	-	-	-	100	People
Partingtons Flat Reserve South East of Oval	100	100	-	-	-	-	-	100	People
Yallambie Park	150	150	-	-	-	-	-	150	People
James Reserve	150	150	-	-	-	-	-	150	People
Partingtons Flat Reserve - Gilway Rise	40	40	-	-	-	-	-	40	People
Tahlee Place - Sherbourne Rd Reserve	40	40	-	-	-	-	-	40	People
Gabonia Avenue - Elder St. Reserve	50	50	-	-	-	-	-	50	People
TOTAL PLAYGROUNDS	630	630	-	-	-	-	-	630	
ROADS, STREETS, BRIDGES									
Bicycle									
Bicycle Facilities Program	80	-	80	-	-	80	-	-	Place

Project Description	Proposed Budget 2021/22 \$'000	Renewal \$'000	Upgrade \$'000	Expansion \$'000	New \$'000	Council Cash \$'000	Government Grant \$'000	Contribution \$'000	P
Bicycle Path - The Boulevard - Banksia St to Burke Rd - Design	100	-	100	-	-	-	100	-	Place
Total Roads Bicycle	180	-	180	-	-	80	100	-	
Footpath									
Footpath Replacement Program	4,100	4,100	-	-	-	1,500	2,600	-	People
New Footpath	-	-	-	-	135	135	-	-	People
Willinda Park access road, off Beatrix Street and Talbot Street intersection - Footpath, raised pavement and driveway alteration - Design and construction	60	-	-	-	-	-	-	-	People
McNamara St, MAC – Footpath Station Bus Stop to no. 12 - Budget	75	-	-	-	-	-	-	-	People
Total Footpath	4,235	4,100	-	-	135	1,635	2,600	-	
Infrastructure for Pedestrians									
Were St, Montmorency – Raised crossings	180	45	-	-	135	80	100	-	People
Installation of raised pedestrian crossing on Aberdeen Rd, Erskine Road, May Street, Birdwood Avenue, Macleod - Construct	120	30	-	-	90	120	-	-	People
Access Audit Recommendations - Design/Construct	50	12	-	-	38	50	-	-	People
Total Infrastructure for Pedestrians	350	87	-	-	263	250	100	-	
Localised Traffic Infrastructure									
Sainsbury Avenue, Greensborough – traffic treatments at Elder St	60	15	45	-	-	60	-	-	People

Project Description	Proposed Budget 2021/22 \$'000	Renewal \$'000	Upgrade \$'000	Expansion \$'000	New \$'000	Council Cash \$'000	Government Grant \$'000	Contribution \$'000	P
Norman, Marshall and Maltravers, Ivanhoe - Traffic treatments and Pedestrian crossing facilities - Road Safety Audit & Design	40	10	30	-	-	40	-	-	People
Installation of raised school crossing on Prosperity road	25	6	19	-	-	25	-	-	People
Road Reserve Safety Fence Renewal	80	80	-	-	-	80	-	-	People
Total Localised Traffic Infrastructure	205	111	94	-	-	205	-	-	
Area Wide Treatments									
Mountain View Road, Montmorency - Between Sherbourne and St Helena - Speed and volume control - Design Stage 1 & 2 and Construct Stage 1	140	35	-	-	105	140	-	-	People
Total Area Wide Treatments	140	35	-	-	105	140	-	-	
Parking Demand Management									
Parking Management Program	200	200	-	-	-	200	-	-	Place
Total Parking Demand Management	200	200	-	-	-	200	-	-	
Roads to Recovery									
Roads to Recovery - Old Eltham Road Stage 3b	800	800	-	-	-	-	800	-	Place
Roads to Recovery - Rangeview Road	250	250	-	-	-	-	250	-	Place
Total Roads to Recovery	1,050	1,050	-	-	-	-	1,050	-	
Retaining Wall									
Renewal of Retaining Walls - Road Reserve	70	70	-	-	-	70	-	-	People

Project Description	Proposed Budget 2021/22 \$'000	Renewal \$'000	Upgrade \$'000	Expansion \$'000	New \$'000	Council Cash \$'000	Government Grant \$'000	Contribution \$'000	P
Total Roads Retaining Wall	70	70	-	-	-	70	-	-	
Sustainable Transport									
Public Transport infrastructure	125	125	-	-	-	125	-	-	Place
Total Sustainable Transport	125	125	-	-	-	125	-	-	
Rehabilitation Works									
Infrastructure failures within the road reserve - Traffic Management Device Rehabilitation	100	100	-	-	-	100	-	-	Place
Infrastructure Maintenance Works - Major Patching across the network	205	205	-	-	-	205	-	-	Place
Infrastructure Maintenance Works - Kerb and Channel Replacement	124	124	-	-	-	124	-	-	Place
Kerb & Channel Replacement - Minor Works	50	50	-	-	-	50	-	-	Place
Laneway Rehabilitation Program	52	52	-	-	-	52	-	-	Place
Ambon Court - Southern Rd to Cul-De-Sac (N), Heidelberg West	16	16	-	-	-	16	-	-	Place
Berrima Road - Kathleen St to Dead End (W), Rosanna	16	16	-	-	-	16	-	-	Place
Chapman Street - Railway East to Braid Hill Rd, Macleod	125	125	-	-	-	125	-	-	Place
Clements Avenue - Grimshaw St to Intersection (S), Bundoora	114	114	-	-	-	114	-	-	Place
Collins Street - Swanston St to Marie Av, Heidelberg Heights	15	15	-	-	-	15	-	-	Place
Coorie Crescent - Greville Rd to Berrima Rd, Rosanna	16	16	-	-	-	16	-	-	Place

Project Description	Proposed Budget 2021/22 \$'000	Renewal \$'000	Upgrade \$'000	Expansion \$'000	New \$'000	Council Cash \$'000	Government Grant \$'000	Contribution \$'000	P
Dougharty Road - Kolora Rd to Oriel Rd, Heidelberg West	25	25	-	-	-	25	-	-	Place
Elaroo Close - Allumba Dr to Dead End (N), St Helena	8	8	-	-	-	8	-	-	Place
Ford Street - Mabel St to Green St, Ivanhoe	11	11	-	-	-	11	-	-	Place
Gilway Rise - Warriparri Cr to Cul-De-Sac (E), Greensborough	16	16	-	-	-	16	-	-	Place
Glenmore Street - Ardmore Ct to Broadford Cr, Macleod	17	17	-	-	-	17	-	-	Place
Greenwood Drive - Plenty Rd to Moreton Cr, Bundoora	95	95	-	-	-	95	-	-	Place
Hawdon Street - Burgundy St to Cartmell St, Heidelberg	44	44	-	-	-	44	-	-	Place
Hawdon Street - Darebin St to Brown St, Heidelberg	50	50	-	-	-	50	-	-	Place
Heritage Lane - Lower Heidelberg Rd to York Av, Ivanhoe East	13	13	-	-	-	13	-	-	Place
Jellicoe Street - Osney Av to Dalveen Rd, Ivanhoe	87	87	-	-	-	87	-	-	Place
Lees Road - Para Rd to Barongarook Ct, Lower Plenty	20	20	-	-	-	20	-	-	Place
Liberty Parade - Wimpole Cr to Wilkinson Cr, Bellfield	29	29	-	-	-	29	-	-	Place
Macorna Street - Busst Dr to Cameron Pde, Watsonia North	21	21	-	-	-	21	-	-	Place
Mulgowrie Court - Nulgarrah Cr to Cul-De-Sac (W), Greensborough	17	17	-	-	-	17	-	-	Place
Munro Street - Erskine Rd to May St, Macleod	62	62	-	-	-	62	-	-	Place

Project Description	Proposed Budget 2021/22 \$'000	Renewal \$'000	Upgrade \$'000	Expansion \$'000	New \$'000	Council Cash \$'000	Government Grant \$'000	Contribution \$'000	P
Nepean Street - Piccadilly Cl to Jeffery Ct, Greensborough	26	26	-	-	-	26	-	-	Place
Old Para Court - Para Rd to Dead End (N), Montmorency	26	26	-	-	-	26	-	-	Place
Orthla Avenue - Korong Rd to Kolora Rd, Heidelberg West	19	19	-	-	-	19	-	-	Place
Pedersen Way - Bolton St to Dead End (W), Montmorency	24	24	-	-	-	24	-	-	Place
Pinehills Drive - Dead End (S) to Kempston St, Greensborough	9	9	-	-	-	9	-	-	Place
Pinehills Drive - Ninion Ct To Armstrong St, Greensborough	19	19	-	-	-	19	-	-	Place
Poplar Crescent - Ivy St to Liberty Pde, Bellfield	26	26	-	-	-	26	-	-	Place
Reichelt Avenue - Dead End (E) to Riverina Rd, Montmorency	18	18	-	-	-	18	-	-	Place
Saul Court - Delta Rd to Cul-De-Sac (E), Greensborough	16	16	-	-	-	16	-	-	Place
Sherbourne Road - Bridge West to Bridge East, Greensborough	29	29	-	-	-	29	-	-	Place
Simon Court - Beverley Rd to Cul-De-Sac (W), Rosanna	13	13	-	-	-	13	-	-	Place
Sussex Place - Halifax Av to Banyule Rd, Heidelberg	17	17	-	-	-	17	-	-	Place
Swanston Street - McEwan Rd to Spencer St, Heidelberg Heights	23	23	-	-	-	23	-	-	Place
The Boulevard - The Boulevard to The Boulevard, Ivanhoe East	48	48	-	-	-	48	-	-	Place
Tudor Court - Melcombe Rd to Cul-De-Sac (W), Ivanhoe	11	11	-	-	-	11	-	-	Place

Project Description	Proposed Budget 2021/22 \$'000	Renewal \$'000	Upgrade \$'000	Expansion \$'000	New \$'000	Council Cash \$'000	Government Grant \$'000	Contribution \$'000	P
Wahroonga Crescent - Nulgarrah Cr to Manooka Ct, Greensborough	28	28	-	-	-	28	-	-	Place
Ward Grove - Oakhurst Av to Cul-De-Sac (E), Heidelberg	13	13	-	-	-	13	-	-	Place
Warralong Avenue - Carinya Rd to Russell St, Greensborough	15	15	-	-	-	15	-	-	Place
Waterdale Road - Norman St to Upper Heidelberg Rd, Ivanhoe	23	23	-	-	-	23	-	-	Place
Westley Avenue - Upper Heidelberg Rd to Ivanhoe Pde, Ivanhoe	26	26	-	-	-	26	-	-	Place
Yallambie Road - Frensham Rd to Clara St, Macleod	24	24	-	-	-	24	-	-	Place
Total Rehabilitation Works	1,801	1,801	-	-	-	1,801	-	-	
Streetscape									
Main Shopping Centre Minor Improvements - outcomes of audit process	50	50	-	-	-	50	-	-	Place
Street Lighting Improvement Program	50	50	-	-	-	50	-	-	Place
Montmorency Village precinct streetscape renewal including lighting works	1,900	1,140	760	-	-	1,800	100	-	Planet
Montmorency Village pocket park development	1,300	780	520	-	-	0	1,300	-	Place
East Ivanhoe Village precinct streetscape renewal – Design	300	180	120	-	-	165	-	135	Place
Heidelberg streetscape enhancements	25	15	10	-	-	25	-	-	Place

Project Description	Proposed Budget 2021/22 \$'000	Renewal \$'000	Upgrade \$'000	Expansion \$'000	New \$'000	Council Cash \$'000	Government Grant \$'000	Contribution \$'000	P
Lighting of footpath at Lower Plenty Shops	10	6	4	-	-	10	-	-	Place
Street Lighting Program - Upgrade to LED	1,200	600	600	-	-	1,200	-	-	Place
Total Streetscape	4,835	2,821	2,014	-	-	3,300	1,400	135	
Car Park									
Ivanhoe Golf Course – Design	20	10	10	-	-	20	-	-	Place
Heidelberg Park Car Park Lighting - Installation	80	-	-	-	80	80	-	-	Place
Total Car Park	100	10	10	-	80	100	-	-	
Labour Capitalisation									
Labour cost associated to road capital works projects	50	50	-	-	-	50	-	-	-
Labour Capitalisation - Construction Management of capital works	118	118	-	-	-	118	-	-	-
Total Roads Labour Capitalisation	168	168	-	-	-	168	-	-	
TOTAL ROADS, STREETS, BRIDGES	13,459	10,579	2,298	0	583	8,074	5,250	135	
MOTOR VEHICLES									
EV Charging Stations Installation at I Flintoff	30	-	-	-	30	30	-	-	Performance
Operations Plant- Vehicles (Cars) and Trucks and Plant Purchases (Including EV transition)	5,922	5,922	-	-	-	5,922	-	-	Performance
TOTAL MOTOR VEHICLES	5,952	5,922	-	-	30	5,952	-	-	
INTANGIBLE ASSETS									

Project Description	Proposed Budget 2021/22 \$'000	Renewal \$'000	Upgrade \$'000	Expansion \$'000	New \$'000	Council Cash \$'000	Government Grant \$'000	Contribution \$'000	P
Information Technology Applications Digital Transformation	3,630	3,630	-	-	-	3,630	-	-	Performance
TOTAL INTAGIBLE ASSETS	3,630	3,630	-	-	-	3,630	-	-	
TOTAL CAPITAL WORKS	56,103	37,098	9,938	100	8,967	44,720	7,672	3,711	
CARRIED FORWARD PROJECTS									
Freehold Building Access									
Community Facilities Accessibility Improvements	173	87	86	-	-	173	-	-	People
Total Access	173	87	86	-	-	173	-	-	
Freehold Building Aquatic and Leisure Centres									
Ivanhoe Aquatic & Leisure Centre - Stage Two Design	639	319	320	-	-	639	-	-	Place
Total Building Aquatic and Leisure Centres	639	319	320	-	-	639	-	-	
Freehold Building Pavilions									
Montmorency Bowling Club Feasibility	100	50	50	-	-	100	-	-	Place
Total Pavilions	100	50	50	-	-	100	-	-	
Freehold Building Climate Action Program - Accelerated									

Project Description	Proposed Budget 2021/22 \$'000	Renewal \$'000	Upgrade \$'000	Expansion \$'000	New \$'000	Council Cash \$'000	Government Grant \$'000	Contribution \$'000	P
Climate Action Program - Solar Program for Council owned and Community occupied buildings	50	0	0	0	50	50	-	-	Place
Total Climate Action Program – Accelerated	50	0	0	0	50	50	-	-	
Freehold Building Fit Out and Refurbishments									
Rosanna Library Upgrade - Design	100	50	50	-	-	100		-	People
Greensborough Pre - School Expansion & Improvements	790	395	395	-	-	-	790	-	People
Total Fit Out and Refurbishments	890	445	445	-	-	100	790	-	
Freehold Building Public Toilet									
Montmorency Shopping Centre Toilet Upgrade	200	100	100	-	-	100	-	100	Place
Total Public Toilet	200	100	100	-	-	100	-	100	
Freehold Building Major Facilities									
Macleod Health and Fitness Centre Redevelopment - Design	400	200	200	-	-	400	-	-	People
Total Major Facilities	400	200	200	-	-	400	0	0	
TOTAL FREEHOLD BUILDING	2,452	1,201	1,201	0	50	1,562	790	100	

Project Description	Proposed Budget 2021/22 \$'000	Renewal \$'000	Upgrade \$'000	Expansion \$'000	New \$'000	Council Cash \$'000	Government Grant \$'000	Contribution \$'000	P
Drainage Improvement Design and Construction									
Gresswell Nature Conservation GPT/WSUD - Construct	304	152	152	-	-	257	47	-	Planet
Total Improvement Design and Construction	304	152	152	-	-	257	47	-	
TOTAL DRAINAGE	304	152	152	-	-	257	47	-	
Parks and Gardens Irrigation and Drainage									
Redmond Court Wetland - Upgrade & Boardwalk Design	100	50	50	-	-	-	-	100	Planet
Total Irrigation and Drainage	100	50	50	-	-	-	-	100	
Synthetic Sports Pitches									
Y. Valley Hockey Club - Pitch Cyril Cummings Reserve	50	-	-	-	50	50	-	-	Place
Bundoora Tennis Club Upgrade Stage I	100	50	50	-	-	50	-	50	Place
Total Synthetic Sports Pitches	150	50	50	-	50	100	-	50	
Parks and Gardens Park Other									
Malahang Reserve Improvement Plan	200	100	100	-	-	-	-	200	Place
Ivanhoe Park Sporting Precinct Plan - Design	100	50	50	-	-	-	-	100	Place
Waterdale Road Pocket Parks & Shared Zone	500	-	-	-	500	-	500	-	Place

Project Description	Proposed Budget 2021/22 \$'000	Renewal \$'000	Upgrade \$'000	Expansion \$'000	New \$'000	Council Cash \$'000	Government Grant \$'000	Contribution \$'000	P
Burgundy and Powlett Reserves Masterplan Design	50	25	25	-	-	-	-	50	Place
Total Parks Other	850	175	175	-	500	-	500	350	
TOTAL PARKS AND GARDENS	1,100	275	275	-	550	100	500	500	
Footpath									
Footpath Replacement Program	750	750	-	-	-	750	-	-	People
Total Footpath	750	750	-	-	-	750	-	-	
Rehabilitation Works									
Local Roads Resurfacing	618	618	-	-	-	618	-	-	Place
Total Rehabilitation Works	618	618	-	-	-	618	-	-	
Roads, Streets, Bridge Streetscapes									
Watsonia Village Town Square Development (NELP)	400	400	-	-	-	-	400	-	People
Total Streetscapes	400	400	-	-	-	-	400	-	
TOTAL ROAD, STREETS, BRIDGES	1,768	1,768	-	-	-	1,368	400	-	
INTANGIBLE ASSETS									
IT Digital Transformation	1,400	1,400	-	-	-	1,400	-	-	Performance
TOTAL INTAGIBLE ASSETS	1,400	1,400	-	-	-	1,400	-	-	
TOTAL CAPITAL WORKS CARRY FORWARD	7,024	4,796	1,628	-	600	4,687	1,737	600	
TOTAL CAPITAL WORKS AND CARRY FORWARD	63,127	41,894	11,566	100	9,567	49,407	9,409	4,311	

5.1.4 Summary of Planned Capital Works Expenditure - For the four years ended 30 June 2025

Year 2 - 2022/23	Proposed Budget 2022/23 \$'000	Renewal \$'000	Upgrade \$'000	Expansion \$'000	New \$'000	Council Cash \$'000	Government Grant \$'000	Contribution \$'000	Borrowings \$'000
INFRASTRUCTURE									
Roads, street and bridges	13,707	7,403	5,969	-	335	8,521	5,186	-	-
Drainage	1,040	840	90	-	110	1,040	-	-	-
Parks and gardens	4,741	3,507	774	-	460	889	300	3,552	-
Playground	630	630	-	-	-	-	-	630	-
TOTAL INFRASTRUCTURE	20,118	12,380	6,833	-	905	10,450	5,486	4,182	-
PROPERTY									
Freehold land	-	-	-	-	-	-	-	-	-
Freehold building	17,929	13,952	2,170	150	1,657	11,079	-	550	6,300
TOTAL PROPERTY	17,929	13,952	2,170	150	1,657	11,079	-	550	6,300
PLANT & EQUIPMENT									
Motor vehicles	1,249	1,249	-	-	-	1,249	-	-	-
Plant and equipment	8,509	3,665	4,532	-	312	8,489	-	20	-
Furniture and fittings	235	235	-	-	-	235	-	-	-
TOTAL PLANT & EQUIPMENT	9,993	5,149	4,532	-	312	9,973	-	20	-
OTHER ASSETS									
Art Collection	160	-	-	160	-	160	-	-	-
TOTAL OTHER ASSETS	160	-	-	160	-	160	-	-	-
INTANGIBLE ASSETS									
Software	2,100	2,100	-	-	-	2,100	-	-	-
TOTAL INTAGIBLE ASSETS	2,100	2,100	-	-	-	2,100	-	-	-
TOTAL CAPITAL WORKS	50,300	33,581	13,535	310	2,874	33,762	5,486	4,752	6,300

Year 3 - 2023/24	Proposed Budget 2023/24 \$'000	Renewal \$'000	Upgrade \$'000	Expansion \$'000	New \$'000	Council Cash \$'000	Government Grant \$'000	Contribution \$'000	Borrowings \$'000
INFRASTRUCTURE									
Roads, street and bridges	8,468	7,450	625	-	393	7,850	618	-	-
Drainage	1,890	1,705	75	-	110	1,890	-	-	-
Parks and gardens	7,145	4,216	2,719	-	210	1,854	2,700	2,591	-
Playground	630	630	-	-	-	-	-	630	-
TOTAL INFRASTRUCTURE	18,133	14,001	3,419	-	713	11,594	3,318	3,221	-
PROPERTY									
Freehold land	-	-	-	-	-	-	-	-	-
Freehold building	5,041	2,886	1,093	400	662	4,491	-	550	-
TOTAL PROPERTY	5,041	2,886	1,093	400	662	4,491	-	550	-
PLANT & EQUIPMENT									
Motor vehicles	4,902	4,902	-	-	-	4,902	-	-	-
Plant and equipment	7,315	3,074	4,173	-	68	7,295	-	20	-
Furniture and fittings	235	235	-	-	-	235	-	-	-
TOTAL PLANT & EQUIPMENT	12,452	8,211	4,173	-	68	12,432	-	20	-
OTHER ASSETS									
Art Collection	50	-	-	50	-	50	-	-	-
TOTAL OTHER ASSETS	50	-	-	50	-	50	-	-	-
INTANGIBLE ASSETS									
Software	1,100	1,100	-	-	-	1,100	-	-	-
TOTAL INTAGIBLE ASSETS	1,100	1,100	-	-	-	1,100	-	-	-
TOTAL CAPITAL WORKS	36,776	26,198	8,686	450	1,442	29,667	3,318	3,791	-

Year 4 - 2024/25	Proposed Budget 2024/25 \$'000	Renewal \$'000	Upgrade \$'000	Expansion \$'000	New \$'000	Council Cash \$'000	Government Grant \$'000	Contribution \$'000	Borrowings \$'000
INFRASTRUCTURE									
Roads, street and bridges	8,629	7,559	640	-	430	8,011	618	-	-
Drainage	965	780	75	-	110	965	-	-	-
Parks and gardens	3,740	2,537	1,118	-	85	830	-	2,910	-
Playground	630	630	-	-	-	-	-	630	-
TOTAL INFRASTRUCTURE	13,964	11,506	1,833	-	625	9,806	618	3,540	-
PROPERTY									
Freehold land	-	-	-	-	-	-	-	-	-
Freehold building	4,886	2,996	1,190	100	600	4,311	-	575	-
TOTAL PROPERTY	4,886	2,996	1,190	100	600	4,311	-	575	-
PLANT & EQUIPMENT									
Motor vehicles	4,391	4,391	-	-	-	4,391	-	-	-
Plant and equipment	3,023	1,168	255	-	1,600	3,003	-	20	-
Furniture and fittings	235	235	-	-	-	235	-	-	-
TOTAL PLANT & EQUIPMENT	7,649	5,794	255	-	1,600	7,629	-	20	-
OTHER ASSETS									
Art Collection	150	-	-	150	-	150	-	-	-
TOTAL OTHER ASSETS	150	-	-	150	-	150	-	-	-
INTANGIBLE ASSETS									
Software	1,800	1,800	-	-	-	1,800	-	-	-
TOTAL INTAGIBLE ASSETS	1,800	1,800	-	-	-	1,800	-	-	-
TOTAL CAPITAL WORKS	28,449	22,096	3,278	250	2,825	23,696	618	4,135	-

5.2 Initiatives program

This section presents a listing of the initiative projects that will be undertaken for the 2021/2022 year, classified by expenditure type and funding source. Works are also disclosed as proposed budget 2021/2022 or carried forward from prior year 2020/2021.

5.2.1 Initiatives Summary

	Proposed Budget 2021/22 \$'000	Council cash \$'000	Government Grant \$'000	Reserves \$'000
Initiatives	7,190	6,659	531	-
Total initiatives	7,190	6,659	531	-

5.2.2 Initiatives program proposed budget 2021/2022 detail categories with funding source

Project Description	Proposed Budget 2021/22 \$'000	Council Cash \$'000	Government Grant \$'000	Contribution \$'000	P
INITIATIVES					
Community					
Partnership with Alliance for Gambling Reform Funding	25	25	-	-	People
Advance Street Tree Planting	100	100	-	-	People
Qwere Street MidSumma Event	40	40	-	-	People
Aboriginal Plan implementation & Aboriginal community development role	163	163	-	-	People
Watsonia Shopping Centre - Support for North East Link	40	40	-	-	People
Nature Day/Play Events	18	18	-	-	People
Social Enterprise Development Capacity Building Programs	60	60	-	-	People
After Dark Program	82	82	-	-	Participation
Safe Walking & Cycling Map	7	7	-	-	People
Total Initiatives Community	535	535	-	-	
Climate Action program					
Green Collar Inclusive Employment Program	200	200	-	-	Planet
Total Climate Action program	200	200	-	-	
Economic Development					
Business Attraction and Investment - Facilitation of 'Buy Local' Campaign.	27	27	-	-	Planet
Total Initiatives Economic Development	27	27	-	-	
Management					

Project Description	Proposed Budget 2021/22 \$'000	Council Cash \$'000	Government Grant \$'000	Contribution \$'000	P
Construction Management of capital works projects	1430	1430	-	-	Performance
Construction Management of capital works projects (transferred to Capital)	(1,180)	(1,180)	-	-	Performance
Additional resourcing to deliver the Climate Action Initiatives	383	383	-	-	Performance
Additional resourcing to deliver the Climate Action Program (transferred to Capital)	(106)	(106)	-	-	Planet
Jobs Victoria Advocate Program	371	-	371	-	Planet
Implementation of Surveillance Policy	20	20	-	-	Planet
Strategic Property	100	100	-	-	Performance
CCTV Management Program	35	35	-	-	Performance
Graffiti Management Program Expansion	110	110	-	-	Performance
Graffiti Mural Program	30	30	-	-	Performance
Diamond Valley Relay for Life	18	18	-	-	Performance
Banyule Scouts Grants Program	100	100	-	-	Performance
Greater support of community and volunteer groups	15	15	-	-	Performance
Refresh Urban Forest Strategy	75	75	-	-	Performance
Community Services & Centres Audit	80	80	-	-	Performance
COVID-19 Hardship rates waiver	1,500	1,500	-	-	Performance
Additional Council Communication	200	200	-	-	Performance
Victorian Local Governance Association (VLGA) Membership	33	33	-	-	Performance
Business Concierge Officer	112	112	-	-	Performance
Ivanhoe Library and Cultural Hub - Lighting & Projections Program	60	60	-	-	Performance

Project Description	Proposed Budget 2021/22 \$'000	Council Cash \$'000	Government Grant \$'000	Contribution \$'000	P
Bellfield EFT	126	126	-	-	Performance
Ivanhoe Library and Cultural Hub - EFT and Resource	121	121	-	-	Performance
Project Manager to manage NELP projects	160	0	160	-	Performance
Climate Vulnerability Assessment	35	35	-	-	Performance
Better Score Energy Efficiency Upgrade Program - Home Energy Audit & Action Plan	50	50	-	-	Performance
Biodiversity Project (Extinction Action Plan)	20	20	-	-	Performance
Climate Action Program – Business Case on Site Renewable Energy Generation	86	86	-	-	Performance
Procurement Action for Social Enterprise Policy	120	120	-	-	Performance
Total Initiatives Management	4,104	3,573	531	-	
Maintenance					
Future maintenance Cost for New Projects	222	222	-	-	Planet
Ivanhoe Library	150	150	-	-	Place
WSUD Assets Maintenance Audit Renewal Gap	100	100	-	-	Planet
Improvements of Sheffield Lane	5	5	-	-	Planet
Total Initiatives Maintenance	477	477	-	-	
Transport					
Bicycle Policy - Implementation	25	25	-	-	People
Transport Policy Reviews	50	50	-	-	People
Transport Advocacy	300	300	-	-	People
Safe Access Audits	50	50	-	-	People
Total Initiatives Transport	425	425	-	-	

Project Description	Proposed Budget 2021/22 \$'000	Council Cash \$'000	Government Grant \$'000	Contribution \$'000	P
Strategic Land Use Planning					
DCP Implementation and Operating	102	102	-	-	People
DCP 4 Year Review & PSA	20	20	-	-	Performance
Significant Landscapes & Environments review & PSA	50	50	-	-	Performance
Integrated Place-Based Strategy	100	100	-	-	Planet
Heritage Strategy Review	60	60	-	-	People
Planning Scheme Review	60	60	-	-	Planet
Total Initiatives Strategic Land Use Planning	392	392	-	-	
TOTAL INITIATIVES	6,160	5,629	531	-	
CARRIED FORWARD INITIATIVE PROJECTS					
Community					
LGBTI Silver Rainbow Project	18	18	-	-	Performance
Inclusion Access and Equity Initiatives	49	49	-	-	People
Aboriginal & Torres Strait Islander Spiritual Walk	80	80	-	-	People
Total Initiatives Community	147	147	-	-	
Environment - Energy Plan					
Community Climate Action Plan - Implementation	40	40	-	-	Performance
Business Case - Onsite Renewable Energy Generation	135	135	-	-	Performance
Total Initiatives Environment – Energy Plan	175	175	-	-	
Management					

Project Description	Proposed Budget 2021/22 \$'000	Council Cash \$'000	Government Grant \$'000	Contribution \$'000	P
DCP 4 Year Review & PSA	50	50	-	-	Performance
Development & Launch of New Banyule Eco Dev Plan 2021-2025	70	70	-	-	Performance
Feasibility to Explore Offr Rec Bin to Banyule Bus/Sport Clubs	35	35	-	-	Performance
Inclusive Employment Program-Green (Green Collar)	63	63	-	-	Performance
Heidelberg Park Masterplan Development	36	36	-	-	Performance
Develop Public Open Plan - Greensborough Activity Ctr	40	40	-	-	Performance
Banyule Youth Spaces & Facilities Plan	10	10	-	-	Performance
Card Access Feasibility Study - Council Buildings	20	20	-	-	Performance
Darebin Parklands Masterplan - Half Cost	25	25	-	-	Performance
Ivanhoe Activity Centre Public Open Space Dev Plan	3	3	-	-	Performance
Transport Advocacy - NEL	200	200	-	-	Performance
Ivanhoe Library & Cultural Hub - Ongoing Mgmt.	65	65	-	-	Performance
7 Flintoff St Greensborough Carpark Development	65	65	-	-	Performance
Macleod YMCA (H&FC) Master Plan Concept	16	16	-	-	Performance
Total Initiatives Management	698	698	-	-	
Strategic Land Use Planning					
Strategic Land Use - LaTrobe Cluster	10	10	-	-	People
Total Initiatives Strategic Land Use Planning	10	10	-	-	
Total Carried Forward Initiative Projects	1,030	1,030	-	-	
TOTAL INITIATIVES AND CARRY FORWARD	7,190	6,659	531	-	

6. Financial performance indicators

The following table highlights Council's current and projected performance across a range of key financial performance indicators. These indicators provide a useful analysis of Council's financial position and performance and should be interpreted in the context of the organisation's objectives. The financial performance indicators below are the prescribed financial performance indicators contained in Part 3 of Schedule 3 of the Local Government (Planning and Reporting) Regulations 2020. Results against these indicators will be reported in Council's Performance Statement included in the Annual Report.

Indicator	Measure	Notes	Actual 2019/20	Forecast 2020/21	Budget 2021/22	Projections			Trend
						2022/23	2023/24	2024/25	+/-
Operating position									
Adjusted underlying result	Adjusted underlying surplus (deficit) / Adjusted underlying revenue	1	3.25%	-4.64%	-0.47%	2.44%	3.39%	3.56%	+
Liquidity									
Working Capital	Current assets / current liabilities	2	324.81%	193.90%	236.42%	248.85%	241.96%	251.42%	+
Unrestricted cash	Unrestricted cash / current liabilities	3	270.12%	154.10%	186.79%	198.76%	191.68%	200.56%	+
Obligations									
Loans and borrowings	Interest bearing loans and borrowings / rate revenue	4a	31.79%	30.19%	19.52%	23.66%	21.97%	19.91%	o
Loans and borrowings	Interest and principal repayments on interest bearing loans and borrowings / rate revenue	4b	3.89%	3.90%	11.41%	2.36%	2.55%	2.80%	o
Indebtedness	Non-current liabilities / own source revenue	5	24.39%	18.57%	15.87%	18.96%	17.42%	15.58%	+
Asset renewal	Asset renewal and upgrade expense / Asset depreciation	6	141.59%	193.21%	186.37%	147.18%	112.85%	93.31%	-
Stability									
Rates concentration	Rate revenue / adjusted underlying revenue	7	65.54%	71.16%	68.43%	69.27%	69.24%	69.26%	o
Rates effort	Rate revenue / CIV of rateable properties in the municipality	8	0.22%	0.21%	0.21%	0.22%	0.22%	0.23%	o
Efficiency									
Expenditure level	Total expenses/ no. of property assessments	9	\$ 2,760	\$ 2,719	\$ 2,791	\$ 2,752	\$ 2,769	\$ 2,812	+
Revenue level	Total rate revenue / no. of property assessments	10	\$ 1,870	\$ 1,849	\$ 1,901	\$ 1,954	\$ 1,984	\$ 2,020	+

Key to Forecast Trend:

- + Forecasts improvement in Council's financial performance/financial position indicator
- o Forecasts that Council's financial performance/financial position indicator will be steady
- Forecasts deterioration in Council's financial performance/financial position indicator

Notes to indicators

1. Adjusted underlying result

This is an indicator of the sustainable operating result that is required for Council to continue to provide its core services and meet its objectives. COVID-19 pandemic has continued from Q4 2019/2020 into 2020/2021 and has had a negative financial impact on Banyule's results for 2020/21 as Council services adjusted to meet restrictions and the Banyule Economic Support Package came into effect.

2. Working Capital

Working Capital is an indicator of how easily Council can cover its liabilities that are to fall due over the next 12 months. Council is expected to remain in a strong working capital position over the next 4 years. The slight reduction in 2020/2021 is due to a loan liability moving from non-current to current as it falls due for repayment in 2021/2022.

Results in following years, which include property sales expected in 2022/2023 will return current assets and working capital to previous strong levels.

3. Unrestricted Cash

This is an indicator of the broad objective that sufficient cash is free of restrictions and available to pay bills as and when they fall due. Council's liquidity position will continue at a high level, reflecting our continued sustainable financial operations.

4. Loans and borrowings

The trend of these indicators reflects Council's reducing reliance on debt. Over the next four years Council will continue to pay down existing debt while rate revenue will continue to rise in line with the rate cap. The trend has accelerated in recent years as a result of Council's debt reduction strategy. This accelerated repayment includes a large payment to complete one of our loans in Oct 2021. There is a slight increase in loans and borrowings in 2022/23, associated with Council's expected application for a loan as part of the Victorian Government's Community Infrastructure Loan Scheme, which provides local governments access to very low interest, subsidised loans to help fund infrastructure projects.

5. Indebtedness

This is an indicator of the broad objective that the level of long-term liabilities should be appropriate to the size and nature of a Council's activities. Low or decreasing level of long-term liabilities suggest an improvement in the capacity to meet long term obligations.

6. Asset renewal

This indicator shows the extent of Council's asset renewal expenditure against its depreciation charge. A percentage greater than 100 indicates Council is maintaining its existing assets, while a percentage less than 100 indicates that assets may be deteriorating faster than they are being renewed. Council's average 'asset renewal' over the four years of the budget is 134.26%.

7. Rates concentration

This indicates the extent of reliance on rate revenue to fund all of Council's ongoing services. This trend indicates Council's reliance on rates is holding relatively steady.

8. Rates effort

This is an indicator of the broad objective that the rating level should be based on the community's capacity to pay. Low or decreasing level of rates suggest an improvement in the rating burden for ratepayers.

Note: Council policy is not to estimate future movements in property values and assume that they will hold steady from the most recent CIV figures.

9. Expenditure Level

This is an indicator of the broad objective that resources should be used efficiently in the delivery of services. Low or decreasing level of expenditure suggests an improvement in organisational efficiency.

10. Revenue level

This is an indicator of the broad objective that resources should be used efficiently in the delivery of services. Low or decreasing level of rates suggests an improvement in organisational efficiency.

7. Banyule City Council Proposed Fees and charges schedule – 2021/2022

This appendix presents the fees and charges of a statutory and non-statutory nature which will be charged in respect to goods and services provided during the 2021/2022 year.

Notes: Statutory fees are set under the relevant legislation and regulations. Statutory fees will be indexed and/or increased in accordance with applicable legislation and regulations.

Fees and Charges	GST Status	Fee type Council (C) or Statutory (S)	Proposed Budget 2021/22 Freq	Budget 2020/21 Fees & Charges	Proposed Budget 2021/22 Fees & Charges	Fee Increase / (Decrease) \$	Fee Increase / (Decrease) %
Assets & City Services							
Operations							
Weighbridge (public)							
Up to 5 tonnes	Taxable	C	tonne	18.00	19.00	1.00	5.56
5 tonne - 10 tonne	Taxable	C	tonne	19.00	20.00	1.00	5.26
10 tonne - 20 tonne	Taxable	C	tonne	31.00	32.00	1.00	3.23
Over 20 tonnes	Taxable	C	tonne	41.00	42.00	1.00	2.44
Recycling/Waste Station							
Account customers (industrial) - Putrescible	Taxable	C	per tonne	191.75	295.00	103.25	53.85
Rubble - Banyule residents	Taxable	C	per tonne	195.00	295.00	100.00	51.28
Rubble - Other residents	Taxable	C	per tonne	200.00	295.00	95.00	47.50
Green cone	Taxable	C	each	192.00	192.00	0.00	0.00

Fees and Charges	GST Status	Fee type Council (C) or Statutory (S)	Proposed Budget 2021/22 Freq	Budget 2020/21 Fees & Charges	Proposed Budget 2021/22 Fees & Charges	Fee Increase / (Decrease) \$	Fee Increase / (Decrease) %
Graffiti cleaning	Taxable	C	each	Quote	Quote	N/A	N/A
Drainage cleaning systems	Taxable	C	each	Quote	Quote	N/A	N/A
Mattresses	Taxable	C	each	25.00	35.00	10.00	40.00
Gas Cylinders up to 9kg	Taxable	C	each	10.00	10.00	0.00	0.00
Gas Cylinders over 9kg	Taxable	C	each	15.00	15.00	0.00	0.00
Fire Extinguishers	Taxable	C	each	15.00	15.00	0.00	0.00
Solar panels (if available)	Taxable	C	per kg	11.00	12.00	1.00	9.09%
E-waste - Non NTCRS (residents)	Taxable	C	per m3	110.00	125.00	15.00	13.64
E-waste - Non NTCRS (non residents)	Taxable	C	per m3	115.00	130.00	15.00	13.04
Scrap metal (residents)	Taxable	C	per m3	100.00	100.00	0.00	0.00
Scrap metal (non residents)	Taxable	C	per m3	105.00	105.00	0.00	0.00
General waste (Banyule residents)	Taxable	C	per m3	95.00	125.00	30.00	31.58
General waste (Other residents)	Taxable	C	per m3	100.00	130.00	30.00	30.00
Green waste (Banyule residents)	Taxable	C	per m3	75.00	75.00	0.00	0.00
Green waste (Other residents)	Taxable	C	per m3	80.00	80.00	0.00	0.00
Account customers (municipal)	Taxable	C	per tonne	191.75	265.00	73.25	38.20
Motor cycle tyres	Taxable	C	each	10.00	10.00	0.00	0.00
Tractor tyres - Small	Taxable	C	each	70.00	75.00	5.00	7.14

Fees and Charges	GST Status	Fee type Council (C) or Statutory (S)	Proposed Budget 2021/22 Freq	Budget 2020/21 Fees & Charges	Proposed Budget 2021/22 Fees & Charges	Fee Increase / (Decrease) \$	Fee Increase / (Decrease) %
Tractor tyres - Large	Taxable	C	each	85.00	90.00	5.00	5.88
Small car tyres - with rim	Taxable	C	each	15.00	15.00	0.00	0.00
Small car tyres -without rim	Taxable	C	each	10.00	10.00	0.00	0.00
Large car/4WD tyres – with rim	Taxable	C	each	20.00	20.00	0.00	0.00
Large car/4WD tyres without rim	Taxable	C	each	15.00	15.00	0.00	0.00
Small track tyres	Taxable	C	each	25.00	25.00	0.00	0.00
Median track tyres	Taxable	C	each	35.00	35.00	0.00	0.00
Large track tyres	Taxable	C	each	55.00	55.00	0.00	0.00
Fridge	Taxable	C	each	30.00	35.00	5.00	16.67
Hot Water Service	Taxable	C	each	15.00	20.00	5.00	33.33
General/Rubble (min. Weighbridge charge) (min. 20kg)	Taxable	C	per tonne	N/A	295.00	N/A	N/A
Organic Waste (min. Weighbridge charge) (min. 20kg)	Taxable	C	per tonne	N/A	200.00	N/A	N/A
Replacement Weighbridge Card	Taxable	C	each	N/A	20.00	N/A	N/A
Kerbside Collections							
Hard Waste							
Additional hard waste collection (if available)	Taxable	C	per m3	130.00	130.00	0.00	0.00
Additional hard waste - mattresses (if available)	Taxable	C	per item	60.00	60.00	0.00	0.00

Fees and Charges	GST Status	Fee type Council (C) or Statutory (S)	Proposed Budget 2021/22 Freq	Budget 2020/21 Fees & Charges	Proposed Budget 2021/22 Fees & Charges	Fee Increase / (Decrease) \$	Fee Increase / (Decrease) %
Kerbside Waste Services							
Contaminated waste collection service	Taxable	C	per annum	N/A	1430.00	N/A	N/A
Large (or commercial) fridge degassing	Taxable	C	per item	N/A	95.00	N/A	N/A
80L Contaminated bin collection - construction waste	Taxable	C	per collection	N/A	165.00	N/A	N/A
120L MRG Contaminated bin collection - construction waste/other	Taxable	C	per collection	N/A	198.00	N/A	N/A
140L MRG Contaminated bin collection - construction waste/other	Taxable	C	per collection	N/A	242.00	N/A	N/A
240L MRG Contaminated bin collection - construction waster/other	Taxable	C	per collection	N/A	286.00	N/A	N/A
Asbestos contamination clean up	Taxable	C	per clean up	N/A	Cost Recovery + 25% Administration Cost	N/A	N/A
Commercial waste service	Taxable	C	240 litre	484.85	509.07	24.22	5.00
Commercial waste service with residence	Taxable	C	80 litre	231.65	254.35	22.7	9.80
Commercial waste service with residence	Taxable	C	120 litre	346.45	380.40	33.95	9.80
Downsizing kerbside bin	Exempt	C	per item	60.00	60.00	0.00	0.00

Fees and Charges	GST Status	Fee type Council (C) or Statutory (S)	Proposed Budget 2021/22 Freq	Budget 2020/21 Fees & Charges	Proposed Budget 2021/22 Fees & Charges	Fee Increase / (Decrease) \$	Fee Increase / (Decrease) %
Charge for larger residential bin	Exempt	C	120 litre	102.50	112.55	10.05	9.80
Charge for larger residential bin	Exempt	C	240 litre	461.25	506.45	45.20	9.8
Charge for larger green waste bin	Exempt	C	240 litre	90.65	92.20	1.55	1.70
Non rateable charge for residential bin	Exempt	C	80 litre	197.75	217.10	19.35	9.78
Non rateable charge for residential bin	Exempt	C	120 litre	319.95	351.30	31.35	9.80
Non rateable charge for residential bin	Exempt	C	240 litre	666.50	731.80	65.30	9.80
Non rateable charge for larger green waste bin	Exempt	C	240 litre	90.70	92.05	1.35	1.50
Non rateable waste only bin	Exempt	C	240 litre	383.90	441.50	57.60	15.00
Kerbside Waste Services (with special consideration)							
Commercial green waste service	Taxable	C	240 litre	202.95	206.00	3.05	1.50
Commercial recycle service	Taxable	C	240 litre	192.00	194.85	2.85	1.48
Additional service for residential bin	Exempt	C	80 litre	234.75	257.75	23.00	9.80
Additional service for residential bin	Exempt	C	120 litre	330.60	363.00	32.40	9.80
Additional service for residential bin	Exempt	C	240 litre	655.90	720.20	64.30	9.80
Additional service for green waste bin	Exempt	C	240 litre	181.30	184.00	2.70	1.50
Additional service for recycle bin	Exempt	C	240 litre	192.00	194.90	2.90	1.51

Fees and Charges	GST Status	Fee type Council (C) or Statutory (S)	Proposed Budget 2021/22 Freq	Budget 2020/21 Fees & Charges	Proposed Budget 2021/22 Fees & Charges	Fee Increase / (Decrease) \$	Fee Increase / (Decrease) %
Non rateable additional service for green waste bin	Exempt	C	240 litre	181.30	184.00	2.70	1.49
Non rateable charge for additional recycle bin	Exempt	C	240 litre	192.00	194.90	2.90	1.50
Parks & Gardens							
Fencing							
Half cost fencing	Taxable	C	each	Quote	Quote	N/A	N/A
Assets & Infrastructure (construction)							
Reinstatement							
Asphalt reinstatement - local roads	Exempt	C	per m2	255.00	255.00	0.00	0.00
Asphalt reinstatement - main roads	Exempt	C	per m2	450.00	450.00	0.00	0.00
NOTE: The above fees are Inclusive of 3 inspections. A \$120 fee will be charged per extra inspection.							
Footpath reinstatement	Exempt	C	per m2	240.00	240.00	0.00	0.00
Crossing reinstatement - Private	Exempt	C	per m2	305.00	305.00	0.00	0.00
Crossing reinstatement - Commercial	Exempt	C	per m2	350.00	350.00	0.00	0.00
Kerb & channel reinstatement - concrete	Exempt	C	per lin/metre	235.00	235.00	0.00	0.00
Kerb & channel reinstatement - dressed bluestone new materials	Exempt	C	per lin/metre	505.00	505.00	0.00	0.00
Kerb & channel reinstatement - dressed bluestone reuse materials	Exempt	C	per lin/metre	380.00	380.00	0.00	0.00

Fees and Charges	GST Status	Fee type Council (C) or Statutory (S)	Proposed Budget 2021/22 Freq	Budget 2020/21 Fees & Charges	Proposed Budget 2021/22 Fees & Charges	Fee Increase / (Decrease) \$	Fee Increase / (Decrease) %
Spoon drain - concrete	Exempt	C	per lin/metre	250.00	250.00	0.00	0.00
Spoon drain - bluestone	Exempt	C	per lin/metre	380.00	380.00	0.00	0.00
Nature strip reinstatement	Exempt	C	per m2	305.00	305.00	0.00	0.00
Traffic Control - TBA (local roads only)	Exempt	C	per day	108.00	109.62	1.62	1.50
Traffic Control - TBA (VIC ROADS)	Exempt	C	per day	315.00	315.00	0.00	0.00
NOTE: The above fees are Inclusive of 2 inspections. A \$120 fee will be charged per extra inspection.							
Permits							
Application Fee (For Road Opening Permits)	Exempt	C	each	108.00	109.62	1.62	1.50
Other							
Private works	Taxable	C	each	Quote	Quote	N/A	N/A
Occupation road pavement/protruding materials/cranes - per week	Exempt	C	per m2	12.50	12.50	0.00	0.00
Asset Protection Inspection Permit- (Frontage - One Block only) consists of 3 Inspections included (Prior commencement, Mid works and End of works Inspection)	Exempt	C	each	315.00	315.00	0.00	0.00

Fees and Charges	GST Status	Fee type Council (C) or Statutory (S)	Proposed Budget 2021/22 Freq	Budget 2020/21 Fees & Charges	Proposed Budget 2021/22 Fees & Charges	Fee Increase / (Decrease) \$	Fee Increase / (Decrease) %
Asset Protection Inspection Permit (For 2 block Dwellings) consists of 3 Inspections included (Prior commencement, Mid works and End of works Inspection)	Exempt	C	each	480.00	480.00	0.00	0.00
Additional Services (per call out plus phone calls) - STANDARD FEE (applies to 1 and 2 Blocks)	Exempt	C	each	120.00	120.00	0.00	0.00
2-5 unit development (Range 415-480)	Exempt	C	each	415-480	415-480	0.00	0.00
Between \$1,000,001 and \$2,500,000	Exempt	C	each	600-750	600-750	0.00	0.00
Between \$2,500,001 and \$5,000,000	Exempt	C	each	1,000-1,200	1,000-1,200	0.00	0.00
Between \$5,000,001 and \$7,500,000	Exempt	C	each	QUOTE DEPENDENT ON PLANS	QUOTE DEPENDENT ON PLANS	N/A	N/A
Between \$7,500,001 and \$10,000,000	Exempt	C	each	QUOTE DEPENDENT ON PLANS	QUOTE DEPENDENT ON PLANS	N/A	N/A
Between \$10,000,001 and \$15,000,000	Exempt	C	each	QUOTE DEPENDENT ON PLANS	QUOTE DEPENDENT ON PLANS	N/A	N/A

Fees and Charges	GST Status	Fee type Council (C) or Statutory (S)	Proposed Budget 2021/22 Freq	Budget 2020/21 Fees & Charges	Proposed Budget 2021/22 Fees & Charges	Fee Increase / (Decrease) \$	Fee Increase / (Decrease) %
Between \$15,000,001 and \$20,000,000	Exempt	C	each	QUOTE DEPENDENT ON PLANS	QUOTE DEPENDENT ON PLANS	N/A	N/A
Between \$20,000,001 and \$25,000,000	Exempt	C	each	QUOTE DEPENDENT ON PLANS	QUOTE DEPENDENT ON PLANS	N/A	N/A
Between \$25,000,001 and \$30,000,000	Exempt	C	each	QUOTE DEPENDENT ON PLANS	QUOTE DEPENDENT ON PLANS	N/A	N/A
Between \$30,000,001 and \$35,000,000	Exempt	C	each	QUOTE DEPENDENT ON PLANS	QUOTE DEPENDENT ON PLANS	N/A	N/A
Between \$35,000,001 and \$40,000,000	Exempt	C	each	QUOTE DEPENDENT ON PLANS	QUOTE DEPENDENT ON PLANS	N/A	N/A
Between \$40,000,001 and \$45,000,000	Exempt	C	each	QUOTE DEPENDENT ON PLANS	QUOTE DEPENDENT ON PLANS	N/A	N/A
Between \$45,000,001 and \$50,000,000	Exempt	C	each	QUOTE DEPENDENT ON PLANS	QUOTE DEPENDENT ON PLANS	N/A	N/A
\$50,000,001 plus	Exempt	C	each	N/A	QUOTE DEPENDENT ON PLANS	N/A	N/A
NOTE: The above fees are Inclusive of 2 inspections. A \$120 fee will be charged per extra inspection. Weekend Inspection \$400.00.							
NOTE: The value of a fee unit as issued by Vic Roads for 2021/2022 is \$14.81							
Works other than minor works (more than 8 sqm)							

Fees and Charges	GST Status	Fee type Council (C) or Statutory (S)	Proposed Budget 2021/22 Freq	Budget 2020/21 Fees & Charges	Proposed Budget 2021/22 Fees & Charges	Fee Increase / (Decrease) \$	Fee Increase / (Decrease) %
Works NOT conducted on, or on any part of, the roadway, shoulder or pathway							
Arterial road	Exempt	S	each	447.25	447.25	0.00	0.00
Municipal road on which speed limit is 50km or more	Exempt	S	each	348.05	348.05	0.00	0.00
Municipal road on which speed limit is less than 50km	Exempt	S	each	88.90	88.90	0.00	0.00
Works conducted on, or on any part of, the roadway, shoulder or pathway							
Arterial road	Exempt	S	each	639.80	639.80	0.00	0.00
Municipal road on which speed limit is 50km or more	Exempt	S	each	638.30	638.30	0.00	0.00
Municipal road on which speed limit is less than 50km	Exempt	S	each	348.05	348.05	0.00	0.00
Minor works (less than 8 sqm)							
Works conducted on, or on any part of, the roadway, shoulder or pathway							
Arterial road	Exempt	S	each	236.95	236.95	0.00	0.00
Municipal road on which speed limit is 50km or more	Exempt	S	each	236.95	236.95	0.00	0.00
Municipal road on which speed limit is less than 50km	Exempt	S	each	236.95	236.95	0.00	0.00
Works NOT conducted on, or on any part of, the roadway, shoulder or pathway							
Arterial road	Exempt	S	each	140.70	140.70	0.00	0.00
Municipal road on which speed limit is 50km or more	Exempt	S	each	88.90	88.90	0.00	0.00

Fees and Charges	GST Status	Fee type Council (C) or Statutory (S)	Proposed Budget 2021/22 Freq	Budget 2020/21 Fees & Charges	Proposed Budget 2021/22 Fees & Charges	Fee Increase / (Decrease) \$	Fee Increase / (Decrease) %
Municipal road on which speed limit is less than 50km	Exempt	S	each	88.90	88.90	0.00	0.00
Drainage tapping pipe/pit inspection (each) - Inclusive of 3 inspections + \$120 per extra inspection	Exempt	C	each	305.00	311.00	6.00	1.97
Development & Drainage							
Development & Drainage Engineering							
Applications and Assessments							
Stormwater Legal point of discharge applications	Exempt	S	per application	144.70	144.70	0.00	0.00
Application to construct over a drainage	Taxable	C	per application	270.00	274.05	4.05	1.50
Determination of applicable flood level	Exempt	S	per application	290.50	294.86	4.36	1.50
Assessment of Engineering Plans as part of Planning Permits - Up to 2 units	Taxable	C	per application	185.00	187.77	2.77	1.50
Assessment of Engineering Plans as part of Planning Permits - 3 to 5 units	Taxable	C	per application	489.25	496.59	7.34	1.50
Assessment of Engineering Plans as part of Planning Permits - 6 to 10 units	Taxable	C	per application	680.00	690.20	10.20	1.50

Fees and Charges	GST Status	Fee type Council (C) or Statutory (S)	Proposed Budget 2021/22 Freq	Budget 2020/21 Fees & Charges	Proposed Budget 2021/22 Fees & Charges	Fee Increase / (Decrease) \$	Fee Increase / (Decrease) %
Assessment of Engineering Plans as part of Planning Permits - 11 to 20 units	Taxable	C	per application	875.00	888.12	13.12	1.50
Assessment of Engineering Plans as part of Planning Permits - Over 20 units	Taxable	C	per application	1,065.00	1,080.97	15.97	1.50
Assessment of Engineering Plans as part of Planning Permits - All Industrial / Mixed Use & Commercial Developments	Taxable	C	per application	680.00	690.20	10.20	1.50
Assessment of Engineering Plans as part of Planning Permits - Subdivisions	Exempt	C	per application	0.75% of works	0.75% of works	0.00	0.00
Plan check (engineering component of planning application)	Exempt	C	per application	Quote	Quote	N/A	N/A
Asset Plan Search	Exempt	C	per request	105.00	106.57	1.57	1.50
* If a land survey is required the above charge will be higher, based on the hourly rate for survey.							

Fees and Charges	GST Status	Fee type Council (C) or Statutory (S)	Proposed Budget 2021/22 Freq	Budget 2020/21 Fees & Charges	Proposed Budget 2021/22 Fees & Charges	Fee Increase / (Decrease) \$	Fee Increase / (Decrease) %
Community Programs							
Leisure, Recreation & Culture Services							
The Centre Ivanhoe – Great Hall Charges							
Monday – Thursday only. Friday. Saturday & Sunday price on application on 03 9490 4300							
School and Community Groups - Up to 8hr hire - theatre style seating	Taxable	C	per day	2,770.00	2,770.00	0.00	0.00
Corporate - Exhibition - Room Hire only (up to 8 hours hire)	Taxable	C	per day	3,490.00	3,559.00	69.00	1.98
Corporate - Up to 8hr hire - theatre style seating	Taxable	C	per day	3,490.00	3,559.00	69.00	1.98
Other Rooms							
Streeton Room - Rental 9.00am to 5.00pm or 5.00pm to 11.00pm	Taxable	C	per day	1,680.00	1,680.00	0.00	0.00
McCubbin Room - Rental 9.00am to 5.00pm or 5.00pm to 11.00pm	Taxable	C	per day	1,085.00	1,085.00	0.00	0.00
Conder Room - Rental 9.00am to 5.00pm or 5.00pm to 11.00pm	Taxable	C	per day	860.00	860.00	0.00	0.00
Withers Room - Rental 9.00am to 5.00pm or 5.00pm to 11.00pm	Taxable	C	per day	810.00	810.00	0.00	0.00
Ivanhoe Golf Course							
Concession Fee							
Junior 9 holes	Taxable	C	9 holes	14.00	14.50	0.50	3.57
Junior 18 holes	Taxable	C	18 holes	18.00	18.50	0.50	2.78

Fees and Charges	GST Status	Fee type Council (C) or Statutory (S)	Proposed Budget 2021/22 Freq	Budget 2020/21 Fees & Charges	Proposed Budget 2021/22 Fees & Charges	Fee Increase / (Decrease) \$	Fee Increase / (Decrease) %
Pensioners 9 holes	Taxable	C	9 holes	20.50	21.00	0.50	2.44
Pensioner 18 holes	Taxable	C	18 holes	25.00	25.50	0.50	2.00
12 month pensioner 5 day membership	Taxable	C	18 holes	669.00	679.00	10.00	1.49
Senior 9 holes	Taxable	C	9 holes	22.50	23.00	0.50	2.22
Senior 18 holes	Taxable	C	18 holes	28.00	28.50	0.50	1.79
12 month senior 5 day membership	Taxable	C	18 holes	769.00	779.00	10.00	1.30
Students (under 21) weekdays	Taxable	C	18 holes	26.00	26.50	0.50	1.92
12 month afternoon off peak 5 day membership	Taxable	C	18 holes	549.00	559.00	35.00	1.80
Twilight 4 month membership (available between Oct-Feb)	Taxable	C	18 holes	399.00	399.00	0.00	0.00
Full Fee							
Adult 9 holes	Taxable	C	9 holes	25.00	25.50	0.50	2.00
Adult 9 holes weekends	Taxable	C	9 holes	26.00	26.50	0.50	1.92
Adult 18 holes	Taxable	C	18 holes	34.00	34.50	0.50	1.47
Adult 18 holes weekends	Taxable	C	18 holes	35.00	35.50	0.50	1.43
12 month 7 day membership	Taxable	C	18 holes	1,339.00	1,359.00	20.00	1.49
12 month 5 day membership	Taxable	C	18 holes	979.00	995.00	16.00	1.63
12 month 7 day membership - Direct debit (per week)	Taxable	C	18 holes	29.20	29.65	0.45	1.54

Fees and Charges	GST Status	Fee type Council (C) or Statutory (S)	Proposed Budget 2021/22 Freq	Budget 2020/21 Fees & Charges	Proposed Budget 2021/22 Fees & Charges	Fee Increase / (Decrease) \$	Fee Increase / (Decrease) %
Seasonal Sporting Clubs Usage							
Ground Hire Charges							
A Grade Summer (per team)	Taxable	C	per term	618.00	618.00	0.00	0.00
A Grade Winter (per team)	Taxable	C	per term	1,215.00	1,215.00	0.00	0.00
B Grade Summer (per team)	Taxable	C	per term	518.00	518.00	0.00	0.00
B Grade Winter (per team)	Taxable	C	per term	1,095.00	1,095.00	0.00	0.00
C Grade Summer (per team)	Taxable	C	per term	425.00	425.00	0.00	0.00
C Grade Winter (per team)	Taxable	C	per term	1020.00	1020.00	0.00	0.00
D Grade Summer (per team)	Taxable	C	per term	335.00	335.00	0.00	0.00
D Grade Winter (per team)	Taxable	C	per term	925.00	925.00	0.00	0.00
A Grade Summer (per team) - Women and Veteran A Grade Summer (per team) - Junior	Taxable	C	per term	309.00	309.00	0.00	0.00
A Grade Winter (per team) - Women and veteran	Taxable	C	per term	607.50	607.50	0.00	0.00
B Grade Summer (per team) - Women and veteran	Taxable	C	per term	259.00	259.00	0.00	0.00
B Grade Winter (per team) - Women and veteran	Taxable	C	per term	547.50	547.50	0.00	0.00
C Grade Summer (per team) - Women and veteran	Taxable	C	per term	212.50	212.50	0.00	0.00

Fees and Charges	GST Status	Fee type Council (C) or Statutory (S)	Proposed Budget 2021/22 Freq	Budget 2020/21 Fees & Charges	Proposed Budget 2021/22 Fees & Charges	Fee Increase / (Decrease) \$	Fee Increase / (Decrease) %
C Grade Winter (per team) - Women and veteran	Taxable	C	per term	510.00	510.00	0.00	0.00
D Grade Summer (per team) - Women and veteran	Taxable	C	per term	167.50	167.50	0.00	0.00
D Grade Winter (per team) - Women and veteran	Taxable	C	per term	462.50	462.50	0.00	0.00
A Grade Summer (per team) - Junior	Taxable	C	per term	61.80	61.80	0.00	0.00
A Grade Winter (per team) - Junior	Taxable	C	per term	121.50	121.50	0.00	0.00
B Grade Summer (per team) - Junior	Taxable	C	per term	51.80	51.80	0.00	0.00
B Grade Winter (per team) - Junior	Taxable	C	per term	109.50	109.50	0.00	0.00
C Grade Summer (per team) - Junior	Taxable	C	per term	42.50	42.50	0.00	0.00
C Grade Winter (per team) - Junior	Taxable	C	per term	102.00	102.00	0.00	0.00
D Grade Summer (per team) - Junior	Taxable	C	per term	33.50	33.50	0.00	0.00
D Grade Winter (per team) - Junior	Taxable	C	per term	92.50	92.50	0.00	0.00
Note: The above charges have been reduced by 50% for women and veteran teams and 90% for junior teams.							
Pavilion Hire Charges							
A Grade Winter Full Use	Taxable	C	per pavilion	1,310.15	1,310.15	0.00	0.00
B Grade Winter Full Use	Taxable	C	per pavilion	1,015.00	1,015.00	0.00	0.00

Fees and Charges	GST Status	Fee type Council (C) or Statutory (S)	Proposed Budget 2021/22 Freq	Budget 2020/21 Fees & Charges	Proposed Budget 2021/22 Fees & Charges	Fee Increase / (Decrease) \$	Fee Increase / (Decrease) %
C Grade Winter Full Use	Taxable	C	per pavilion	730.00	730.00	0.00	0.00
D Grade Winter Full Use	Taxable	C	per pavilion	467.00	467.00	0.00	0.00
A Grade Summer Full Use	Taxable	C	per pavilion	1,310.00	1,310.00	0.00	0.00
B Grade Summer Full Use	Taxable	C	per pavilion	1,015.00	1,015.00	0.00	0.00
C Grade Summer Full Use	Taxable	C	per pavilion	730.00	730.00	0.00	0.00
D Grade Summer Full Use	Taxable	C	per pavilion	465.00	465.00	0.00	0.00
A Grade Winter Shared Use	Taxable	C	per pavilion	658.00	658.00	0.00	0.00
B Grade Winter Shared Use	Taxable	C	per pavilion	507.00	507.00	0.00	0.00
C Grade Winter Shared Use	Taxable	C	per pavilion	367.00	367.00	0.00	0.00
D Grade Winter Shared Use	Taxable	C	per pavilion	237.00	237.00	0.00	0.00
A Grade Summer Shared Use	Taxable	C	per pavilion	657.00	657.00	0.00	0.00
B Grade Summer Shared Use	Taxable	C	per pavilion	507.00	507.00	0.00	0.00
C Grade Summer Shared Use	Taxable	C	per pavilion	368.00	368.00	0.00	0.00
D Grade Summer Shared Use	Taxable	C	per pavilion	237.00	237.00	0.00	0.00
Other							
Turf wicket	Taxable	C	per ground	3,345.00	3,345.00	0.00	0.00
Commercial - 12 Month Fee	Taxable	C	per ground	4,040.00	4,040.00	0.00	0.00
Casual hire charges – ovals	Taxable	C	per booking	245.00	245.00	0.00	0.00

Fees and Charges	GST Status	Fee type Council (C) or Statutory (S)	Proposed Budget 2021/22 Freq	Budget 2020/21 Fees & Charges	Proposed Budget 2021/22 Fees & Charges	Fee Increase / (Decrease) \$	Fee Increase / (Decrease) %
Ivanhoe Aquatic Banyule							
Administration							
Joining fee	Taxable	C	one off	79.00	80.20	1.20	1.52
Suspension - 7 days	Taxable	C	per week	5.00	5.10	0.10	2.00
Aquatic Package							
12 months	Taxable	C	per annum	646.50	656.20	9.70	1.50
12 months - concession	Taxable	C	per annum	452.50	459.30	6.80	1.50
Direct debit	Taxable	C	per fortnight	24.95	25.30	0.35	1.40
Direct debit - concession	Taxable	C	per fortnight	17.45	17.70	0.25	1.43
Casual							
Swim/Spa/Sauna - family	Taxable	C	per visit	17.70	18.00	0.30	1.69
Swim/Spa/Sauna	Taxable	C	per visit	6.90	7.00	0.10	1.45
Swim/Spa/Sauna - concession	Taxable	C	per visit	4.90	5.00	0.10	2.04
Child swim	Taxable	C	per visit	4.10	4.20	0.10	2.44
Group fitness - Boomers	Taxable	C	per visit	7.30	7.40	0.10	1.37
Group fitness/Gym pass	Taxable	C	per visit	18.00	18.30	0.30	1.67
Group fitness/Gym pass - concession	Taxable	C	per visit	12.70	12.90	0.20	1.57
Personal Training							

Fees and Charges	GST Status	Fee type Council (C) or Statutory (S)	Proposed Budget 2021/22 Freq	Budget 2020/21 Fees & Charges	Proposed Budget 2021/22 Fees & Charges	Fee Increase / (Decrease) \$	Fee Increase / (Decrease) %
Introduction - 3 pack	Taxable	C	per 3 visits	99.00	100.50	1.50	1.52
Casual 1:1 30 minutes	Taxable	C	per session	50.95	51.70	0.75	1.47
Casual 1:1 60 minutes	Taxable	C	per session	81.50	82.70	1.20	1.47
Results pack 1:1 30 minutes (10 sessions)	Taxable	C	per multi pass	458.30	465.20	6.90	1.51
Results pack 1:1 30 minutes (10 sessions) - non member	Taxable	C	per multi pass	509.25	516.90	7.65	1.50
Results pack 1:1 60 minutes (10 sessions)	Taxable	C	per multi pass	733.30	744.30	11.00	1.50
Results pack 1:1 60 minutes (10 sessions) - non member	Taxable	C	per multi pass	814.80	827.00	12.20	1.50
Casual 2:1 30 minutes	Taxable	C	per person	38.20	38.80	0.60	1.57
Casual 2:1 60 minutes	Taxable	C	per person	61.10	62.00	0.90	1.47
Complete Package							
Travel pass - 7 days	Taxable	C	per week	29.10	29.60	0.50	1.72
12 months	Taxable	C	per annum	1,173.40	1,191.00	17.60	1.50
12 months - concession	Taxable	C	per annum	821.40	833.70	12.30	1.50
1 month - Boomers	Taxable	C	1 month	68.00	69.00	1.00	1.47
3 month - Boomers	Taxable	C	3 months	194.00	196.90	2.90	1.49
6 month - Boomers	Taxable	C	6 months	369.60	375.20	5.60	1.52
12 months - PHIT/Boomers	Taxable	C	per annum	704.00	714.60	10.60	1.51

Fees and Charges	GST Status	Fee type Council (C) or Statutory (S)	Proposed Budget 2021/22 Freq	Budget 2020/21 Fees & Charges	Proposed Budget 2021/22 Fees & Charges	Fee Increase / (Decrease) \$	Fee Increase / (Decrease) %
Direct debit	Taxable	C	per fortnight	45.10	45.80	0.70	1.55
Direct debit - concession	Taxable	C	per fortnight	31.60	32.10	0.50	1.58
Direct debit - PHIT/Boomers	Taxable	C	per fortnight	27.10	27.50	0.40	1.48
Banyule City Council staff - 12 months	Taxable	C	per year	586.70	595.50	8.80	1.50
Banyule City Council staff - payroll	Taxable	C	per fortnight	22.60	23.00	0.40	1.77
New beginnings 30	Taxable	C	per week	62.85	63.80	0.95	1.51
New beginnings 60	Taxable	C	per week	90.20	91.60	1.40	1.55
Programs							
School groups instructor (45 mins session)	GST free	C	per lesson	41.00	41.60	0.60	1.46
Learn to swim standard - direct debit	GST free	C	per fortnight	29.70	30.20	0.50	1.68
Learn to swim standard - direct debit - concession	GST free	C	per fortnight	26.75	27.20	0.45	1.68
Learn to swim pre-school - direct debit	GST free	C	per fortnight	36.90	37.50	0.60	1.63
Learn to swim pre-school - direct debit - concession	GST free	C	per fortnight	35.20	35.80	0.60	1.70
Learn to swim standard	GST free	C	per lesson	17.10	17.40	0.30	1.75

Fees and Charges	GST Status	Fee type Council (C) or Statutory (S)	Proposed Budget 2021/22 Freq	Budget 2020/21 Fees & Charges	Proposed Budget 2021/22 Fees & Charges	Fee Increase / (Decrease) \$	Fee Increase / (Decrease) %
Learn to swim standard - concession	GST free	C	per lesson	15.40	15.70	0.30	1.95
Learn to swim pre-school	GST free	C	per lesson	21.20	21.50	0.30	1.42
Learn to swim pre-school - concession	GST free	C	per lesson	19.10	19.40	0.30	1.57
Learn to swim adult - casual	GST free	C	per lesson	25.00	25.40	0.40	1.60
Learn to swim adult - casual - concession	GST free	C	per lesson	22.50	22.90	0.40	1.78
Specialised swimming	GST free	C	per lesson	22.10	22.50	0.40	1.81
Private swim lessons (1-4 people)	GST free	C	per lesson	45.85	46.60	0.75	1.64
Stroke correction - member	GST free	C	per lesson	10.00	10.20	0.20	2.00
Stroke correction - non member	GST free	C	per lesson	17.10	17.40	0.30	1.75
Swim carnival entry	GST free	C	per visit	13.00	13.20	0.20	1.54
Swim carnival - extra event	GST free	C	per visit	3.30	3.40	0.10	3.03
Holiday program (Activity)	Taxable	C	per person	19.60	19.90	0.30	1.53
Multi Pass							
Swim/Spa/Sauna 20 pass	Taxable	C	per multi pass	124.20	126.10	1.90	1.53

Fees and Charges	GST Status	Fee type Council (C) or Statutory (S)	Proposed Budget 2021/22 Freq	Budget 2020/21 Fees & Charges	Proposed Budget 2021/22 Fees & Charges	Fee Increase / (Decrease) \$	Fee Increase / (Decrease) %
Swim/Spa/Sauna 20 pass - concession	Taxable	C	per multi pass	88.20	89.50	1.30	1.47
Child swim 10 pass	Taxable	C	per multi pass	36.90	37.50	0.60	1.63
Complete package 20 pass	Taxable	C	per multi pass	324.00	328.90	4.90	1.51
Complete package 20 pass - concession	Taxable	C	per multi pass	228.60	232.10	3.5	1.53
Child Minding							
Crèche casual 1 child - 90 min	Taxable	C	per session	10.60	10.80	0.20	1.89
Crèche 10 pass 1 child	Taxable	C	per multi pass	95.50	97.00	1.50	1.57
Crèche 20 pass 1 child	Taxable	C	per multi pass	190.95	193.80	2.85	1.49
Occasional care casual 1 child	Taxable	C	per session	22.60	23.00	0.40	1.77
Occasional care casual 2 children	Taxable	C	per session	28.30	28.70	0.40	1.41
Occasional care 10 pass 1 child	Taxable	C	per multi pass	203.40	206.50	3.10	1.52
Occasional care 20 pass 1 child	Taxable	C	per multi pass	406.75	412.90	6.15	1.51
Other							
Room hire	Taxable	C	various	Quote	Quote	N/A	N/A
Birthday parties (1-19 children)	Taxable	C	per person	16.50	16.80	0.30	1.82
Birthday parties (20+ children)	Taxable	C	per person	13.30	13.50	0.20	1.50

Fees and Charges	GST Status	Fee type Council (C) or Statutory (S)	Proposed Budget 2021/22 Freq	Budget 2020/21 Fees & Charges	Proposed Budget 2021/22 Fees & Charges	Fee Increase / (Decrease) \$	Fee Increase / (Decrease) %
Inflatable	Taxable	C	per booking	139.00	141.10	2.10	1.51
Lane hire regular fee	Taxable	C	per hour	30.00	30.50	0.50	1.67
Lane hire casual fee	Taxable	C	per hour	40.65	41.30	0.65	1.60
Small Studio hire	Taxable	C	per hour	36.00	36.60	0.60	1.67
Large Studio hire	Taxable	C	per hour	67.00	68.00	1.00	1.49
Halls for Hire – Private/Community							
Grace Park, Greensborough Senior Citizens, Ivanhoe Senior Citizens, Macleod Community Hall, Warringal Senior Citizens, Watsonia Community Hall, Briar Hill Community Hall & Old Shire Offices.							
Bond on all above	GST N/A	C	per booking	300.00	300.00	0.00	0.00
Private Groups - regular	Taxable	C	per hour	34.00	34.00	0.00	0.00
Private Groups - casual	Taxable	C	per hour	42.50	42.50	0.00	0.00
Senior citizens utilities charge	Taxable	C	per hour	4.50	4.50	0.00	0.00
Community Groups - regular	Taxable	C	per hour	27.00	27.00	0.00	0.00
Community Groups - casual	Taxable	C	per hour	34.50	34.50	0.00	0.00
Bundoora & Petrie Park Community Hall							
Bond on all above	GST N/A	C	per booking	300.00	300.00	0.00	0.00
Private Groups - regular	Taxable	C	per hour	41.90	41.90	0.00	0.00
Private Groups - casual	Taxable	C	per hour	49.00	49.00	0.00	0.00

Fees and Charges	GST Status	Fee type Council (C) or Statutory (S)	Proposed Budget 2021/22 Freq	Budget 2020/21 Fees & Charges	Proposed Budget 2021/22 Fees & Charges	Fee Increase / (Decrease) \$	Fee Increase / (Decrease) %
Senior citizens utilities charge	Taxable	C	per hour	4.50	4.50	0.00	0.00
Community Groups - regular	Taxable	C	per hour	32.00	32.00	0.00	0.00
Community Groups - casual	Taxable	C	per hour	41.90	41.90	0.00	0.00
Hawdon Street – Meeting Room & Macorna Street Community Centre							
Bond on all above	GST N/A	C	per booking	300.00	300.00	0.00	0.00
Private Groups - regular	Taxable	C	per hour	18.00	18.00	0.00	0.00
Private Groups - casual	Taxable	C	per hour	21.00	21.00	0.00	0.00
Community Groups - regular	Taxable	C	per hour	15.00	15.00	0.00	0.00
Community Groups - casual	Taxable	C	per hour	18.00	18.00	0.00	0.00
Halls for Hire - Functions							
Macleod Community Hall, Lower Plenty & Warringal Senior Citizens							
Functions – bond on all above	GST N/A	C	per booking	500.00	500.00	0.00	0.00
Friday, Saturday & Sunday - private functions (7 hours between 5pm and 1am)	Taxable	C	per booking	495.00	495.00	0.00	0.00
Friday, Saturday & Sunday - private functions (4 hrs)	Taxable	C	per booking	309.00	309.00	0.00	0.00
Setup fee	Taxable	C	per hour	60.00	60.00	0.00	0.00
Old Shire Office							

Fees and Charges	GST Status	Fee type Council (C) or Statutory (S)	Proposed Budget 2021/22 Freq	Budget 2020/21 Fees & Charges	Proposed Budget 2021/22 Fees & Charges	Fee Increase / (Decrease) \$	Fee Increase / (Decrease) %
Functions – bond on all above	GST N/A	C	per booking	500.00	500.00	0.00	0.00
Friday, Saturday & Sunday - private functions (7 hours between 5pm and 1am)	Taxable	C	per booking	540.00	540.00	0.00	0.00
Friday, Saturday & Sunday - private functions (4 hrs)	Taxable	C	per booking	319.00	319.00	0.00	0.00
Setup fee	Taxable	C	per hour	60.00	60.00	0.00	0.00
Bundoora & Petrie Park Community Hall							
Functions – bond on all above	GST N/A	C	per booking	500.00	500.00	0.00	0.00
Friday, Saturday & Sunday - private functions (7 hours between 5pm and 1am)	Taxable	C	per booking	720.00	720.00	0.00	0.00
Friday, Saturday & Sunday - private functions (4 hrs)	Taxable	C	per booking	420.00	420.00	0.00	0.00
Setup fee	Taxable	C	per hour	60.00	60.00	0.00	0.00
Rotunda Hire							
Heidelberg Park or Greensborough War Memorial – 3 hours	Taxable	C	per booking	195.00	195.00	0.00	0.00
Olympic Leisure Centre							
Administration							
Joining fee	Taxable	C	one off	49.00	49.70	0.70	1.43

Fees and Charges	GST Status	Fee type Council (C) or Statutory (S)	Proposed Budget 2021/22 Freq	Budget 2020/21 Fees & Charges	Proposed Budget 2021/22 Fees & Charges	Fee Increase / (Decrease) \$	Fee Increase / (Decrease) %
Suspension - 7 days	Taxable	C	per week	5.00	5.10	0.10	2.00
Complete Package							
Banyule City Council staff - 12 months	Taxable	C	per year	416.00	422.20	6.20	1.49
Banyule City Council staff - payroll	Taxable	C	per fortnight	16.00	16.20	0.20	1.25
3 months	Taxable	C	3 months	236.20	239.70	3.50	1.48
6 months	Taxable	C	6 months	449.80	456.50	6.70	1.49
12 months	Taxable	C	per annum	856.90	869.80	12.90	1.51
3 months - concession	Taxable	C	3 months	157.55	159.90	2.35	1.49
6 months - concession	Taxable	C	6 months	315.00	319.70	4.70	1.49
12 months - concession	Taxable	C	per annum	599.80	608.80	9.00	1.50
1 month - Boomers	Taxable	C	1 month	45.50	46.20	0.70	1.54
3 month - Boomers	Taxable	C	3 months	130.00	132.00	2.00	1.54
6 month - Boomers	Taxable	C	6 months	247.40	251.10	3.70	1.50
12 months - Boomer/PHIT	Taxable	C	per annum	471.30	478.40	7.10	1.51
Direct debit	Taxable	C	per fortnight	33.00	33.50	0.50	1.52
Direct debit - concession	Taxable	C	per fortnight	23.10	23.40	0.30	1.30
Direct debit - Boomers/PHIT	Taxable	C	per fortnight	18.25	18.50	0.25	1.37

Fees and Charges	GST Status	Fee type Council (C) or Statutory (S)	Proposed Budget 2021/22 Freq	Budget 2020/21 Fees & Charges	Proposed Budget 2021/22 Fees & Charges	Fee Increase / (Decrease) \$	Fee Increase / (Decrease) %
Casual							
Swim/Spa/Sauna	Taxable	C	per visit	4.85	4.90	0.05	1.03
Swim/Spa/Sauna - concession	Taxable	C	per visit	3.40	3.50	0.10	2.94
Swim/Spa/Sauna - family	Taxable	C	per visit	12.55	12.70	0.15	1.20
Child Swim	Taxable	C	per visit	2.90	2.90	0.00	0.00
Group fitness pass	Taxable	C	per visit	10.90	11.10	0.20	1.83
Group fitness pass - concession	Taxable	C	per visit	7.65	7.80	0.15	1.96
Gym pass	Taxable	C	per visit	15.40	15.60	0.20	1.30
Gym pass - concession	Taxable	C	per visit	10.80	11.00	0.20	1.85
Group fitness pass - Boomers	Taxable	C	per visit	6.80	6.90	0.10	1.47
Personal Training							
Introduction - 3 pack	Taxable	C	per multi pass	99.00	100.50	1.50	1.52
Results pack 1:1 30 minutes (10 sessions)	Taxable	C	per multi pass	458.30	465.20	6.90	1.51
Results pack 1:1 30 minutes (10 sessions) - non member	Taxable	C	per multi pass	509.25	516.90	7.65	1.50
Results pack 1:1 60 minutes (10 sessions)	Taxable	C	per multi pass	733.30	744.30	11.00	1.50
Results pack 1:1 60 minutes (10 sessions) - non member	Taxable	C	per multi pass	814.80	827.00	12.20	1.50
1:1 30 minutes - direct debit	Taxable	C	per session	62.85	63.80	0.95	1.51

Fees and Charges	GST Status	Fee type Council (C) or Statutory (S)	Proposed Budget 2021/22 Freq	Budget 2020/21 Fees & Charges	Proposed Budget 2021/22 Fees & Charges	Fee Increase / (Decrease) \$	Fee Increase / (Decrease) %
1:1 60 minutes - direct debit	Taxable	C	per session	90.20	91.60	1.40	1.55
Programs							
Lane hire regular fee	Taxable	C	per hour	18.35	18.60	0.25	1.36
Lane hire casual fee	Taxable	C	per hour	24.50	24.90	0.40	1.63
Learn to swim standard - direct debit	GST free	C	per fortnight	21.30	21.60	0.30	1.41
Learn to swim pre-school - direct debit	GST free	C	per fortnight	26.55	26.90	0.35	1.32
Learn to Swim standard	GST free	C	per lesson	12.25	12.40	0.15	1.22
Learn to Swim standard - concession	GST free	C	per lesson	11.00	11.20	0.20	1.82
Learn to swim pre-school	GST free	C	per lesson	15.25	15.50	0.25	1.64
Learn to swim pre-school - concession	GST free	C	per lesson	11.45	11.60	0.15	1.31
Learn to swim adult - casual	GST free	C	per lesson	11.45	11.60	0.15	1.31
Learn to swim adult - casual - concession	GST free	C	per lesson	17.75	18.00	0.25	1.41
Specialised swimming	GST free	C	per lesson	22.05	22.40	0.35	1.59
Private swim lessons (1-4 people)	GST free	C	per lesson	44.50	45.20	0.70	1.57
School groups instructor (45 mins session)	GST free	C	per lesson	41.00	41.60	0.60	1.46

Fees and Charges	GST Status	Fee type Council (C) or Statutory (S)	Proposed Budget 2021/22 Freq	Budget 2020/21 Fees & Charges	Proposed Budget 2021/22 Fees & Charges	Fee Increase / (Decrease) \$	Fee Increase / (Decrease) %
Multi Pass							
Complete package 20 pass	Taxable	C	per multi pass	270.00	274.10	4.10	1.52
Complete package 20 pass - concession	Taxable	C	per multi pass	142.20	144.30	2.10	1.48
Boomers group fitness 10 pass	Taxable	C	per multi pass	63.00	63.90	0.90	1.43
Swim/Spa/Sauna 20 pass	Taxable	C	per multi pass	90.00	91.40	1.40	1.56
Swim/Spa/Sauna 20 pass - concession	Taxable	C	per multi pass	63.00	63.90	0.9	1.43
Facility Hire							
Single court - indoor peak	Taxable	C	per hour	45.20	45.90	0.70	1.55
Single court - indoor off peak	Taxable	C	per hour	33.90	34.40	0.50	1.47
Badminton court	Taxable	C	per hour	21.20	21.50	0.30	1.42
Multipurpose room hire	Taxable	C	various	Quote	Quote	N/A	N/A
Banyule Netball Stadium							
Facility Hire							
Upper room hire - community program	Taxable	C	per hour	39.55	40.20	0.65	1.64
Upper room hire - regular (10+ weeks)	Taxable	C	per hour	44.35	45.00	0.65	1.47
Upper room hire - casual	Taxable	C	per hour	48.25	49.00	0.75	1.55

Fees and Charges	GST Status	Fee type Council (C) or Statutory (S)	Proposed Budget 2021/22 Freq	Budget 2020/21 Fees & Charges	Proposed Budget 2021/22 Fees & Charges	Fee Increase / (Decrease) \$	Fee Increase / (Decrease) %
Lower room hire - community program	Taxable	C	per hour	27.80	28.20	0.40	1.44
Lower room hire - regular (10+ weeks)	Taxable	C	per hour	34.00	34.50	0.50	1.47
Lower room hire - casual	Taxable	C	per hour	39.80	40.40	0.60	1.51
Mezzanine room hire - community program	Taxable	C	per hour	32.90	33.40	0.50	1.52
Mezzanine room hire - regular (10+ weeks)	Taxable	C	per hour	39.80	40.40	0.60	1.51
Mezzanine room hire - casual	Taxable	C	per hour	44.80	45.50	0.70	1.56
Single indoor court - casual user	Taxable	C	per hour	60.25	61.20	0.95	1.58
Single indoor court - off peak (10am-3pm Monday-Friday)	Taxable	C	per hour	42.25	42.90	0.65	1.54
Single indoor court - regular user (10+ weeks)	Taxable	C	per hour	51.25	52.00	0.75	1.46
Single outdoor court - casual user	Taxable	C	per hour	25.55	26.00	0.45	1.76
Single outdoor court - regular user (10+ weeks)	Taxable	C	per hour	30.10	30.60	0.50	1.66
Programs							
Group fitness class	Taxable	C	per hour	11.40	11.60	0.20	1.75
WaterMarc							
Administration							
Joining fee	Taxable	C	once	199.00	199.00	0.00	0.00

Fees and Charges	GST Status	Fee type Council (C) or Statutory (S)	Proposed Budget 2021/22 Freq	Budget 2020/21 Fees & Charges	Proposed Budget 2021/22 Fees & Charges	Fee Increase / (Decrease) \$	Fee Increase / (Decrease) %
Full Access							
12 month membership paid in full	Taxable	C	per annum	1,350.00	1,390.50	40.50	3.00
12 month membership paid in full - concession	Taxable	C	per annum	1,055.00	1,090.00	35.00	3.32
12 month membership (weekly direct debit)	Taxable	C	per week	28.10	28.10	0.00	0.00
12 month 'no commitment' membership (weekly direct debit)	Taxable	C	per week	31.30	31.30	0.00	0.00
12 month membership (weekly direct debit) - concession	Taxable	C	per week	22.40	22.50	0.10	0.45
12 month 'no commitment' membership (weekly direct debit) - concession	Taxable	C	per week	25.20	25.20	0.00	0.00
Senior - 12 month membership (weekly direct debit)	Taxable	C	per week	14.40	14.90	0.50	3.47
Senior - 12 month 'no commitment' membership (weekly direct debit)	Taxable	C	per week	15.95	16.50	0.55	3.45
Senior - 12 month membership paid in full	Taxable	C	per annum	759.00	782.00	23.00	3.03
Teen - 12 month membership (weekly direct debit)	Taxable	C	per week	14.40	14.90	0.50	3.47
Teen - 12 month 'no commitment' membership (weekly direct debit)	Taxable	C	per week	15.50	15.95	0.45	2.90

Fees and Charges	GST Status	Fee type Council (C) or Statutory (S)	Proposed Budget 2021/22 Freq	Budget 2020/21 Fees & Charges	Proposed Budget 2021/22 Fees & Charges	Fee Increase / (Decrease) \$	Fee Increase / (Decrease) %
Teen - 12 month membership paid in full	Taxable	C	per annum	759.00	782.00	23.00	3.03
Partner Health (minimum 10 people) - 12 month membership (weekly direct debit)	Taxable	C	per week	23.20	23.90	0.70	3.02
Family (minimum 2 people) - 12 month membership (weekly direct debit)	Taxable	C	per person	25.00	25.30	0.30	1.20
Family (minimum 2 people) - 12 month 'no commitment' membership (weekly direct debit)	Taxable	C	per person	28.10	28.10	0.00	0.00
Aquatic Access							
12 month membership paid in full	Taxable	C	per annum	737.50	759.70	22.20	3.01
12 month membership paid in full - concession	Taxable	C	per annum	590.20	607.90	17.70	3.00
12 month membership (weekly direct debit)	Taxable	C	per week	14.90	15.30	0.40	2.68
12 month 'no commitment' membership (weekly direct debit)	Taxable	C	per week	16.50	16.95	0.45	2.73
12 month membership (weekly direct debit) - concession	Taxable	C	per week	11.95	12.30	0.35	2.93
12 month 'no commitment' membership (weekly direct debit) - concession	Taxable	C	per week	13.20	13.70	0.50	3.79
Casual Aquatic							
Pool - adult	Taxable	C	per visit	8.00	8.30	0.30	3.75

Fees and Charges	GST Status	Fee type Council (C) or Statutory (S)	Proposed Budget 2021/22 Freq	Budget 2020/21 Fees & Charges	Proposed Budget 2021/22 Fees & Charges	Fee Increase / (Decrease) \$	Fee Increase / (Decrease) %
Pool - concession	Taxable	C	per visit	6.30	6.50	0.20	3.17
Pool - child	Taxable	C	per visit	6.10	6.20	0.10	1.64
Pool - family	Taxable	C	per visit	24.70	25.50	0.80	3.24
Pool 20 pass - adult	Taxable	C	per multi pass	144.20	148.50	4.30	2.98
Pool 20 pass - concession	Taxable	C	per multi pass	115.90	119.30	3.40	2.93
Pool 20 pass - child	Taxable	C	per multi pass	110.60	113.90	3.30	2.98
Pool - supervising adult	Taxable	C	per visit	3.00	3.00	0.00	0.00
Pool & waterslide - adult	Taxable	C	per visit	18.40	18.95	0.55	2.99
Pool & waterslide - concession	Taxable	C	per visit	14.70	15.20	0.50	3.40
Pool & waterslide - child	Taxable	C	per visit	13.70	14.00	0.30	2.19
Pool & waterslide - family	Taxable	C	per visit	54.80	56.50	1.70	3.10
Upgrade to waterslide - adult	Taxable	C	per visit	10.50	10.80	0.30	2.86
Upgrade to waterslide - concession	Taxable	C	per visit	8.50	8.80	0.30	3.53
Upgrade to waterslide - child	Taxable	C	per visit	7.70	7.95	0.25	3.25
Single waterslide	Taxable	C	per visit	5.20	5.30	0.10	1.92
Spa/sauna/steam - adult	Taxable	C	per visit	13.80	14.20	0.40	2.90
Spa/sauna/steam - concession	Taxable	C	per visit	11.10	11.40	0.30	2.70

Fees and Charges	GST Status	Fee type Council (C) or Statutory (S)	Proposed Budget 2021/22 Freq	Budget 2020/21 Fees & Charges	Proposed Budget 2021/22 Fees & Charges	Fee Increase / (Decrease) \$	Fee Increase / (Decrease) %
Spa/sauna/steam 20 pass - adult	Taxable	C	per multi pass	249.30	256.70	7.40	2.97
Spa/sauna/steam 20 pass - concession	Taxable	C	per multi pass	199.80	205.80	6.00	3.00
Casual Health & Fitness							
Group fitness class	Taxable	C	per session	18.00	18.50	0.50	2.78
Group fitness class - concession	Taxable	C	per session	14.40	14.80	0.40	2.78
Gym visit	Taxable	C	per visit	26.80	27.50	0.70	2.61
Gym visit - concession	Taxable	C	per visit	21.60	22.00	0.40	1.85
Group fitness 20 pass	Taxable	C	per multi pass	329.60	339.50	9.90	3.00
Group fitness 20 pass - concession	Taxable	C	per multi pass	266.80	274.70	7.90	2.96
Personal Training							
1:1 30 minutes - weekly direct debit	Taxable	C	per session	58.70	60.50	1.80	3.07
1:1 60 minutes - weekly direct debit	Taxable	C	per session	70.00	72.10	2.10	3.00
2:1 30 minutes - weekly direct debit	Taxable	C	per session	75.20	77.50	2.30	3.06
2:1 60 minutes - weekly direct debit	Taxable	C	per session	100.90	103.95	3.05	3.02
Programs							
Learn to swim child	Taxable	C	per lesson	18.40	18.95	0.55	2.99

Fees and Charges	GST Status	Fee type Council (C) or Statutory (S)	Proposed Budget 2021/22 Freq	Budget 2020/21 Fees & Charges	Proposed Budget 2021/22 Fees & Charges	Fee Increase / (Decrease) \$	Fee Increase / (Decrease) %
Learn to swim preschool (non parent involvement)	Taxable	C	per lesson	18.40	18.95	0.55	2.99
Learn to swim adult	Taxable	C	per lesson	20.50	20.95	0.45	2.20
Learn to swim preschool - 3rd child	Taxable	C	per lesson	16.60	17.10	0.50	3.01
School learn to swim - 1:6 ratio	Taxable	C	per child per lesson	11.90	12.30	0.40	3.36
School learn to swim - 1:8 ratio	Taxable	C	per child per lesson	9.70	10.00	0.30	3.09
School learn to swim - 1:10 ratio	Taxable	C	per child per lesson	8.50	8.80	0.30	3.53
School learn to swim - 1:12 ratio	Taxable	C	per child per lesson	7.80	8.00	0.20	2.56
Child Minding							
Childcare casual 1 child - 90 min	Taxable	C	per session	9.80	10.10	0.30	3.06
Childcare casual 2 children - 90 min	Taxable	C	per session	12.20	12.60	0.40	3.28
Occasional care casual 1 child - 90 min	Taxable	C	per session	22.20	22.95	0.75	3.38
Occasional care casual 2 children - 90 min	Taxable	C	per session	28.10	28.95	0.85	3.02
Childcare casual 1 child - per additional 30 mins	Taxable	C	per session	3.30	3.40	0.10	3.03
Childcare casual 2 children - per additional 30 mins	Taxable	C	per session	4.10	4.20	0.10	2.44

Fees and Charges	GST Status	Fee type Council (C) or Statutory (S)	Proposed Budget 2021/22 Freq	Budget 2020/21 Fees & Charges	Proposed Budget 2021/22 Fees & Charges	Fee Increase / (Decrease) \$	Fee Increase / (Decrease) %
Occasional care casual 1 child - per additional 30 mins	Taxable	C	per session	7.40	7.65	0.25	3.38
Occasional care casual 2 children - per additional 30 mins	Taxable	C	per session	9.40	9.70	0.30	3.19
Childcare credit pass 1 child - 90 min	Taxable	C	per session	8.80	9.10	0.30	3.41
Childcare credit pass 2 children - 90 min	Taxable	C	per session	11.00	11.35	0.35	3.18
Occasional care credit pass 1 child - 90 min	Taxable	C	per session	20.00	20.60	0.60	3.00
Occasional care credit pass 2 children - 90 min	Taxable	C	per session	24.80	25.60	0.80	3.23
Childcare credit pass 1 child - per additional 30 mins	Taxable	C	per session	3.00	3.10	0.10	3.33
Childcare credit pass 2 children - per additional 30 mins	Taxable	C	per session	3.65	3.80	0.15	4.11
Occasional care credit pass 1 child - per additional 30 mins	Taxable	C	per session	6.70	6.90	0.20	2.99
Occasional care credit pass 2 children - per additional 30 mins	Taxable	C	per session	8.30	8.55	0.25	3.01
Facility Hire							
50m lane hire - casual	Taxable	C	per hour	115.40	119.00	3.60	3.12
25m lane hire - casual	Taxable	C	per hour	82.90	85.40	2.50	3.02
1/3 warm water program pool hire - commercial	Taxable	C	per hour	76.40	78.70	2.30	3.01

Fees and Charges	GST Status	Fee type Council (C) or Statutory (S)	Proposed Budget 2021/22 Freq	Budget 2020/21 Fees & Charges	Proposed Budget 2021/22 Fees & Charges	Fee Increase / (Decrease) \$	Fee Increase / (Decrease) %
1/3 warm water program pool hire - community group/s	Taxable	C	per hour	39.10	40.30	1.20	3.07
Full pool hire - 50m - community/schools	Taxable	C	per hour	386.25	397.90	11.65	3.02
Swim club - 50m - peak - all inclusive	Taxable	C	per hour	56.90	58.60	1.70	2.99
Swim club - 25m - peak - all inclusive	Taxable	C	per hour	49.20	50.70	1.50	3.05
Swim club - 50m - off peak - all inclusive	Taxable	C	per hour	53.80	55.40	1.60	2.97
Swim club - 25m - off peak - all inclusive	Taxable	C	per hour	47.30	48.70	1.40	2.96
Occasional care room	Taxable	C	per hire	85.50	88.00	2.50	2.92
Wellbeing Studio	Taxable	C	per hire	110.20	113.50	3.30	2.99
Party room	Taxable	C	per hire	57.70	59.40	1.70	2.95
Meeting room - 1 room	Taxable	C	per hire	38.00	39.20	1.20	2.63
Meeting rooms - 2 rooms	Taxable	C	per hire	74.00	76.30	2.30	3.11
Meeting rooms - 3 rooms	Taxable	C	per hire	109.00	112.30	3.30	3.03
Group Fitness Studio	Taxable	C	per hire	130.80	134.70	3.90	2.98
Other							
Locker hire	Taxable	C	per hire	4.00	4.00	0.00	0.00
Birthday parties - min 12 children	Taxable	C	per child	30.40	31.30	0.90	2.96
One Flintoff Room Hire							

Fees and Charges	GST Status	Fee type Council (C) or Statutory (S)	Proposed Budget 2021/22 Freq	Budget 2020/21 Fees & Charges	Proposed Budget 2021/22 Fees & Charges	Fee Increase / (Decrease) \$	Fee Increase / (Decrease) %
All Rooms- Ibbott, Hawdon, Olympia, Bakewell, Beale, Griffin, Grimshaw							
Internal user – room set	Taxable	C	per room	50.00	50.00	0.00	0.00
Internal user - administration fee	Taxable	C	per hire	50.00	50.00	0.00	0.00
Community Group user - Bond	GST N/A	C	per hire	300.00	300.00	0.00	0.00
Community Group user - room hire 1	Taxable	C	per hour	26.00	26.00	0.00	0.00
Community Group user - room hire 2 rooms	Taxable	C	per hour	46.00	46.00	0.00	0.00
Community Group user - room hire 3 rooms	Taxable	C	per hour	67.00	67.00	0.00	0.00
Community Group user – room set	Taxable	C	per hire	50.00	50.00	0.00	0.00
Community Group user - administration fee/Cancellation	Taxable	C	per hire	50.00	50.00	0.00	0.00
Commercial user - Bond	GST N/A	C	per hire	300.00	300.00	0.00	0.00
Commercial user - room hire	Taxable	C	per hour	43.00	43.75	0.75	1.74
Commercial user - room hire 2 rooms	Taxable	C	per hour	77.00	78.25	1.25	1.62
Commercial user - room hire 3 rooms	Taxable	C	per hour	113.00	114.75	1.75	1.55
Commercial user – room set	Taxable	C	per hire	50.00	50.75	0.75	1.50
Commercial user - administration fee	Taxable	C	per hire	50.00	50.75	0.75	1.50

Fees and Charges	GST Status	Fee type Council (C) or Statutory (S)	Proposed Budget 2021/22 Freq	Budget 2020/21 Fees & Charges	Proposed Budget 2021/22 Fees & Charges	Fee Increase / (Decrease) \$	Fee Increase / (Decrease) %
Other Leisure Programs							
Hot Air Ballooning							
Annual landing fee	Taxable	C	per year	625.00	634.00	9.00	1.44
Outdoor Trainers							
Seasonal fee - 6 months	Taxable	C	6 months	570.00	578.50	8.50	1.49
Monthly fee	Taxable	C	per month	125.00	127.00	2.00	1.60
Weekly fee	Taxable	C	per week	44.00	44.50	0.50	1.14
Recreation Program for Older Adults							
Movies per month	Taxable	C	per month	24.00	25.00	1.00	4.17
Outings - vary between \$10 and \$25.00 (depending on activity)	Taxable	C	per activity	Various	Various	0.00	0.00
Willinda Park Athletics Track							
Banyule schools	Taxable	C	per booking	162.00	164.00	2.00	1.23
Non Banyule schools	Taxable	C	per booking	312.00	316.50	4.50	1.44
Combined primary school sports	Taxable	C	per booking	312.00	316.50	4.50	1.44
Combined secondary school sports	Taxable	C	per booking	638.00	647.50	9.50	1.49
Training sessions	Taxable	C	per hour	84.00	85.00	1.00	1.19

Fees and Charges	GST Status	Fee type Council (C) or Statutory (S)	Proposed Budget 2021/22 Freq	Budget 2020/21 Fees & Charges	Proposed Budget 2021/22 Fees & Charges	Fee Increase / (Decrease) \$	Fee Increase / (Decrease) %
Bond - equivalent to hire fee	GST N/A	C	per booking	equivalent to the highest charge	equivalent to the highest charge	0.00	0.00
Festivals							
Twilight Sounds							
Commercial food stall	Taxable	C	per stall	191.05	191.05	0.00	0.00
Commercial coffee vendor	Taxable	C	per stall	149.35	149.35	0.00	0.00
Community food stall	Taxable	C	per stall	85.50	85.50	0.00	0.00
Community coffee vendor	Taxable	C	per stall	85.50	85.50	0.00	0.00
Community market stall	Taxable	C	per stall	61.30	61.30	0.00	0.00
Power fee for stall holders to be included in permit above	Taxable	C	per stall	92.00	92.00	0.00	0.00
Power fee including overnight to be included in permit above	Taxable	C	per stall	158.00	158.00	0.00	0.00
Kids ArtyFarty Festival							
Commercial food stall	Taxable	C	per stall	335.00	335.00	0.00	0.00
Commercial coffee vendor	Taxable	C	per stall	250.00	250.00	0.00	0.00
Community food stall	Taxable	C	per stall	110.00	110.00	0.00	0.00
Community coffee vendor	Taxable	C	per stall	85.00	85.00	0.00	0.00
Community market stall	Taxable	C	per stall	65.00	65.00	0.00	0.00

Fees and Charges	GST Status	Fee type Council (C) or Statutory (S)	Proposed Budget 2021/22 Freq	Budget 2020/21 Fees & Charges	Proposed Budget 2021/22 Fees & Charges	Fee Increase / (Decrease) \$	Fee Increase / (Decrease) %
Power fee for stall holders to be included in permit above	Taxable	C	per stall	92.00	92.00	0.00	0.00
Carols by Candlelight							
Commercial food vendor	Taxable	C	per stall	157.00	157.00	0.00	0.00
Commercial coffee vendor	Taxable	C	per stall	110.00	110.00	0.00	0.00
Community food vendor	Taxable	C	per stall	60.00	60.00	0.00	0.00
Community coffee vendor	Taxable	C	per stall	85.00	85.00	0.00	0.00
Community market stall	Taxable	C	per stall	46.00	46.00	0.00	0.00
Power fee for stall holders to be included in permit above	Taxable	C	per stall	92.00	92.00	0.00	0.00
Malahang Festival							
Community food vendor	Taxable	C	per stall	28.00	28.00	0.00	0.00
Community coffee vendor	Taxable	C	per stall	28.00	28.00	0.00	0.00
Community market stall	Taxable	C	per stall	28.00	28.00	0.00	0.00
Commercial food vendor	Taxable	C	per stall	170.00	170.00	0.00	0.00
Commercial coffee vendor	Taxable	C	per stall	125.00	125.00	0.00	0.00
Commercial market stall	Taxable	C	per stall	82.00	82.00	0.00	0.00
Power fee for stall holders to be included in permit above	Taxable	C	per stall	92.00	92.00	0.00	0.00
Events							
Exhibitions							

Fees and Charges	GST Status	Fee type Council (C) or Statutory (S)	Proposed Budget 2021/22 Freq	Budget 2020/21 Fees & Charges	Proposed Budget 2021/22 Fees & Charges	Fee Increase / (Decrease) \$	Fee Increase / (Decrease) %
Entry fee	Taxable	C	per entry	35.00	35.00	0.00	0.00
Health & Aged Services							
Aged and Disability Services							
Subsidised CHSP Services							
Property Maintenance/Home Maintenance - low fee range	GST Free	C	per hour	17.50	17.50	0.00	0.00
Property Maintenance/Home Maintenance - medium fee range	GST Free	C	per hour	26.25	26.25	0.00	0.00
Property Maintenance/Home Maintenance - high fee range	GST Free	C	per hour	70.00	70.00	0.00	0.00
Home Care/Domestic Assistance - low fee range	GST Free	C	per hour	8.75	8.75	0.00	0.00
Home Care/Domestic Assistance - medium fee range	GST Free	C	per hour	17.50	17.50	0.00	0.00
Home Care/Domestic Assistance - high fee range	GST Free	C	per hour	52.50	52.50	0.00	0.00
Social Support - low fee range	GST Free	C	per session	19.55	19.55	0.00	0.00
Social Support - medium fee range	GST Free	C	per session	26.25	26.25	0.00	0.00
Social Support - high fee range	GST Free	C	per session	69.50	69.50	0.00	0.00
Personal Care - low fee range	GST Free	C	per hour	6.15	6.15	0.00	0.00
Personal Care - medium fee range	GST Free	C	per hour	17.50	17.50	0.00	0.00

Fees and Charges	GST Status	Fee type Council (C) or Statutory (S)	Proposed Budget 2021/22 Freq	Budget 2020/21 Fees & Charges	Proposed Budget 2021/22 Fees & Charges	Fee Increase / (Decrease) \$	Fee Increase / (Decrease) %
Personal Care - high fee range	GST Free	C	per hour	52.50	52.50	0.00	0.00
Delivered Meals - low fee range	GST Free	C	per meal	8.75	8.75	0.00	0.00
Delivered Meals - medium fee range	GST Free	C	per meal	17.50	17.50	0.00	0.00
Delivered Meals - high fee range	GST Free	C	per meal	35.00	35.00	0.00	0.00
Respite Care/Flexible Respite - low fee range	GST Free	C	per hour	8.75	8.75	0.00	0.00
Respite Care/Flexible Respite - medium fee range	GST Free	C	per hour	17.50	17.50	0.00	0.00
Respite Care/Flexible Respite - high fee range	GST Free	C	per hour	52.50	52.50	0.00	0.00
Home Care/Domestic Assistance - linkages	GST Free	C	per hour	19.25	19.25	0.00	0.00
Home Modifications - low fee range	GST Free	C	per hour	17.50	17.50	0.00	0.00
Home Modifications - medium fee range	GST Free	C	per hour	26.60	26.60	0.00	0.00
Home Modifications - high fee range	GST Free	C	per hour	70.00	70.00	0.00	0.00
Social Support Individual - low fee range	GST Free	C	per hour	8.75	8.75	0.00	0.00
Social Support Individual - medium fee range	GST Free	C	per hour	17.50	17.50	0.00	0.00

Fees and Charges	GST Status	Fee type Council (C) or Statutory (S)	Proposed Budget 2021/22 Freq	Budget 2020/21 Fees & Charges	Proposed Budget 2021/22 Fees & Charges	Fee Increase / (Decrease) \$	Fee Increase / (Decrease) %
Social Support Individual - high fee range	GST Free	C	per hour	52.50	52.50	0.00	0.00
Social Support Individual - group fee range	GST Free	C	per activity	5.00	5.00	0.00	0.00
Personal Care - linkages	GST Free	C	per hour	19.25	19.25	0.00	0.00
Respite Care - linkages	GST Free	C	per hour	19.25	19.25	0.00	0.00
Full Cost Recovery							
Personal Care	Taxable	C	per hour	76.20	76.20	0.00	0.00
Respite Care/Flexible Respite	Taxable	C	per hour	76.20	76.20	0.00	0.00
Home Care/Domestic Assistance	Taxable	C	per hour	76.20	76.20	0.00	0.00
Property Maintenance/Home Maintenance	Taxable	C	per hour	126.15	126.15	0.00	0.00
Property maintenance - materials charge	Taxable	C	per year	Quote	Quote	N/A	N/A
Property maintenance - tip fee charge	Taxable	C	per session	Quote	Quote	N/A	N/A
Delivered Meals	Taxable	C	per meal	33.75	33.75	0.00	0.00
Social Support (Planned Activity Group)	Taxable	C	per session	105.00	70.00	(35)	(33.33)
Social Support plus transport	Taxable	C	per session	131.80	106.80	(25)	(18.97)
Respite Care/Flexible Respite	Taxable	C	per hour	74.00	74.00	0.00	0.00
Home Modifications	Taxable	C		126.15	126.15	0.00	0.00

Fees and Charges	GST Status	Fee type Council (C) or Statutory (S)	Proposed Budget 2021/22 Freq	Budget 2020/21 Fees & Charges	Proposed Budget 2021/22 Fees & Charges	Fee Increase / (Decrease) \$	Fee Increase / (Decrease) %
Social Support Individual	Taxable	C		76.20	76.20	0.00	0.00
Delivered Meal - home care package - delivery fee	Taxable	C	per activity	12.50	12.50	0.00	0.00
Subsidised HACC PYP Services							
Property Maintenance/Home Maintenance - low fee range	GST free	C	per hour	17.50	17.50	0.00	0.00
Property Maintenance/Home Maintenance - medium fee range	GST free	C	per hour	26.25	26.25	0.00	0.00
Property Maintenance/Home Maintenance - high fee range	GST free	C	per hour	70.00	70.00	0.00	0.00
Home Care/Domestic Assistance - low fee range	GST free	C	per hour	8.75	8.75	0.00	0.00
Home Care/Domestic Assistance - medium fee range	GST free	C	per hour	17.50	17.50	0.00	0.00
Home Care/Domestic Assistance - high fee range	GST free	C	per hour	52.50	52.50	0.00	0.00
Social Support - low fee range	GST free	C	per session	19.55	19.55	0.00	0.00
Social Support - medium fee range	GST free	C	per session	26.25	26.25	0.00	0.00
Social Support - high fee range	GST free	C	per session	69.50	69.50	0.00	0.00
Personal Care - low fee range	GST free	C	per hour	6.15	6.15	0.00	0.00
Personal Care - medium fee range	GST free	C	per hour	17.50	17.50	0.00	0.00

Fees and Charges	GST Status	Fee type Council (C) or Statutory (S)	Proposed Budget 2021/22 Freq	Budget 2020/21 Fees & Charges	Proposed Budget 2021/22 Fees & Charges	Fee Increase / (Decrease) \$	Fee Increase / (Decrease) %
Personal Care - high fee range	GST free	C	per hour	52.50	52.50	0.00	0.00
Delivered Meals - low fee range	GST free	C	per meal	8.75	8.75	0.00	0.00
Delivered Meals - medium fee range	GST free	C	per meal	17.50	17.50	0.00	0.00
Delivered Meals - high fee range	GST free	C	per meal	35.00	35.00	0.00	0.00
Respite Care/Flexible Respite - low fee range	GST free	C	per hour	8.75	8.75	0.00	0.00
Respite Care/Flexible Respite - medium fee range	GST free	C	per hour	17.50	17.50	0.00	0.00
Respite Care/Flexible Respite - high fee range	GST free	C	per hour	52.50	52.50	0.00	0.00
*Special consideration fees may apply with individual assessment							
Environmental Health							
Domestic Water Management							
Permit to install a septic tank system	Exempt	C	when requested	390.00	396.00	6.00	1.54
Permit to alter an existing septic tank system	Exempt	C	when requested	333.00	338.00	5.00	1.50
Food Act Registration							
Other							

Fees and Charges	GST Status	Fee type Council (C) or Statutory (S)	Proposed Budget 2021/22 Freq	Budget 2020/21 Fees & Charges	Proposed Budget 2021/22 Fees & Charges	Fee Increase / (Decrease) \$	Fee Increase / (Decrease) %
Transfer of food act registration (includes transfer inspection)	Exempt	C	when transferred	50% of that premises' annual registration fee (not applied during renewal periods)	50% of that premises' annual registration fee (not applied during renewal periods)	0.00	0.00
Plans submission for assessment & report & inspection of an unregistered premises & report	Exempt	C	when requested	237.00	240.00	3	1.27%
Additional assessment fee (follow up of non-compliances)	Exempt	C	when required	169.00	171.00	2	1.18%
Request for pre-purchase inspection & report - within 5 working days	Taxable	C	when requested	282.00	286.00	4	1.42%
Request for pre-purchase inspection & report - within 10 working days	Taxable	C	when requested	185.00	188.00	3	1.62%
Inspection of unregistered premises & report	Taxable	C	when requested	207.00	210.00	3	1.45%
Food Act Registration - Food Premises (Part 6 Division 3)							
Commercial Operator							

Fees and Charges	GST Status	Fee type Council (C) or Statutory (S)	Proposed Budget 2021/22 Freq	Budget 2020/21 Fees & Charges	Proposed Budget 2021/22 Fees & Charges	Fee Increase / (Decrease) \$	Fee Increase / (Decrease) %
Class 1 premises - 3rd party audited	Exempt	C	per year	560.00	568.00	8	1.43%
Class 2 premises - 3rd party audited	Exempt	C	per year	560.00	568.00	8	1.43%
Class 2 premises - template FSP	Exempt	C	per year	790.00	802.00	12	1.52%
Class 3 premises - limited processes	Exempt	C	per year	531.00	539.00	8	1.51%
Class 4 premises - notification only	Exempt	C	per year	N/A	N/A	N/A	N/A
Base fee	Exempt	C	when required	165.00	168.00	3.00	1.82
For each person employed in excess of 5, add for each additional person	Exempt	C	per year	10% of the base fee	10% of the base fee	various	0.00
Community Group Operator							
Class 1 premises - 3rd party audited	Exempt	C	when required	165.00	168.00	3.00	1.82
Class 2 premises - 3rd party audited	Exempt	C	per year	165.00	168.00	3.00	1.82
Class 2 premises - template FSP	Exempt	C	per year	243.00	247.85	4.85	2.00
Class 3 premises - limited processes	Exempt	C	per year	211.00	214.00	3.00	1.42
Class 4 premises - notification only	Exempt	C	per year	N/A	N/A	N/A	N/A

Fees and Charges	GST Status	Fee type Council (C) or Statutory (S)	Proposed Budget 2021/22 Freq	Budget 2020/21 Fees & Charges	Proposed Budget 2021/22 Fees & Charges	Fee Increase / (Decrease) \$	Fee Increase / (Decrease) %
Where the community group operated premises only operates for 6 calendar months of the year e.g. cricket/football clubs	Exempt	C	per year	50% of the classification fee	50% of the classification fee	Various	0.00
Additional Fees							
Where a proprietor holds more than 1 registration at the same premises a 50% fee applies to the consecutive registrations additional to the highest risk registration.	Exempt	C	per year	50% of 2nd total fee	50% of 2nd total fee	Various	0.00
Where a proprietor holds a Class 2 or 3 fixed premises registration and operates a portable food premises 50% fee of the risk classification applies to the consecutive registrations.	Exempt	C	per year	50% of the classification fee	50% of the classification fee	Various	0.00
Where a proprietor holds a fixed premises notification and operates a portable food premises the full portable fee for that risk classification applies.	Exempt	C	per year	100% of classification fee (portable)	100% of classification fee (portable)	Various	0.00
Where a non-statutory inspection and report has been conducted (unregistered premises) and premises deemed compliant the applicable fee will	Exempt	C	when required	N/A	N/A	N/A	N/A

Fees and Charges	GST Status	Fee type Council (C) or Statutory (S)	Proposed Budget 2021/22 Freq	Budget 2020/21 Fees & Charges	Proposed Budget 2021/22 Fees & Charges	Fee Increase / (Decrease) \$	Fee Increase / (Decrease) %
be deducted from the initial registration fee.							
Food Act Registration - Portable Food Premises (Part 6 Division 4)							
Mobile Food Premises - Commercial Operator							
Class 1 premises - 3rd party audited	Exempt	C	per year	560.00	568.00	8.00	1.43
Class 2 premises - 3rd party audited	Exempt	C	per year	560.00	568.00	8.00	1.43
Class 2 premises - template fsp	Exempt	C	per year	790.00	802.00	12.00	1.52
Class 3 premises - limited processes.	Exempt	C	per year	531.00	539.00	8.00	1.51
Class 4 premises - notification only	Exempt	C	per year	N/A	N/A	N/A	N/A
Mobile Food Premises - Community Group Operator							
Class 1 premises - 3rd party audited	Exempt	C	per year	165.00	168.00	3.00	1.82
Class 2 premises - 3rd party audited	Exempt	C	per year	165.00	168.00	3.00	1.82
Class 2 premises - template fsp	Exempt	C	per year	243.00	246.00	3.00	1.23
Class 3 premises - limited processes.	Exempt	C	per year	211.00	214.00	3.00	1.42
Class 4 premises - notification only	Exempt	C	per year	N/A	N/A	N/A	N/A
Temporary Food Premises - Commercial Operator							

Fees and Charges	GST Status	Fee type Council (C) or Statutory (S)	Proposed Budget 2021/22 Freq	Budget 2020/21 Fees & Charges	Proposed Budget 2021/22 Fees & Charges	Fee Increase / (Decrease) \$	Fee Increase / (Decrease) %
Class 1 premises	Exempt	C	per year	282.00	287.60	5.60	1.99
Class 2 premises	Exempt	C	per year	408.00	416.15	8.15	2.00
Class 3 premises	Exempt	C	per year	282.00	287.60	5.60	1.99
Class 4 premises - notification only	Exempt	C	per year	N/A	N/A	N/A	N/A
Where the commercial/community group operator requests the registration for a period of less than 1 year to operate on a short-term basis (e.g. only operates for 1 event like a community festival)	Exempt	C	per year	25% of the classification fee (portable)	25% of the classification fee (portable)	Various	0.00
Temporary Food Premises - Community Group Operator							
Class 1 premises	Exempt	C	per year	88.00	89.00	1.00	1.14
Class 2 premises	Exempt	C	per year	125.00	126.00	1.00	0.80
Class 3 premises	Exempt	C	per year	82.00	83.00	1.00	1.22
Class 4 premises - notification only	Exempt	C	per year	N/A	N/A	N/A	N/A
Vending Machines - Commercial Operator							
Class 2 premises	Exempt	C	per year	115.00	117.00	2.00	1.74
Class 3 premises	Exempt	C	per year	95.00	96.00	1.00	1.05

Fees and Charges	GST Status	Fee type Council (C) or Statutory (S)	Proposed Budget 2021/22 Freq	Budget 2020/21 Fees & Charges	Proposed Budget 2021/22 Fees & Charges	Fee Increase / (Decrease) \$	Fee Increase / (Decrease) %
Class 4 premises - notification only	Exempt	C	per year	N/A	N/A	N/A	N/A
Vending Machines - Community Group Operator							
Class 2 premises	Exempt	C	per year	47.00	47.50	0.50	1.06
Class 3 premises	Exempt	C	per year	36.00	36.50	0.50	1.39
Class 4 premises - notification only	Exempt	C	per year	N/A	N/A	N/A	N/A
Where a proprietor has a number of components (e.g. more than one food vending machine) for each additional component, this applies to both Commercial and Community Group Operators.	Exempt	C	per year	50% of classification fee	50% of classification fee	Various	0.00
Health Services							
Administration							
Record recovery/refund process and associated administrative tasks	Exempt	C	when required	33.00	33.00	0.00	0.00
Immunisation Service							
Sale of Vaccines							

Fees and Charges	GST Status	Fee type Council (C) or Statutory (S)	Proposed Budget 2021/22 Freq	Budget 2020/21 Fees & Charges	Proposed Budget 2021/22 Fees & Charges	Fee Increase / (Decrease) \$	Fee Increase / (Decrease) %
Sale of vaccines - public	Taxable	C	per vaccine	Purch Price + \$21.00 oncost (rounded)	Purch Price + \$21.00 oncost (rounded)	0.00	0.00
Sale of vaccines - commercial	Taxable	C	per vaccine	Purch Price + \$21.00 oncost (rounded)	Purch Price + \$21.00 oncost (rounded)	0.00	0.00
Immunisation administrative process/Immunisation record update	Taxable	C	per record	33.00	33.00	0.00	0.00
Site Fees							
Onsite visit for commercial vaccinations surcharge (where applicable)	Taxable	C	per visit	A surcharge of \$30 per person less than 20 clients total (cost of vaccine plus oncost	A surcharge of \$30.00 per person less than 20 clients total (cost of vaccine plus oncost	0.00	0.00

Fees and Charges	GST Status	Fee type Council (C) or Statutory (S)	Proposed Budget 2021/22 Freq	Budget 2020/21 Fees & Charges	Proposed Budget 2021/22 Fees & Charges	Fee Increase / (Decrease) \$	Fee Increase / (Decrease) %
Public Health and Wellbeing Act Premises							
Other Fees and Additional Services							
Transfer of public health and wellbeing act registration	Exempt	C	when transferred	50% of that premises' annual registration fee (not applied during renewal periods)	50% of that premises' annual registration fee (not applied during renewal periods)	Various	0.00
Plans submission for public health and wellbeing assessment and pre-registration inspections (beauty and other treatment premises)	Exempt	C	when requested	189.00	192.00	3.00	1.59
Mandatory plans submission for public health and wellbeing assessment & pre-registration inspections (prescribed accommodation)	Exempt	C	when required	330.00	335.00	5.00	1.52
Mandatory plans submission for public health and wellbeing assessment & pre-registration inspections (rooming houses only)	Exempt	C	when required	405.00	411.00	6.00	1.48

Fees and Charges	GST Status	Fee type Council (C) or Statutory (S)	Proposed Budget 2021/22 Freq	Budget 2020/21 Fees & Charges	Proposed Budget 2021/22 Fees & Charges	Fee Increase / (Decrease) \$	Fee Increase / (Decrease) %
Request for an inspection of registered premises prior to purchase (e.g. solicitor/pre purchase inspection) within 5 working days	Taxable	C	when requested	255.00	259.00	4.00	1.57
Request for an inspection of registered premises prior to purchase (e.g. solicitor/pre purchase inspection) within 10 working days	Taxable	C	when requested	167.00	170.00	3.00	1.80
Request/requirement for non-statutory inspection & report (unregistered premises)	Taxable	C	when requested	170.00	172.00	2.00	1.18
Registration							
Hairdressing premises (New premises only)	Exempt	C	per year	216.00	219.00	3.00	1.39
Ear piercing premises	Exempt	C	per year	214.00	217.00	3.00	1.40
Beauty premises	Exempt	C	per year	214.00	217.00	3.00	1.40
Skin penetration (incl Tattooing, Body Piercing, Electrolysis etc (excludes ear piercing))	Exempt	C	per year	309.00	314.00	5.00	1.62
Colonic irrigation premises	Exempt	C	per year	309.00	314.00	5.00	1.62
Prescribed accommodation premises (up to 20 beds) (excluding rooming houses)	Exempt	C	per year	309.00	314.00	5.00	1.62

Fees and Charges	GST Status	Fee type Council (C) or Statutory (S)	Proposed Budget 2021/22 Freq	Budget 2020/21 Fees & Charges	Proposed Budget 2021/22 Fees & Charges	Fee Increase / (Decrease) \$	Fee Increase / (Decrease) %
Every additional bed thereafter	Exempt	C	per year	4.00	4.00	0.00	0.00
Prescribed accommodation premises (rooming house)	Exempt	C	per year	360.00	365.00	5.00	1.39
Where a proprietor conducts more than one activity at the same premises	Exempt	C	per year	The highest risk classification as base fee plus 50% for each consecutive activity	The highest risk classification as base fee plus 50% for each consecutive activity	Various	0.00
Where a public health and wellbeing act registered premises holds a Food Act registration	Exempt	C	per year	Full Food Act Registration fee will apply	Full Food Act Registration fee will apply	Various	0.00
Where a non-statutory inspection and report has been conducted (unregistered premises) and premises deemed compliant the applicable fee will be deducted from the initial registration fee.	Exempt	C	when required	N/A	N/A	N/A	N/A

Fees and Charges	GST Status	Fee type Council (C) or Statutory (S)	Proposed Budget 2021/22 Freq	Budget 2020/21 Fees & Charges	Proposed Budget 2021/22 Fees & Charges	Fee Increase / (Decrease) \$	Fee Increase / (Decrease) %
Aquatic facility registration (base fee including 1 pool)	Exempt	C	per year	N/A	200.00	N/A	N/A
Where there is an additional pool, spa (the facility has more than 1 pool or spa)	Exempt	C	per year	N/A	110.00 Annual fee for each addition pool spa (over 1) will apply	N/A	N/A
Youth & Family Services							
Child Care Centres							
Joyce Avenue & St Hellier Street							
Full time care	GST free	C	per week	517.00	524.50	7.50	1.45
Daily care	GST free	C	per day	119.00	120.50	1.50	1.26
Morobe Street							
Full time care	GST free	C	per week	459.00	466.00	7.00	1.53
Daily care	GST free	C	per day	103.50	105.00	1.50	1.45
Children Services Community Centres							
Montmorency Children's Centre							

Fees and Charges	GST Status	Fee type Council (C) or Statutory (S)	Proposed Budget 2021/22 Freq	Budget 2020/21 Fees & Charges	Proposed Budget 2021/22 Fees & Charges	Fee Increase / (Decrease) \$	Fee Increase / (Decrease) %
Montmorency children's centre - Weekday AM	Taxable	C	per session	45.00	45.00	0.00	0.00
Montmorency children's centre – Weekday PM	Taxable	C	per session	40.00	40.00	0.00	0.00
Montmorency children's centre – Weekday evenings	Taxable	C	per hour	15.00	15.00	0.00	0.00
Montmorency children's centre - Saturday	Taxable	C	per hour	18.00	18.00	0.00	0.00
Other Locations							
68 Macorna Street, Watsonia North	Taxable	C	per hour	25.60	25.60	0.00	0.00
56 Gabonia Avenue, Watsonia	Taxable	C	per year	132.00	132.00	0.00	0.00
7 Cameron Parade, Bundoora	Taxable	C	per year	132.00	124.85	(7.15)	(5.42)
Jets Studios							
Event equipment and staff (PA hire) - min 3.5hrs	Taxable	C	per 3.5 hours	180.00	180.00	0.00	0.00
JCM Tech Trainee - min 3.5hrs	Taxable	C	per 3.5 hours	90.00	90.00	0.00	0.00
Studio Hire (not facilitated) (up to 4 hrs)	Taxable	C	per hour	10.00	10.00	0.00	0.00
Studio Room Hire Facilitated (3.5 hrs min)	Taxable	C	per 3 hours	180.00	180.00	0.00	0.00
Facilitated recording (4 hrs min)	Taxable	C	per 4 hours	220.00	220.00	0.00	0.00
Preschools							

Fees and Charges	GST Status	Fee type Council (C) or Statutory (S)	Proposed Budget 2021/22 Freq	Budget 2020/21 Fees & Charges	Proposed Budget 2021/22 Fees & Charges	Fee Increase / (Decrease) \$	Fee Increase / (Decrease) %
Administration							
Enrolment fee	GST free	C	Yearly	35.00	37.00	2.00	5.71
Audrey Brooks							
4 year old kindergarten	GST free	C	per term	495.00	495.00	0.00	0.00
3 year old kindergarten	GST free	C	per term	370.00	370.00	0.00	0.00
Olympic Village							
4 year old kindergarten	GST free	C	per term	495.00	495.00	0.00	0.00
Volunteers Awards							
Tickets							
Ticket to function – subsidised	Taxable	C	per ticket	15.00	15.00	0.00	0.00
Shop 48							
Tenancy Fees							
Per desk - Tier 1	Taxable	C	per annum	3,900.00	3,900.00	0.00	0.00
Per desk - Tier 2	Taxable	C	per annum	4,700.00	4,700.00	0.00	0.00
Per desk - Tier 3	Taxable	C	per annum	5,500.00	5,500.00	0.00	0.00
Room Hire							
One off use	GST Free	C	per hour	17.50	17.50	0.00	0.00

Fees and Charges	GST Status	Fee type Council (C) or Statutory (S)	Proposed Budget 2021/22 Freq	Budget 2020/21 Fees & Charges	Proposed Budget 2021/22 Fees & Charges	Fee Increase / (Decrease) \$	Fee Increase / (Decrease) %
Ongoing	GST Free	C	per hour	12.50	12.50	0.00	0.00
City Development							
Transport							
Transport Engineering							
Parking Management							
Parking meter fees	Taxable	C	per day	Up to \$16.00	Up to \$16.00	0.00	0.00
Parking fees per hour	Taxable	C	per hr	up to \$5.00	up to \$5.00	0.00	0.00
Resident schemes/first permit	Exempt	C	per annum	Free	Free	N/A	N/A
Resident schemes/second permit	Exempt	C	per annum	30.00	30.00	0.00	0.00
First visitor permit	Exempt	C	per annum	45.00	45.00	0.00	0.00
First visitor permit (concession)	Exempt	C	per annum	10.00	10.00	0.00	0.00
Second visitor permit	Exempt	C	per annum	65.00	65.00	0.00	0.00
Disabled permits	Exempt	C	per annum	Free	Free	N/A	N/A
Replacement disabled motorist permit (subject to discretion)	Exempt	C	as required	10.00	10.00	0.00	0.00
Traffic Infringements							
(Discretionary fines) up to 0.5 penalty units	Exempt	S	per infringement	Up to \$80.50	Up to \$83.00	N/A	N/A

Fees and Charges	GST Status	Fee type Council (C) or Statutory (S)	Proposed Budget 2021/22 Freq	Budget 2020/21 Fees & Charges	Proposed Budget 2021/22 Fees & Charges	Fee Increase / (Decrease) \$	Fee Increase / (Decrease) %
(Road rules Victoria)	Exempt	S	per infringement	\$81.00 and \$161.00	\$83.00, \$99.00 and \$165.00	N/A	N/A
Work Zone							
Name blade directional signage request	Exempt	C	per sign	130.00	134.00	4.00	3.08%
Works zone sign	Taxable	C	per sign	136.00	138.00	2.00	1.47%
Works zone request - outside business or within mixed use zone - per space per day	Taxable	C	per space per day	12.50	12.75	0.25	2.00%
Works zone request - within a residential zone - per space per day	Taxable	C	per space per day	7.25	7.35	0.10	1.38%
Works zone request - on paid parking areas	Taxable	C	per space per day	(Hours of restriction) * (Hourly fee) By negotiation	(Hours of restriction) * (Hourly fee) By negotiation	0.00	0.00
Assessment and approval of Traffic Management Plans	Taxable	C	per application	42.00	43.00	1.00	2.38%
Property							
Property Services							
General Fees							
Discontinued road or reserves annual occupancy fees	Taxable	C	per address	\$110 or 10% of market value,	\$115 or 10% of market value, whichever is greater	5.00	4.55

Fees and Charges	GST Status	Fee type Council (C) or Statutory (S)	Proposed Budget 2021/22 Freq	Budget 2020/21 Fees & Charges	Proposed Budget 2021/22 Fees & Charges	Fee Increase / (Decrease) \$	Fee Increase / (Decrease) %
				whichever is greater.			
Right of way (road) discontinuance application fee	Taxable	C	per application	130.50	132.50	2.00	1.53
Rent/Licence fee - Category two	Taxable	C	per property	320.00	325.00	5.00	1.56
Swipe card replacement fee	Taxable	C	each	N/A	50.00	N/A	N/A
Notes: *minimum fees \$110 or 10 % of market value whichever is the greater discounts may apply based on tier levels (tier 1: 60%, tier 2: 30% and tier 3: 0%)							
Planning & Building							
Development Planning							
Planning Permit Application - Planning and Environment Act 1987 Regulation 9 Section 47							
(Class 1) Use only	Exempt	S	per application	1,318.10	1,318.10	0.00	0.00
(Class 2) To develop land for a single dwelling per lot or use and develop land for a single dwelling per lot and undertake development ancillary to the use of land for a single dwelling per lot included in the application (other than a class 7 permit or a permit to subdivide or consolidate land) if the estimated	Exempt	S	per application	199.90	199.90	0.00	0.00

Fees and Charges	GST Status	Fee type Council (C) or Statutory (S)	Proposed Budget 2021/22 Freq	Budget 2020/21 Fees & Charges	Proposed Budget 2021/22 Fees & Charges	Fee Increase / (Decrease) \$	Fee Increase / (Decrease) %
cost of development is \$10,000 or less							
To develop land for a single dwelling per lot or use and develop land for a single dwelling per lot and undertake development ancillary to the use of land for a single dwelling per lot included in the application (other than a class 8 permit or a permit to subdivide or consolidate land) – Relating to Class 3-6							
(Class 3) To develop land for a single dwelling per lot or use and develop land for a single dwelling per lot and undertake development ancillary to the use of land for a single dwelling per lot included in the application (other than a class 8 permit or a permit to subdivide or consolidate land) if the estimated cost of development is more than \$10,000 but not more than \$100,000	Exempt	S	per application	629.40	629.40	0.00	0.00
(Class 4) To develop land for a single dwelling per lot or use and develop land for a single dwelling per lot and undertake development ancillary to the use of land for a single dwelling per lot included in the application (other than a class 8 permit or a permit to subdivide or	Exempt	S	per application	1,288.50	1,288.50	0.00	0.00

Fees and Charges	GST Status	Fee type Council (C) or Statutory (S)	Proposed Budget 2021/22 Freq	Budget 2020/21 Fees & Charges	Proposed Budget 2021/22 Fees & Charges	Fee Increase / (Decrease) \$	Fee Increase / (Decrease) %
consolidate land) if the estimated cost of development is more than \$100,000 but not more than \$500,000							
(Class 5) To develop land for a single dwelling per lot or use and develop land for a single dwelling per lot and undertake development ancillary to the use of land for a single dwelling per lot included in the application (other than a class 8 permit or a permit to subdivide or consolidate land) if the estimated cost of development is more than \$500,000 but not more than \$1,000,000	Exempt	S	per application	1,392.10	1,392.10	0.00	0.00
(Class 6) To develop land for a single dwelling per lot or use and develop land for a single dwelling per lot and undertake development ancillary to the use of land for a single dwelling per lot included in the application (other than a class 8 permit or a permit to subdivide or consolidate land) if the estimated	Exempt	S	per application	1,495.80	1,495.80	0.00	0.00

Fees and Charges	GST Status	Fee type Council (C) or Statutory (S)	Proposed Budget 2021/22 Freq	Budget 2020/21 Fees & Charges	Proposed Budget 2021/22 Fees & Charges	Fee Increase / (Decrease) \$	Fee Increase / (Decrease) %
cost of development is more than \$1,000,000 but not more than \$2,000,000							
(Class 7) VicSmart application if the estimated cost of development is \$10,000 or less	Exempt	S	per application	199.90	199.90	0.00	0.00
(Class 8) VicSmart application if the estimated cost of development is more than \$10,000	Exempt	S	per application	429.50	429.50	0.00	0.00
(Class 9) VicSmart application to subdivide or consolidate land	Exempt	S	per application	199.90	199.90	0.00	0.00
(Class 10) To develop land (other than a class 2, class 3, class 7 or class 8 or a permit to subdivide or consolidate land) if the estimated cost of development is less than \$100,000	Exempt	S	per application	1,147.80	1,147.80	0.00	0.00
(Class 11) To develop land (other than a class 4, class 5, or class 8 or a permit to subdivide or consolidate land) if the estimated cost of development is more than \$100,000 and not more than \$1,000,000	Exempt	S	per application	1,547.60	1,547.60	0.00	0.00

Fees and Charges	GST Status	Fee type Council (C) or Statutory (S)	Proposed Budget 2021/22 Freq	Budget 2020/21 Fees & Charges	Proposed Budget 2021/22 Fees & Charges	Fee Increase / (Decrease) \$	Fee Increase / (Decrease) %
(Class 12) To develop land (other than a class 6 or class 8 or a permit to subdivide or consolidate land) if the estimated cost of development is more than \$1,000,000 and not more than \$5,000,000	Exempt	S	per application	3,413.70	3,413.70	0.00	0.00
(Class 13) To develop land (other than a class 8 or a permit to subdivide or consolidate land) if the estimated cost of development is more than \$5,000,000 and not more than \$15,000,000	Exempt	S	per application	8,700.90	8,700.90	0.00	0.00
(Class 14) To develop land (other than a class 8 or a permit to subdivide or consolidate land) if the estimated cost of development is more than \$15,000,000 and not more than \$50,000,000	Exempt	S	per application	25,658.30	25,658.30	0.00	0.00

Fees and Charges	GST Status	Fee type Council (C) or Statutory (S)	Proposed Budget 2021/22 Freq	Budget 2020/21 Fees & Charges	Proposed Budget 2021/22 Fees & Charges	Fee Increase / (Decrease) \$	Fee Increase / (Decrease) %
(Class 15) To develop land (other than a class 8 or a permit to subdivide or consolidate land) if the estimated cost of development is more than \$50,000,000 (For the first 12 months from commencement of the regulations, the fee for a class 15 permit application (for development over \$50 million) will be charged at 50% of the fee set out in regulations).	Exempt	S	per application	57,670.10	57,670.10	0.00	0.00
(Class 16) To subdivide an existing building (other than a class 9 permit)	Exempt	S	per application	1,318.10	1,318.10	0.00	0.00
(Class 17) To subdivide land into 2 lots (other than a class 9 or class 16 permit)	Exempt	S	per application	1318.10	1318.10	0.00	0.00
(Class 18) To effect a realignment of a common boundary between lots or consolidate 2 or more lots (other than a class 9 permit)	Exempt	S	per application	1,318.10	1,318.10	0.00	0.00
(Class 19) Subdivide land (other than a class 9, class 16, class 17 or class 18 permit)	Exempt	S	per 100 lots created	1,318.10	1,318.10	0.00	0.00

Fees and Charges	GST Status	Fee type Council (C) or Statutory (S)	Proposed Budget 2021/22 Freq	Budget 2020/21 Fees & Charges	Proposed Budget 2021/22 Fees & Charges	Fee Increase / (Decrease) \$	Fee Increase / (Decrease) %
(Class 20) To: a) create, vary or remove a restriction within the meaning of the Subdivision Act 1988; or b) create or remove a right of way; or c) create, vary or remove an easement other than a right of way; or d) vary or remove a condition in the nature of an easement (other than right of way) in a Crown grant.	Exempt	S	per application	1,318.10	1,318.10	0.00	0.00
(Class 21) A permit not otherwise provided for in the regulation	Exempt	S	per application	1,318.10	1,318.10	0.00	0.00
Planning Permit Application Advertising							
Fixed rate for installation of up to two signs on site and notices to up to 12 adjoining properties	Exempt	C	per application	455.00	462.00	7.00	1.54
Per owner or occupier	Exempt	C	per property notified	16.00	16.20	0.20	1.25

Fees and Charges	GST Status	Fee type Council (C) or Statutory (S)	Proposed Budget 2021/22 Freq	Budget 2020/21 Fees & Charges	Proposed Budget 2021/22 Fees & Charges	Fee Increase / (Decrease) \$	Fee Increase / (Decrease) %
Notification signage	Exempt	C	per first sign per application	190.00	193.00	3.00	1.58
Per additional notification sign	Exempt	C	per additional sign per application	24.20	24.50	0.30	1.24
Notice in local paper	Exempt	C	per application	Cost recovery + 10% administration fee	Cost recovery + 10% administration fee	0.00	0.00
Prescribed Fees - Planning and Environment (Fees) Regulations 2016							
(Regulation 7) For requesting the Minister to prepare an amendment to a planning scheme exempted from the requirements referred to in section 20(4) of the Act.	Exempt	S	per application	3,998.70	3,998.70	0.00	0.00
(Regulation 8) For requesting the Minister to prepare an amendment to a planning scheme exempted from certain requirements prescribed under section 20A of the Act.	Exempt	S	per application	962.70	962.70	0.00	0.00
(Regulation 10) For combined permit applications	Exempt	S	per application	Sum of the highest of the fees which	Sum of the highest of the fees which	N/A	N/A

Fees and Charges	GST Status	Fee type Council (C) or Statutory (S)	Proposed Budget 2021/22 Freq	Budget 2020/21 Fees & Charges	Proposed Budget 2021/22 Fees & Charges	Fee Increase / (Decrease) \$	Fee Increase / (Decrease) %
				would have applied if separate applications were made and 50% of each of the other fees which would have applied if separate applications were made	would have applied if separate applications were made and 50% of each of the other fees which would have applied if separate applications were made		
(Regulation 12) Amend an application for a permit or an application to amend a permit	Exempt	S	per application	a) Under section 57A(3)(a) of the Act the fee to amend an application for a permit after notice is given is 40% of the application fee for that class of permit set out in the Table at regulation 9	a) Under section 57A(3)(a) of the Act the fee to amend an application for a permit after notice is given is 40% of the application fee for that class of permit set out in the Table at regulation 9 ...	N/A	N/A

Fees and Charges	GST Status	Fee type Council (C) or Statutory (S)	Proposed Budget 2021/22 Freq	Budget 2020/21 Fees & Charges	Proposed Budget 2021/22 Fees & Charges	Fee Increase / (Decrease) \$	Fee Increase / (Decrease) %
(Regulation 12) Amend an application for a permit or an application to amend a permit (continued)				... b) Under section 57A(3)(a) of the Act the fee to amend an application to amend a permit after notice is given is 40% of the application fee for that class of permit set out in the Table at regulation 11 and any additional fee under c) below ... c) If an application to amend an application for a permit or amend an application to amend a permit has the	b) Under section 57A(3)(a) of the Act the fee to amend an application to amend a permit after notice is given is 40% of the application fee for that class of permit set out in the Table at regulation 11 and any additional fee under c) below ... c) If an application to amend an application for a permit or amend an application to amend a permit has the		

Fees and Charges	GST Status	Fee type Council (C) or Statutory (S)	Proposed Budget 2021/22 Freq	Budget 2020/21 Fees & Charges	Proposed Budget 2021/22 Fees & Charges	Fee Increase / (Decrease) \$	Fee Increase / (Decrease) %
(Regulation 12) Amend an application for a permit or an application to amend a permit (continued)				effect of changing the class of that permit to a new class, having a higher application fee set out in the Table to regulation 9, the applicant must pay an additional fee being the difference the original class of application and the amended class of permit	effect of changing the class of that permit to a new class, having a higher application fee set out in the Table to regulation 9, the applicant must pay an additional fee being the difference the original class of application and the amended class of permit		

Fees and Charges	GST Status	Fee type Council (C) or Statutory (S)	Proposed Budget 2021/22 Freq	Budget 2020/21 Fees & Charges	Proposed Budget 2021/22 Fees & Charges	Fee Increase / (Decrease) \$	Fee Increase / (Decrease) %
(Regulation 13) For a combined application to amend permit	Exempt	S	per application	The sum of the highest of the fees which would have applied if separate applications were made and 50% of each of the other fees which would have applied if separate applications were made	The sum of the highest of the fees which would have applied if separate applications were made and 50% of each of the other fees which would have applied if separate applications were made	N/A	N/A
(Regulation 14) For a combined permit and planning scheme amendment	Exempt	S	per application	Under section 96A(4)(a) of the Act: The sum of the highest of the fees which would have applied if separate applications were made and 50% of	Under section 96A(4)(a) of the Act: The sum of the highest of the fees which would have applied if separate applications were made and 50% of	N/A	N/A

Fees and Charges	GST Status	Fee type Council (C) or Statutory (S)	Proposed Budget 2021/22 Freq	Budget 2020/21 Fees & Charges	Proposed Budget 2021/22 Fees & Charges	Fee Increase / (Decrease) \$	Fee Increase / (Decrease) %
				each of the other fees which would have applied if separate applications were made	each of the other fees which would have applied if separate applications were made		
(Regulation 15) For a certificate of compliance	Exempt	S	per application	325.80	325.80	0.00	0.00
(Regulation 16) For an agreement to a proposal to amend or end an agreement under section 173 of the Act	Exempt	S	per application	659.00	659.00	0.00	0.00
(Regulation 17) For a planning certificate for an application not made electronically	Exempt	S	per application	22.20	22.20	0.00	0.00
(Regulation 17) For a planning certificate for an application made electronically	Exempt	S	per application	7.10	7.10	0.00	0.00
(Regulation 18) Where a planning scheme specifies that a matter must be done to the satisfaction of a responsible authority, Minister, public authority or municipal council	Exempt	S	per application	325.80	325.80	0.00	0.00
Procedural Applications							

Fees and Charges	GST Status	Fee type Council (C) or Statutory (S)	Proposed Budget 2021/22 Freq	Budget 2020/21 Fees & Charges	Proposed Budget 2021/22 Fees & Charges	Fee Increase / (Decrease) \$	Fee Increase / (Decrease) %
Single Dwelling – application to amend endorsed plans for building and works to a single dwelling which has their own title	Exempt	C	per application	200.00	200.00	0.00	0.00
Other Development - Cost of total development (including cost of works of original application and any additional amendments) - \$10,000 or less	Exempt	C	per application	300.00	305.00	5.00	1.67
Other Development - Cost of total development (including cost of works of original application and any additional amendments) - \$10,001 - \$100,000	Exempt	C	per application	620.00	630.00	10.00	1.61
Other Development - Cost of total development (including cost of works of original application and any additional amendments) - \$100,001 - \$1,000,000	Exempt	C	per application	980.00	995.00	15.00	1.53
Other Development - Cost of total development (including cost of works of original application and any additional amendments) - \$1,000,000 or more	Exempt	C	per application	1,500.00	1,525.00	25.00	1.67
Requests for extension of time on planning permits (first request)	Exempt	C	per application	370.00	375.00	5.00	1.35

Fees and Charges	GST Status	Fee type Council (C) or Statutory (S)	Proposed Budget 2021/22 Freq	Budget 2020/21 Fees & Charges	Proposed Budget 2021/22 Fees & Charges	Fee Increase / (Decrease) \$	Fee Increase / (Decrease) %
Requests for extension of time on planning permits (second and subsequent requests)	Exempt	C	per application	455.00	462.00	7.00	1.54
Request for consent under Section 173 Agreement	Exempt	C	per application	455.00	462.00	7.00	1.54
Subdivision Fees - Subdivision (Fees) Regulations 2016							
(Regulation 6) For certification of a plan of subdivision	Exempt	S	per application	174.80	174.80	0.00	0.00
(Regulation 7) Alteration of plan under section 10(2) of the Act	Exempt	S	per application	111.10	111.10	0.00	0.00
(Regulation 8) Amendment of certified plan under section 11(1) of the Act	Exempt	S	per application	140.70	140.70	0.00	0.00
(Regulation 9) Checking of engineering plans	Exempt	S	per application	0.75% of the estimated cost of construction of the works proposed in the engineering plan (maximum fee)	0.75% of the estimated cost of construction of the works proposed in the engineering plan (maximum fee)	0.00	0.00

Fees and Charges	GST Status	Fee type Council (C) or Statutory (S)	Proposed Budget 2021/22 Freq	Budget 2020/21 Fees & Charges	Proposed Budget 2021/22 Fees & Charges	Fee Increase / (Decrease) \$	Fee Increase / (Decrease) %
(Regulation 10) Engineering plans prepared by Council	Exempt	S	per application	3.5% of the cost of works proposed in the engineering plan (maximum fee)	3.5% of the cost of works proposed in the engineering plan (maximum fee)	0.00	0.00
(Regulation 11) Supervision of works	Exempt	S	per application	2.5% of the estimated cost of construction of the works (maximum fee)	2.5% of the estimated cost of construction of the works (maximum fee)	0.00	0.00
Administration							
Retrieval of file(s) from offsite storage (2015 and earlier)	Exempt	C	per application	65.00	66.00	1.00	1.54
Inspection fees (second and subsequent)	Exempt	C	per application	165.00	167.00	2.00	1.21
Condition plan approval fee (second and subsequent)	Taxable	C	per application	130.00	132.00	2.00	1.54

Fees and Charges	GST Status	Fee type Council (C) or Statutory (S)	Proposed Budget 2021/22 Freq	Budget 2020/21 Fees & Charges	Proposed Budget 2021/22 Fees & Charges	Fee Increase / (Decrease) \$	Fee Increase / (Decrease) %
Bond or guarantee administration fee	GST N/A	C	per application	540.00	548.00	8.00	1.48
Preparation of a Section 173 Agreement	Taxable	C	per request	1,000.00	1,100.00	100.00	10.00
Peer review of Section 173 Agreements not prepared by Council – Administration fee (in addition to fees charged by Council's solicitor)	Taxable	C	per request	220.00 Outsource to Council solicitor – charge costs as per invoice plus administration fee	224.00 Outsource to Council solicitor – charge costs as per invoice plus administration fee	4.00	1.82
Copies of a planning permit (hard copy file)	Exempt	C	per application	N/A	50.00	N/A	N/A
Copies of a planning permit (electronic file)	Exempt	C	per application	N/A	20.00	N/A	N/A
Copies of endorsed plans (hard copy file)	Exempt	C	per application	N/A	80.00	N/A	N/A
Copies of endorsed plans (electronic file)	Exempt	C	per application	N/A	20.00	N/A	N/A
Other							

Fees and Charges	GST Status	Fee type Council (C) or Statutory (S)	Proposed Budget 2021/22 Freq	Budget 2020/21 Fees & Charges	Proposed Budget 2021/22 Fees & Charges	Fee Increase / (Decrease) \$	Fee Increase / (Decrease) %
"In-principle" fee reduction for all planning permit and planning permit amendment applications that relate to the removal of vegetation	Exempt	S	per application	198.00	201.00	3.00	1.52
"In-principle" fee reduction for all planning permit and planning permit amendment applications that relate to the pruning of vegetation	Exempt	S	per application	99.00	100.00	1.00	1.01
"In-principle" fee reduction for all planning permit and planning permit amendment applications that relate to sponsorship signage on Council land proposed by community clubs	Exempt	S	per application	198.00	201.00	3.00	1.52
Planning Advice							
Property Information Request	Exempt	C	per application	135.00	137.00	2.00	1.48
Pre-application advice for minor applications (by written correspondence)	Taxable	C	per application	135.00	137.00	2.00	1.48
Pre-application advice for major applications (by written correspondence)	Taxable	C	per application	270.00	274.00	4.00	1.48

Fees and Charges	GST Status	Fee type Council (C) or Statutory (S)	Proposed Budget 2021/22 Freq	Budget 2020/21 Fees & Charges	Proposed Budget 2021/22 Fees & Charges	Fee Increase / (Decrease) \$	Fee Increase / (Decrease) %
(Optional) Pre-application meeting (in conjunction with written advice)	Taxable	C	per application	135.00	137.00	2.00	1.48
(Optional) Subsequent pre-application advice (by written correspondence)	Taxable	C	per application	135.00	137.00	2.00	1.48
Planning Permit Amendment - Planning and Environment Act 1987 Regulation 11 Section 72							
(Class 1) Amendment to a permit to change the use of land allowed by the permit or allow a new use of land	Exempt	S	per application	1,318.10	1,318.10	0.00	0.00
(Class 2) Amendment to a permit (other than a permit to develop land for a single dwelling per lot or to use and develop land for a single dwelling per lot or to undertake development ancillary to the use of land for a single dwelling per lot) to change the statement of what the permit allows or to change any or all of the conditions which apply to the permit.	Exempt	S	per application	1,318.10	1,318.10	0.00	0.00
(Class 3) Amendment to a class 2 permit	Exempt	S	per application	199.90	199.90	0.00	0.00

Fees and Charges	GST Status	Fee type Council (C) or Statutory (S)	Proposed Budget 2021/22 Freq	Budget 2020/21 Fees & Charges	Proposed Budget 2021/22 Fees & Charges	Fee Increase / (Decrease) \$	Fee Increase / (Decrease) %
(Class 4) Amendment to a class 3 permit	Exempt	S	per application	629.40	629.40	0.00	0.00
(Class 5) Amendment to a class 4 permit	Exempt	S	per application	1,288.50	1,288.50	0.00	0.00
(Class 6) Amendment to a class 5 or class 6 permit	Exempt	S	per application	1,392.10	1,392.10	0.00	0.00
(Class 7) Amendment to a class 7 permit	Exempt	S	per application	199.90	199.90	0.00	0.00
(Class 8) Amendment to a class 8 permit	Exempt	S	per application	429.50	429.50	0.00	0.00
(Class 9) Amendment to a class 9 permit	Exempt	S	per application	199.90	199.90	0.00	0.00
(Class 10) Amendment to a class 10 permit	Exempt	S	per application	1,147.80	1,147.80	0.00	0.00
(Class 11) Amendment to a class 11 permit	Exempt	S	per application	1,547.60	1,547.60	0.00	0.00
(Class 12) Amendment to a class 12, 13, 14 or 15 permit	Exempt	S	per application	3,413.70	3,413.70	0.00	0.00
(Class 13) Amendment to a class 16 permit	Exempt	S	per application	1,318.10	1,318.10	0.00	0.00
(Class 14) Amendment to a class 17 permit	Exempt	S	per application	1,318.10	1,318.10	0.00	0.00

Fees and Charges	GST Status	Fee type Council (C) or Statutory (S)	Proposed Budget 2021/22 Freq	Budget 2020/21 Fees & Charges	Proposed Budget 2021/22 Fees & Charges	Fee Increase / (Decrease) \$	Fee Increase / (Decrease) %
(Class 15) Amendment to a class 18 permit	Exempt	S	per application	1,318.10	1,318.10	0.00	0.00
(Class 16) Amendment to a class 19 permit	Exempt	S	per 100 lots created	1,318.10	1,318.10	0.00	0.00
(Class 17) Amendment to a class 20 permit	Exempt	S	per application	1,318.10	1,318.10	0.00	0.00
(Class 18) Amendment to a class 21 permit	Exempt	S	per application	1,318.10	1,318.10	0.00	0.00
Building Services (BPi)							
Administration							
Copy of plans/documentation (residential)	Taxable	C	per property	113.00	115.00	2.00	1.77
Copy of plans/documents (commercial)	Exempt	C	per property	232.00	236.00	4.00	1.72
Amendment fee	Taxable	C	per permit	330.00	335.00	5.00	1.52
Dispensation advertising fee	Taxable	C	per property	110.00	112.00	2.00	1.82
Building Authority Fees							
Building enquiry/information fees	Exempt	S	per property	47.20	47.20	0.00	0.00
Report & consent	Exempt	S	per consent	290.50	290.50	0.00	0.00

Fees and Charges	GST Status	Fee type Council (C) or Statutory (S)	Proposed Budget 2021/22 Freq	Budget 2020/21 Fees & Charges	Proposed Budget 2021/22 Fees & Charges	Fee Increase / (Decrease) \$	Fee Increase / (Decrease) %
Consent & report section 29a	Exempt	S	per property	85.20	85.20	0.00	0.00
Dispensation of Building Interim Regulations 2017 for siting or miscellaneous buildings e.g. Veranda fence at intersections masts etc.	Exempt	S	per property	290.50	290.50	0.00	0.00
Lodgement fees	Exempt	S	per permit	121.90	121.90	0.00	0.00
Property enquiries form 10	Exempt	S	per property	47.20	47.20	0.00	0.00
Property enquiries - with building inspection dates	Exempt	S	per property	47.20	47.20	0.00	0.00
Domestic Minor Building Works (Up to \$ 10,000 value of work and within Metro area)							
Demolitions (maximum 1 inspection)	Taxable	C	per permit	575.00	585.00	10.00	1.74
Sheds, verandas, pergolas, carports, timber decks, (maximum 2 inspections)	Taxable	C	per permit	550.00	560.00	10.00	1.82
Dwelling - Additions / Alterations							
Up to 19,999 owner builder	Taxable	C	per permit	800.00	820.00	20.00	2.50
20,000 to 99,999 owner builder	Taxable	C	per permit	1,180.00	1,200.00	20.00	1.69
100,000 to 159,000 owner builder	Taxable	C	per permit	1,630.00	1660.00	30	1.84%

Fees and Charges	GST Status	Fee type Council (C) or Statutory (S)	Proposed Budget 2021/22 Freq	Budget 2020/21 Fees & Charges	Proposed Budget 2021/22 Fees & Charges	Fee Increase / (Decrease) \$	Fee Increase / (Decrease) %
160,000 to 199,999 owner builder	Taxable	C	per permit	2,210.00	2250.00	40	1.81%
200,000 to 299,999 owner builder	Taxable	C	per permit	2,550.00	2590.00	40	1.57%
300,000 to 399,999 owner builder	Taxable	C	per permit	2,880.00	2930.00	50	1.74%
400,000 to 499,999 owner builder	Taxable	C	per permit	3,220.00	3270.00	50	1.55%
500,000 to 599,999 owner builder	Taxable	C	per permit	3,820.00	3880.00	60	1.57%
Up to 19,999 builder	Taxable	C	per permit	670.00	690.00	20	2.99%
20,000 to 99,999 builder	Taxable	C	per permit	990.00	1010.00	20	2.02%
100,000 to 159,000 builder	Taxable	C	per permit	1,370.00	1400.00	30	2.19%
160,000 to 199,999 builder	Taxable	C	per permit	1,840.00	1870.00	30	1.63%
200,000 to 299,999 builder	Taxable	C	per permit	2,120.00	2160.00	40	1.89%
300,000 to 399,999 builder	Taxable	C	per permit	2,400.00	2440.00	40	1.67%
400,000 to 499,999 builder	Taxable	C	per permit	2,770.00	2820.00	50	1.81%
500,000 to 599,999 builder	Taxable	C	per permit	3,180.00	3230.00	50	1.57%
Dwelling - New							
Up to 199,999 builder	Taxable	C	per permit	1,600.00	1630.00	30	1.88%
Up to 299,999 builder	Taxable	C	per permit	1,730.00	1760.00	30	1.73%
Up to 399,999 builder	Taxable	C	per permit	2,050.00	2090.00	40	1.95%

Fees and Charges	GST Status	Fee type Council (C) or Statutory (S)	Proposed Budget 2021/22 Freq	Budget 2020/21 Fees & Charges	Proposed Budget 2021/22 Fees & Charges	Fee Increase / (Decrease) \$	Fee Increase / (Decrease) %
Up to 499,999 builder	Taxable	C	per permit	2,245.00	2280.00	35	1.56%
Up to 599,999 builder	Taxable	C	per permit	2,430.00	2470.00	40	1.65%
Up to 699,999 builder	Taxable	C	per permit	2,750.00	2800.00	50	1.82%
Up to 799,999 builder	Taxable	C	per permit	3,310.00	3360.00	50	1.51%
Up to 899,999 builder	Taxable	C	per permit	3,940.00	4000.00	60	1.52%
Up to 999,999 builder	Taxable	C	per permit	4,500.00	4570.00	70	1.56%
Up to 199,999 owner builder	Taxable	C	per permit	1,910.00	1940.00	30	1.57%
Up to 299,999 owner builder	Taxable	C	per permit	2,080.00	2120.00	40	1.92%
Up to 399,999 owner builder	Taxable	C	per permit	2,460.00	2500.00	40	1.63%
Up to 499,999 owner builder	Taxable	C	per permit	2,680.00	2730.00	50	1.87%
Up to 599,999 owner builder	Taxable	C	per permit	Quote by building surveyor	Quote by building surveyor	N/A	N/A
Up to 699,999 owner builder	Taxable	C	per permit	Quote by building surveyor	Quote by building surveyor	N/A	N/A
Up to 799,999 owner builder	Taxable	C	per permit	Quote by building surveyor	Quote by building surveyor	N/A	N/A

Fees and Charges	GST Status	Fee type Council (C) or Statutory (S)	Proposed Budget 2021/22 Freq	Budget 2020/21 Fees & Charges	Proposed Budget 2021/22 Fees & Charges	Fee Increase / (Decrease) \$	Fee Increase / (Decrease) %
Up to 899,999 owner builder	Taxable	C	per permit	Quote by building surveyor	Quote by building surveyor	N/A	N/A
Up to 999,999 owner builder	Taxable	C	per permit	Quote by building surveyor	Quote by building surveyor	N/A	N/A
Other							
Swimming pools	Taxable	C	per permit	1,050.00	1,070.00	20.00	1.90
Swimming pool fencing advice (to be paid prior to booking inspection.)	Taxable	C	per permit	220.00	225.00	5.00	2.27
Bushfire assessment (to be paid prior to booking inspection.)	Taxable	C	per permit	330.00	335.00	5.00	1.52
Works greater than \$100,000 value	Taxable	C	per permit	550.00	560.00	10.00	1.82
Building permit time extension	Taxable	C	per permit	350.00	360.00	10.00	2.86
A letter must be supplied detailing the amount of works completed and the amount of time required to complete the remaining works.							
Applicant must be aware that no further extensions will be possible.							
*** Please refer clients to the building department for a quote on a building permit fee.							
Other Constructions							

Fees and Charges	GST Status	Fee type Council (C) or Statutory (S)	Proposed Budget 2021/22 Freq	Budget 2020/21 Fees & Charges	Proposed Budget 2021/22 Fees & Charges	Fee Increase / (Decrease) \$	Fee Increase / (Decrease) %
Unit development	Taxable	C	per permit	Quote by building surveyor	Quote by building surveyor	N/A	N/A
Commercial buildings	Taxable	C	per permit	Quote by building surveyor	Quote by building surveyor	N/A	N/A
Environment & Place							
City Futures							
Planning Scheme Amendment Fees							
Regulation 6(1) to consider a request	Exempt	S	per request	2,871.60	2,871.60	0.00	0.00
Regulation 6(2)(i) to consider up to and including 10 submissions	Exempt	S	per defined number of submissions	14,232.70	14,232.70	0.00	0.00
Regulation 6(2)(ii) to consider 11 to (and including) 20 submissions	Exempt	S	per defined number of submissions	28,437.60	28,437.60	0.00	0.00
Regulation 6(2)(iii) to consider submissions that exceed 20	Exempt	S	per defined number of submissions	38,014.40	38,014.40	0.00	0.00
Regulation 6(3) to adopt	Exempt	S	per request	453.10	453.10	0.00	0.00

Fees and Charges	GST Status	Fee type Council (C) or Statutory (S)	Proposed Budget 2021/22 Freq	Budget 2020/21 Fees & Charges	Proposed Budget 2021/22 Fees & Charges	Fee Increase / (Decrease) \$	Fee Increase / (Decrease) %
Regulation 6(4) to request approval	Exempt	S	per request	453.10	453.10	0.00	0.00
Regulation 7 to request the Minister to prepare an amendment to a planning scheme exempted from the requirements referred to in section 20(4) of the Act	Exempt	S	per request	3998.70	3998.70	0.00	0.00
Regulation 8 to request the Minister to prepare an amendment to a planning scheme exempted from the requirements prescribed under section 20A of the Act	Exempt	S	per request	962.70	962.70	0.00	0.00
Regulation 14 for a combined permit application and planning scheme amendment	Exempt	S	per application/ request	Variable	Variable	N/A	N/A
Municipal Laws							
Animal Management - Local Law and Domestic Animals Act 1994							
Animal business registration application	Exempt	C	per premises	205.00	208.00	3.00	1.46
Registration full fee dogs + state levy below	Exempt	C	per year	117.00	119.00	2.00	1.71
Registration reduced fee category dogs + state levy below	Exempt	C	per year	39.00	39.50	0.50	1.28

Fees and Charges	GST Status	Fee type Council (C) or Statutory (S)	Proposed Budget 2021/22 Freq	Budget 2020/21 Fees & Charges	Proposed Budget 2021/22 Fees & Charges	Fee Increase / (Decrease) \$	Fee Increase / (Decrease) %
Registration fee puppy under 6 months microchipped + state levy below	Exempt	C	per year	39.00	39.50	0.50	1.28
Registration fee for dogs registered prior to 11 April 2013, microchipped or desexed + state levy below	Exempt	C	per year	39.00	39.50	0.50	1.28
Registration fee restricted, declared dangerous or menacing dogs + state levy below	Exempt	C	per year	120.00	122.00	2.00	1.67
State government levy dogs	Exempt	S	per year	4.00	4.00	0.00	0.00
Replacement registration tag	Exempt	C	as required	6.00	6.00	0.00	0.00
Transfer of registration from another Municipality	Exempt	C	as required	6.00	6.00	0.00	0.00
Registration full fee cats + state levy below	Exempt	C	per year	99.00	100.50	1.50	1.52
Registration reduced fee category cats + state levy below	Exempt	C	per year	33.00	33.50	0.50	1.52
Registration fee kitten under 6 months microchipped + state levy below	Exempt	C	per year	33.00	33.50	0.50	1.52
Registration fee for cats registered prior to 11 April 2013, microchipped or desexed + state levy below	Exempt	C	per year	33.00	33.50	0.50	1.52
State Government levy cats	Exempt	S	per year	4.00	4.00	0.00	0.00

Fees and Charges	GST Status	Fee type Council (C) or Statutory (S)	Proposed Budget 2021/22 Freq	Budget 2020/21 Fees & Charges	Proposed Budget 2021/22 Fees & Charges	Fee Increase / (Decrease) \$	Fee Increase / (Decrease) %
Inspection of animal record	Exempt	C	per record	30.00	30.50	0.50	1.67
Keeping of animals (more than prescribed number)	Exempt	C	per year	50.00	51.00	1.00	2.00
Voluntary foster care registration permit	Exempt	C	per year	10.00	10.00	0.00	0.00
Pet registration for a foster animal - Dog	Exempt	C&S	per year	5.00	5.00	0.00	0.00
State Government Levy Domestic Animal Businesses	Exempt	S	per year	20.00	20.00	0.00	0.00
Infringement debt collection fees	Exempt	C	per infringement	25.00	25.50	0.50	2.00
Pet registration for a foster animal - Cat	Exempt	C&S	per year	3.00	3.00	0.00	0.00
Pro-rata registration fees apply from 1 October based on whether animal is newly acquired, not applicable where registration should have been renewed. Pro-rata fee reduction does not apply to restricted, declared dangerous or menacing dogs.							
Eligible pensioners are charged 50% of the fee except for restricted, menacing or dangerous dogs.							
**Note: The State Government Levy may increase as of 1 July 2021, this increase will be reflected in the State Levy charged for the 2021/2022 registration period.							
**Note: Refunds are only applicable for annual fees and shall be calculated on a quarterly basis of unused portion, less an administrative charge of \$5. No refund less than \$10 shall be given.							
Filming Fees							
Filming application fee	Exempt	C	per request	160.00	160.00	0.00	0.00
Filming/Commercial Photography - full day (first day)	Exempt	C	per day	750.00	750.00	0.00	0.00

Fees and Charges	GST Status	Fee type Council (C) or Statutory (S)	Proposed Budget 2021/22 Freq	Budget 2020/21 Fees & Charges	Proposed Budget 2021/22 Fees & Charges	Fee Increase / (Decrease) \$	Fee Increase / (Decrease) %
Filming/Commercial Photography - full day (subsequent days)	Exempt	C	per day	375.00	375.00	0.00	0.00
Filming/Commercial Photography - half day (first day)	Exempt	C	per half day	375.00	375.00	0.00	0.00
Filming/Commercial Photography - half day (subsequent days)	Exempt	C	per half day	187.50	187.50	0.00	0.00
Students film	Exempt	C	per day	0.00	0.00	0.00	0.00
Essential Vehicles and Crew Parking Permits - first day (Cost per 8 bays)	Exempt	C	per day per 8 bays	150.00	150.00	0.00	0.00
Essential Vehicles and Crew Parking Permits - subsequent days (Cost per 8 bays)	Exempt	C	per day per 8 bays	80.00	80.00	0.00	0.00
Filming inspection (Monday - Friday)	Exempt	C	per inspection	140.00	140.00	0.00	0.00
Filming inspection (Weekend)	Exempt	C	per inspection	370.00	370.00	0.00	0.00
Unit Base Fee - per day (if applicable)	Exempt	C	per day	500.00	500.00	0.00	0.00
Local Law Permits							
Unless otherwise stated local law permits	Exempt	C	per annum	175.00	178.00	3.00	1.71
Chairs and tables	Exempt	C	per annum	220.00	220.00	0.00	0.00
Signs and "A" boards	Exempt	C	per annum	200.00	200.00	0.00	0.00
Goods on footpaths	Exempt	C	per annum	270.00	270.00	0.00	0.00

Fees and Charges	GST Status	Fee type Council (C) or Statutory (S)	Proposed Budget 2021/22 Freq	Budget 2020/21 Fees & Charges	Proposed Budget 2021/22 Fees & Charges	Fee Increase / (Decrease) \$	Fee Increase / (Decrease) %
Real estate advertising portable signs	Exempt	C	per annum	585.00	585.00	0.00	0.00
Busking per day	Exempt	C	per day	30.00	30.00	0.00	0.00
Itinerant traders per day	Exempt	C	per day	1,460.00	1,485.00	25.00	1.71
Approved charity bin site	Exempt	C	per annum	185.00	188.00	3.00	1.62
Burning off per event	Exempt	C	per event	155.00	157.50	2.50	1.61
Skips beyond size/time per site	Exempt	C	per week or part thereof	150.00	152.50	2.50	1.67
Shipping containers / pods	Exempt	C	per container	190.00	193.00	3.00	1.58
Occupation permit application fee on Council land (plant and equipment)	Exempt	C	each	80.00	81.00	1.00	1.25
Occupation permit inspection fee during business hours	Exempt	C	per inspection	140.00	142.00	2.00	1.43
Occupation permit inspection fee out of hours	Exempt	C	per inspection	370.00	375.00	5.00	1.35
Occupation permit Inspection fee out of hours - weekend rates	Exempt	C	per inspection	550.00	558.00	8.00	1.45
Occupation permit application fee on Council land (hoarding)	Exempt	C	each	80.00	81.00	1.00	1.25
Occupation rates	Exempt	C	Sq. metres per week	6.50	7.00	0.50	7.69
Miscellaneous permits & costs per event	Exempt	C	per event	155.00	157.50	2.50	1.61

Fees and Charges	GST Status	Fee type Council (C) or Statutory (S)	Proposed Budget 2021/22 Freq	Budget 2020/21 Fees & Charges	Proposed Budget 2021/22 Fees & Charges	Fee Increase / (Decrease) \$	Fee Increase / (Decrease) %
Park Access fee	Exempt	C	per Access	150.00	152.00	2.00	1.33
Storage of building materials	Exempt	C	per permit	225.00 + (Square meters x no. of weeks x 85.50)	225.00 + (Square meters x no. of weeks x 85.50)	0.00	0.00
Camping/caravan permits per month (over 3 months)	Exempt	C	per month	180.00	182.50	2.50	1.39
Reserved Parking Fees	Exempt	C	per bay	10.00	12.50	2.50	25.00
Works permit during business hours	Exempt	C	per day	80.00	81.00	1.00	1.25
Works permit out of hours	Exempt	C	per day	150.00	152.00	2.00	1.33
Occupation permit fee	Exempt	C	each	155.00	157.00	2.00	1.29
Release Fees							
Derelict vehicles & impoundment costs	Exempt	C	each	540.00	547.00	7.00	1.30
Shopping trolleys	Exempt	C	each	46.00	46.00	0.00	0.00
Trolley fitted with kart saver	Exempt	C	each	36.00	36.00	0.00	0.00
Obstructions/A boards & impoundment costs	Exempt	C	each	195.00	195.00	0.00	0.00
Miscellaneous small items & impoundment costs	Exempt	C	each	175.00	175.00	0.00	0.00
Miscellaneous large items & impoundment costs	Exempt	C	each + Cost	235.00	235.00	0.00	0.00

Fees and Charges	GST Status	Fee type Council (C) or Statutory (S)	Proposed Budget 2021/22 Freq	Budget 2020/21 Fees & Charges	Proposed Budget 2021/22 Fees & Charges	Fee Increase / (Decrease) \$	Fee Increase / (Decrease) %
Dog pound rehoming	Exempt	C	maximum (8 days) held	304.00	308.00	4.00	1.32
Where a fee is greater than \$60, the first \$50 of each fee is considered the application fee. Permits may require certain conditions and the normal public liability insurance cover required is \$10 million.							
Corporate Services							
Governance & Communications							
(Provision of prescribed accounts and records as listed in Part 10 Local Government Regulations 1990)							
Freedom of Information Act							
Administration							
Application fee (set by government)	Exempt	S	per application	28.90	28.90	0.00	0.00
Documents access charge	Exempt	S	per hour	21.70	21.70	0.00	0.00
Documents access charge	Exempt	S	per 1/4 hour	5.45	5.45	0.00	0.00
Document search charge	Exempt	S	per hour	21.70	21.70	0.00	0.00
Document search charge	Exempt	S	per 1/4 hour	5.45	5.45	0.00	0.00

Fees and Charges	GST Status	Fee type Council (C) or Statutory (S)	Proposed Budget 2021/22 Freq	Budget 2020/21 Fees & Charges	Proposed Budget 2021/22 Fees & Charges	Fee Increase / (Decrease) \$	Fee Increase / (Decrease) %
Non colour photocopying (A4 or part thereof)	Exempt	S	per page	0.20	0.20	0.00	0.00
Finance & Procurement							
Administration							
Certificates							
Urgent land information certificate processing fee (In addition to the certificate fee)	Taxable	C	per certificate	40.00	40.00	0.00	0.00
Land information certificate	Exempt	S	per certificate	27.00	27.00	0.00	0.00
Debt Collection							
Accounts Receivable - Legal collection fee (including Complaint)	Exempt	S	per account	As per Magistrates Court scale of costs.	As per Magistrates Court scale of costs.	N/A	N/A
Accounts Receivable - Company Search	Taxable	C	per account	27.50	27.50	0.00	0.00
Accounts Receivable - Letter of Demand	Taxable	C	per account	15.00	15.00	0.00	0.00
Accounts Receivable – Field Call	Taxable	C	per account	110.00	110.00	0.00	0.00

Fees and Charges	GST Status	Fee type Council (C) or Statutory (S)	Proposed Budget 2021/22 Freq	Budget 2020/21 Fees & Charges	Proposed Budget 2021/22 Fees & Charges	Fee Increase / (Decrease) \$	Fee Increase / (Decrease) %
Rates - Legal collection fee (including Complaint)	Exempt	S	per assessment	As per Magistrates Court scale of costs.	As per Magistrates Court scale of costs.	N/A	N/A
Rates - Field Call	Taxable	C	per assessment	110.00	110.00	0.00	0.00
Rates – Letter of Demand	Taxable	C	per assessment	15.00	15.00	0.00	0.00
Rates – Title Search	Taxable	C	per assessment	27.50	27.50	0.00	0.00
Rates – Company Search	Taxable	C	per assessment	27.50	27.50	0.00	0.00
Special Rates - Legal collection fee (including Complaint)	Exempt	S	per assessment	As per Magistrates Court scale of costs.	As per Magistrates Court scale of costs.	N/A	N/A
Special Rates - Field Call	Taxable	C	per assessment	110.00	110.00	0.00	0.00
Special Rates – Letter of Demand	Taxable	C	per assessment	15.00	15.00	0.00	0.00
Special Rates – Title Search	Taxable	C	per assessment	27.50	27.50	0.00	0.00
Special Rates – Company Search	Taxable	C	per assessment	27.50	27.50	0.00	0.00

Fees and Charges	GST Status	Fee type Council (C) or Statutory (S)	Proposed Budget 2021/22 Freq	Budget 2020/21 Fees & Charges	Proposed Budget 2021/22 Fees & Charges	Fee Increase / (Decrease) \$	Fee Increase / (Decrease) %
Special Rates – Mortgagee Letter	Taxable	C	per assessment	15.00	15.00	0.00	0.00
General Fees							
Rate Notice Reproduction fee	Taxable	C	per issue	15.00	15.00	0.00	0.00
Accounts Receivable - Dishonoured payment administration fee	Exempt	C	per dishonour	15.00	15.00	0.00	0.00
Rates - Dishonoured payment administration fee	Exempt	C	per dishonour	15.00	15.00	0.00	0.00
Special Rates - Dishonoured payment administration fee	Exempt	C	per dishonour	15.00	15.00	0.00	0.00
Accounts Receivable - Dishonoured payment administration Fee - Aged Care	Exempt	C	per dishonour	5.00	5.00	0.00	0.00