

Safer Banyule Plan

2017-2021

A message from the Mayor

To be added

Table of Contents

Safer Banyule Plan	1
A message from the Mayor	2
Table of Contents	3
Executive Summary	4
Introduction	6
Policy Context.....	7
Vision and Policy Principles.....	9
About Banyule	11
Our Localities	11
Our Community.....	12
Crime Prevention.....	13
Prevention theory – A snapshot	13
The role of local government in crime prevention	14
Snapshot of Local Data	15
Community consultation	15
Perceptions of safety.....	15
Crime Rates	17
Safer Banyule Action Plan 2017-2021	19
Priority 1: Building Community connectedness and confidence.....	19
Priority 2: Place management and activation	20
Priority 3: Ensuring Crime Prevention through Environmental Design (CPTED) principles are applied in the planning, maintaining and enhancing the public realm across Banyule.....	22
Priority 4: Crime Prevention: reducing opportunity	23
Priority 5: Addressing emerging social policy imperatives.....	25
Appendices	27
Plan development process	27

Executive Summary

Action to address crime and community safety has strong synergies with community building, good health and wellbeing and improved access to employment, education and training. When individuals feel safe within their community, they are more likely to experience greater levels of social connection and trust, and are more likely to become engaged with other members of the community. Perceptions of neighbourhood safety are also linked with health outcomes.

Perceptions of community safety, real or perceived, impact on the way people feel and interact in their community. Community safety is not only about reducing and preventing injury and crime. It is about building strong, cohesive, vibrant, participatory communities.

The Banyule Community Safety Survey (2016) had Banyule community reporting high levels of perceived safety ranging from 75% for 25-34 year olds to 95% for 55-64 year olds. Collectively, although the perceptions of safety were high, the survey responses identified two major areas of concern being Lighting in public places (14%) and Burglary (11%), followed by Youth 'hanging around' (8%), Traffic (6%) and Drug deals (7%).

The Safer Banyule Plan has been developed to guide the work of Banyule Council to continue to improve and maintain Community Safety in our municipality creating places where people can go about their daily activities without fear, risk or harm of injury. It is about responding to perceptions of community safety along with reducing and preventing crime, and building strong cohesive communities.

Council plays a central role in community safety through strong relationships with the local community and building collaborative partnerships across different government agencies and not for profit service providers in responding to local needs and concerns.

Community consultations and reports for the municipality demonstrated that perceptions of safety at home and on the street generally indicate that the community feels safe, with all ages on average rating high perceptions of safety at 84%. The 25 – 34 year old age group rated their perceptions slightly lower, perhaps indicating a different view of safety as there is extra time spent out of their work and home during late nights.

The Plan seeks to prioritise social crime prevention approaches that are underpinned by the key principles of:

- Prevention
- Harm minimization
- Education and information sharing
- Leadership and collaboration
- Building evidence
- Access and equity.

There are five priority areas outlined in the Plan which will guide the work of Banyule City Council over the next four years.

1. Building community connection and confidence
2. Place management and activation
3. Ensuring Crime Prevention through Environmental Design (CPTED) principles are applied in the planning, maintaining and enhancing the public realm across Banyule.
4. Crime prevention
5. Addressing emerging social policy imperatives

The Action Plan articulates crime prevention and advocacy actions aimed at improving community perceptions of safety and minimise crime.

Introduction

Community safety is about people and places and how they interact with each other to provide a social and physical environment that promotes participation and confidence. Each person's perceptions of community safety is partly based on an individual's range of experiences and expectations and gives each individual a unique level of acceptance to change and ability to cope with risk.

Finding ways to reduce the risk is a major component of community safety as is an understanding of who we are, how we live, learn, work and recreate which are essential to building a strong and effective community safety strategy.

Banyule City Council developed this Plan in partnership with cross Council departments, partner service agencies and organisations and through community consultation.

Council works closely with police and other agencies in different areas of community life, including engaging youth, traffic management, crime, talking about safety with the community, identifying hot spots for certain crimes or activities, and identifying ways to reduce opportunity for crime by improving the design and use of our public spaces.

The recorded offence rate (also referred to as 'the crime rate') provides the public with statistics about where there is isolated crime, and very importantly where there are patterns of crime emerging. Council is strongly invested in working collaboratively with police to understand the influences of crime in Banyule and identify opportunities for change and engagement.

Further, the working relationship Council has built with Women's Health In the North has provided significant information and data about the extent of family violence, comparisons with other areas of Melbourne and Victoria, and strategies being used by different providers.

This Plan emphasises the partnerships and collaboration required to undertake successful crime prevention work and the developed Action Plan outlines the priority actions for Council over the next four years.

Consulting with the community provides Council with important insights into community expectations and aspirations for a safe and strong community. Information gathered for the Safer Banyule Plan came from a range of surveys and discussions.

Continued engagement with community through existing networks, committees and partner agencies will inform the development and implementation of the specific initiatives within the action plan. This Plan must be flexible enough to take advantage of opportunities as they present and to adapt to emerging trends and issues.

Policy Context

Local Government has a central role in addressing individual and community concerns regarding perceptions and reality of safety as principally articulated in the Local Government Act. Further Local Government's role is strongly influenced and directed by state and federal legislation, guidelines and strategies. Following is an outline of a few of the key State and Federal documents as well as a broader list of policies and acts that inform our community safety approaches.

Local Government Act (1989)

The Local Government Act outlines that Council must have regard to the following facilitating objectives (as applicable to this Strategy):

(a) to promote the social, economic and environmental viability and sustainability of the municipal district

(c) to improve the overall quality of life of people in the local community

(d) to promote appropriate business and employment opportunities

The role of a Council includes:

(f) fostering community cohesion and encouraging active participation in civic life.

Banyule City Council Plan 2017-2021

Council Plan is a blueprint to achieve our shared vision: *Banyule, a green, sustainable and vibrant place for a healthy, connected and inclusive community.*

The Safer Banyule Plan is aligned to the Council Plan **Key Focus Area 1.4** *Develop and promote safety and resilience in our community, and Places*; and **Key Focus Area 3.3** *Revitalise distinctive, appealing and thriving activity centres and employment precincts.*

The Public Health and Wellbeing Act 2008

This Act outlines local government obligations to protect and enhance the health and wellbeing of its community. The Health and Wellbeing Plan 2013-2017 also provides strategic direction for Community Safety Planning. In particular under Key Direction 3 of the Plan *'Develop and promote safety and resilience in our community'* which identifies a range of important elements to a safe community.

Parliamentary Inquiry into Locally Based Approaches to Community Safety and Crime Prevention (2012)

The inquiry focussed on the process and models through which effective crime prevention policy and programs can be developed and implemented at a local level and the partnerships that can be formed to make this happen. It provides specific recommendations for implementing crime prevention and community safety strategies for local governments.

National Crime Prevention Framework

A resource which outlines the most effective approaches to the prevention of crime; and provides guidance by way of information on best practice to assist with the

development of appropriate policies, strategies and programs to address crime trends and issues.

Community Crime Prevention Framework

This framework from the Department of Justice and Regulation focuses on supporting local community crime prevention and outlines the State Government strategic priorities.

Other Government Acts and Policy links

Victorian Government Acts

- Victorian Charter of Human Rights and Responsibilities Act 2006
- Victorian Crimes Act 1958
- Victoria Police Road Safety Strategy 2013-2022
- Victorian Emergency Management Act 1986
- Graffiti Prevention Act 2007

Victorian Government policies and strategies

- A Right to Respect: Victoria's Plan to Prevent Violence against Women 2010-2020
- A Right to Safety and Justice: A Strategic Framework to Guide Continuing Family Violence Reform in Victoria 2010-2020
- Department of Justice and Regulation, Community Crime Prevention Program
- Department of Sustainability and Environment, Safer Design Guidelines for Victoria, 2005
- Environments of Health Framework
- Victoria's Alcohol Action Plan 2008-2013
- Victoria's Road Safety Strategy 2013-2022
- Victorian Ice Taskforce, Ice Action Plan, March 2015
- Victorian Planning Provisions 2006
- Victoria Police, Road Safety Action Plan 2013-2018

Federal Government policies and strategies

- Australian Government, National Drug Strategy, 2010-2015: A framework for action on alcohol, tobacco and other drugs
- Family Violence Protection Act 2008
- Australian National Action Plan on Women, Peace and Security 2012-2018

Banyule City Council policies and strategic plans

- Health and Wellbeing Policy and Strategy 2017 - 2021
- Surveillance Policy 2016
- Road Management Plan 2013-2017
- Electronic Gaming Machine Policy 2014
- Graffiti Management Strategy 2015-2018
- Integrated Transport 2015-2035
- LGBTI Plan
- Public Open Space Plan 2016-2031

Vision and Policy Principles

OUR VISION

A community that is safe, connected and active in community life.

Policy Statement

Banyule City Council is committed to working in partnership to improve community perceptions of safety and support crime prevention activities locally to strengthen community and social connectedness.

The following six principles have been identified as underpinning the Safer Banyule Plan's priorities. Each of the principles is a critical element of best practice in a community safety strategy. Identifying the most important principles for each identified priority and associated goals provides a strong basis for measuring performance and outcomes and recognising the changing needs of the community over time:

Guiding Principles

Prevention - In community safety, prevention is often focused on preventing crime or reducing the opportunity for potential offenders. Prevention is also focused on community education about other safety issues such as reducing intentional and unintentional harm and injury at home and in public places.

Harm minimisation - To aim to prevent and reduce the myriad of harms associated with harmful (licit and illicit) drugs in the community. Its major focus is to address alcohol and other drug (AOD) impacts by considering the health, social and economic consequences of AOD use on both the individual and the community as a whole. Harm minimisation has three overarching strategies of demand reduction, harm reduction and support reduction. Councils can play a role in the area of harm reduction.

Education and information sharing - Education and information sharing provides an opportunity to be proactive in acknowledging community concerns and issues and in engaging with different population groups that may benefit from focused information sharing and discussion.

Leadership and collaboration - Local government has a unique role in showing leadership in social policy areas because local government is most closely connected to its constituents. Advocacy for changes that strengthen community responses and contribute to increased safety has been a crucial community safety focus for many years.

Building evidence - Evidence based practice ensures direct links between actions and a demonstrated need. Evidence can, and should be identified and collected from multiple sources (triangulation) to strengthen the validity of information. Evidence

base must also be based around comparative data and information to provide context to interpretation.

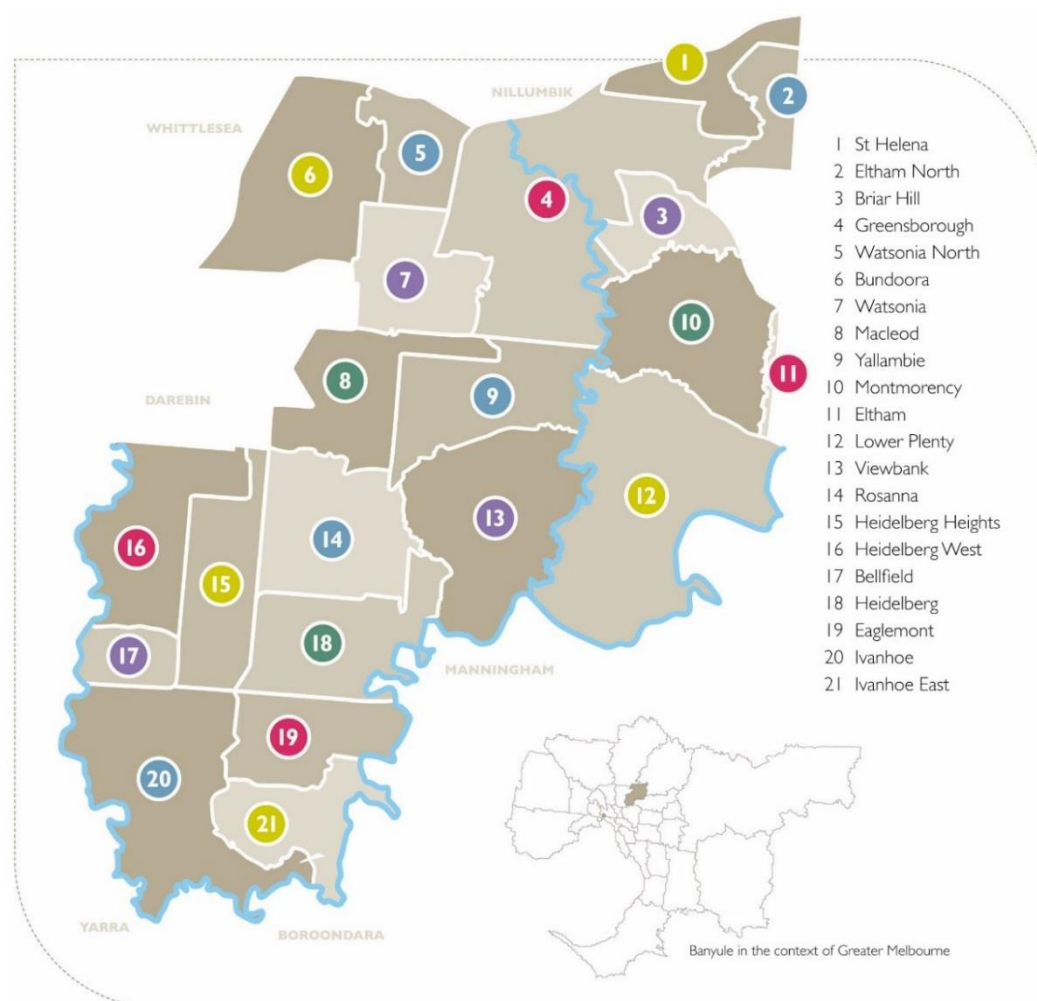
Access and equity - Identifying ways to strengthen opportunities for all community participants, regardless of race, religion, culture, language or life circumstances to access quality services and programs.

About Banyule

Our Localities

Banyule is located between 7 and 21 kilometres north-east of central Melbourne and is made up of 21 suburbs (Figure 1). The City covers an area of approximately 63 square kilometres. The Yarra River runs along the City's south border while the west is defined by Darebin Creek. Banyule is located on the lands of the Wurundjeri and Council recognises the Wurundjeri as the traditional custodians of the lands and waters upon which Banyule is located. Council is committed to protecting Aboriginal heritage sites and over 50 sites have been identified in Banyule. Most are beside major waterways like Darebin Creek and the Yarra and Plenty Rivers.

Figure 1- Map of Banyule's suburbs



Banyule is renowned for its open spaces and plentiful parklands, especially along the Yarra and Plenty River valleys. There are 466 hectares of council-owned open space in Banyule, as well as substantial areas of parkland managed by Parks Victoria. These provide a wealth of recreational, environmental and tourism opportunities for the region.

Banyule is primarily a residential area and retaining the character of individual neighbourhoods is important to the local community. While separate houses dominate, increasing numbers of semi-detached houses, townhouses and units are being built. Over two thirds of homes are privately owned or being purchased, with most of the rest being rented.

Banyule has a number of commercial centres, the largest being the Greensborough Principal Activity Centre, with Heidelberg and Ivanhoe designated as Major Activity Centres. There are significant industrial areas in Heidelberg West, Greensborough, Briar Hill and Bundoora. The City is home to a number of large institutions such as the Austin Hospital including the Olivia Newton John Cancer Centre, the Mercy Hospital for Women, the Heidelberg Repatriation Hospital and the Simpson Army Barracks.

Our Community

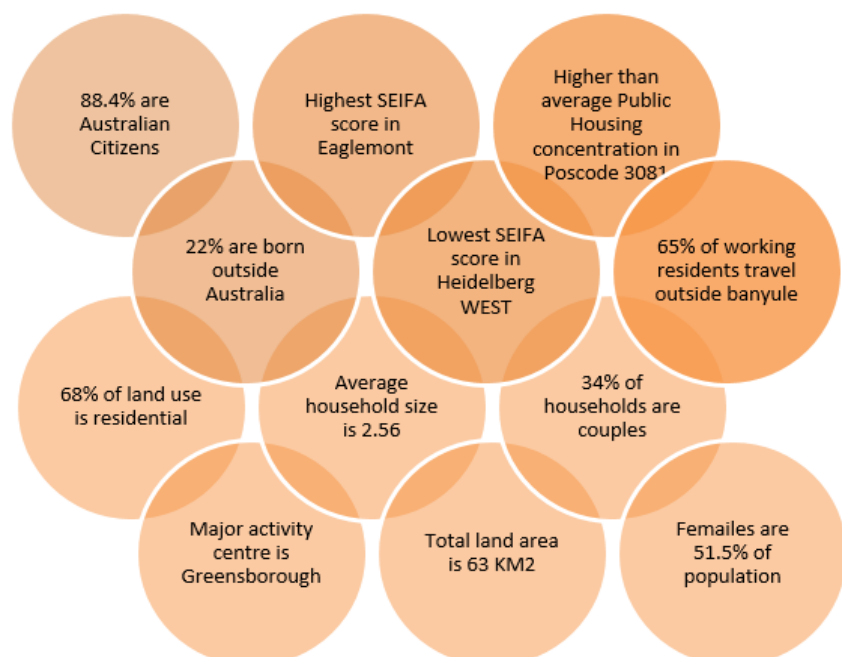
The Wurundjeri Willum people are the original inhabitants of this area and the Traditional Owners of this land.

Banyule has a diverse community of over 128,000 people from over 140 countries. A significant number of residents have European ancestry, and there is an increasing population of people with Asian and African ancestry. This diverse population brings a cultural richness to the community.

Although the number of people living in Banyule is expected to increase in the next decade, our population is expected to age, with the greatest growth occurring in the over 60 age group. Census data from 2006 to 2011 shows that the population of under 4 year olds has grown, as Banyule, along with the nation as a whole, has experienced a mini 'baby boom'.

Banyule's main industries are health care, retail, education, construction and manufacturing. A large number of the jobs available in Banyule are filled locally.

Some city and demographics statistics of interest



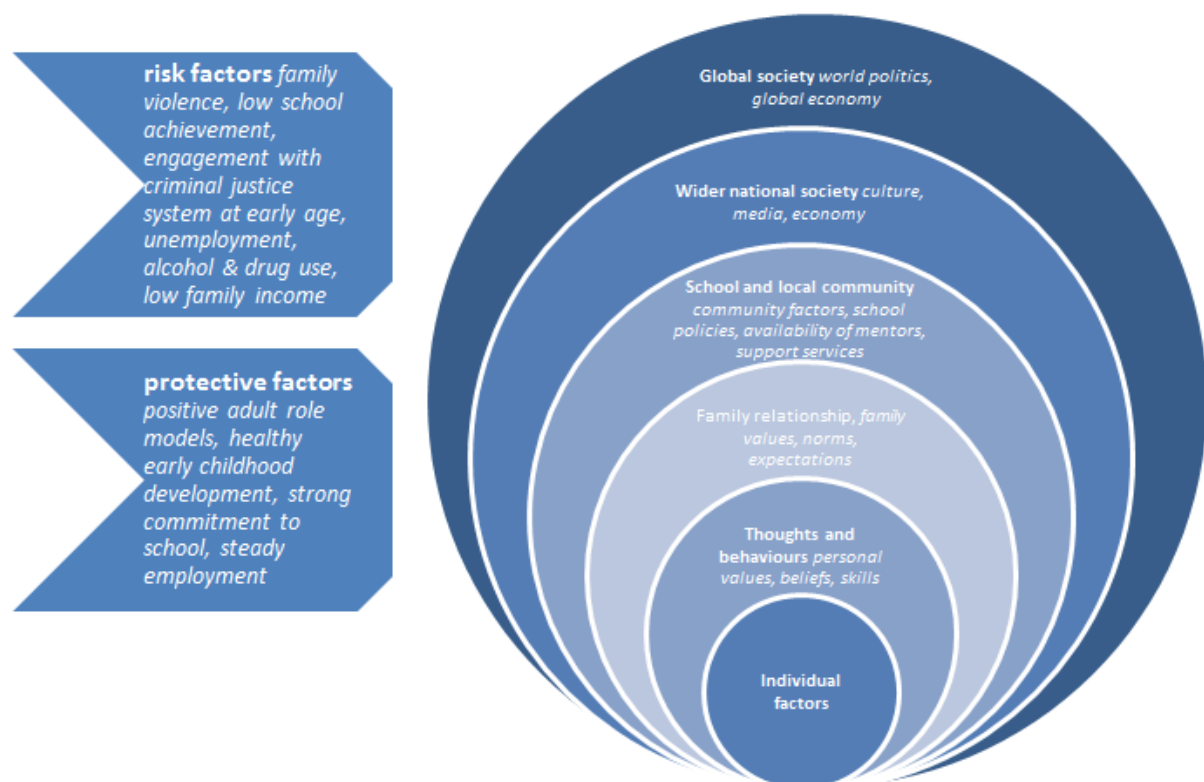
Crime Prevention

Prevention theory – A snapshot

Crime prevention can reduce the long term costs associated with the criminal justice system and the costs of crime, both economic and social, and can achieve a significant return on investment in terms of savings in justice, welfare, health care, and the protection of social and human capital. A safe and secure society is an important foundation for the delivery of other key services. Community safety and security is a prerequisite for sound economic growth through continuing business investment as well as community well-being and cohesion.

Action to address crime and community safety has strong synergies with community building, good health and wellbeing and improved access to employment, education and training. There is no single factor or combination of factors that causes a person to get involved in crime, however there are risk factors that can increase the likelihood (Figure 2). Similarly, protective factors are positive influences that can keep people from becoming involved in crime.

Figure 2 - Factors that influence the risks of crime¹



¹ Adapted from the United Nations Office on Drugs and Crime (2010) Handbook on the Crime Prevention Guidelines; Making them work. United Nations, New York. Cited in Community Crime Prevention Framework, Department of Justice, 2014, p. 8, <http://www.crimeprevention.vic.gov.au/home/resources/the+community+crime+prevention+frame+work>

The role of local government in crime prevention

In Australia, federal and state governments are responsible for crime prevention policy and the overarching strategy or framework that outlines the goals, priorities and approaches to preventing crime. Relevant Departments typically then provide funding and technical advice to non-government organisations and local government authorities to plan and deliver crime prevention initiatives to support the implementation of these state and national priorities.

Local government plays a key role in creating the environment which supports health and wellbeing. The Public Health and Wellbeing Act 2008 requires councils to prepare a four-year municipal public health and wellbeing plan which sets goals and priorities to enable people living in the municipality to achieve maximum health and wellbeing. Feeling safe in the community enhances social connection and trust and improves health and wellbeing outcomes.

Local governments support community safety in many ways such as the provision of local services, creating opportunities for social participation, supporting culturally diverse communities and Aboriginal reconciliation, providing access to local facilities and undertaking strategic planning for health and wellbeing. Local government is well-placed to lead and participate in crime prevention activity. Most crime and immediate safety concerns for communities are local in nature, for example property crime, theft, antisocial behaviour and vandalism. Therefore the approach to preventing crime should also be locally tailored. Local government, due to its functions and relationships to the community and other key partners are well-placed to lead and coordinate this work.

Banyule City Council's Community Safety role is focused on encouraging collaboration and partnership between different government level agencies and not for profit service providers to respond to locally based needs and concerns. These services, programs and activities are developed to respond to local conditions regarding connecting people, creating and sustaining inviting and safe places for people of all ages and backgrounds, policing and specialist services for when life challenges require extra resources for residents.

Snapshot of Local Data

Community consultation

Consulting with community members provide Council with important insights into community expectations and aspirations for a safe and strong community. Information gathered for the Safer Banyule Plan has been informed through a range of surveys and discussions (Figure 3)

Figure 3 - Community consultation activities

	Type of consultation	Number of community members	Location
Banyule Consultations – Safe Banyule survey	Face to face survey	152	Malahang Festival Greensborough Plaza Ivanhoe Aquatic Centre 3081 Community Safety Group
Banyule Council Annual Community Satisfaction survey	Telephone Survey	400	N/A
Community consultations	Positive ageing forum	30 people	Greensborough

Perceptions of safety

A safe community is *“a liveable community, where people can go about their daily activities in an environment without fear, risk of harm or injury.”* Perceptions of community safety, real or perceived, impact on the way people feel and interact in their community. Community safety is not only about reducing and preventing injury and crime. It is about building strong, cohesive, vibrant, participatory communities.

Perceptions of community safety are linked with health outcomes. When individuals perceive their community as unsafe they are less likely to engage in outdoor activities and exercise and are more likely to experience increased anxiety, poor health outcomes and poor self-rated health. Conversely, when individuals feel safe within their community, they are more likely to experience greater levels of social connection and trust, and are more likely to become engaged with other members of the community.

A major data set for measuring people’s sense of safety at home and on the street is compiled by Community Indicators Victoria via the Subjective Wellbeing Report. The 2011 report provides comparison with other councils, regions and Victoria. Banyule’s levels of safety in 2011 (Figure 4) are very positive and exceed the North and West Metropolitan Region (NWMR) levels in all categories.

Figure 4 - Community Indicators Victoria - Subjective Wellbeing report (2011)

Indicator	Respondents (%)	
	Banyule	NWMR
Feel Safe or Very Safe When at Home Alone During the Day	99.5	97.8
Feel Safe or Very Safe When at Home Alone at Night	96.3	93.3
Feel Safe or Very Safe Walking Alone in Local Area During the Day	98.2	95.2
Feel Safe or Very Safe Walking Alone in Local Area at Night	77.4	65.2

Banyule City council also undertakes a Safe Banyule Survey to understand community members' perception of safety in their local area at different locations and times of day and to develop understanding of the issues that reduce community members' sense of safety. Participants are also asked whether they live, work and undertake leisure activity in Banyule to assess the level of engagement and time community members spend within their local environment.

Understanding how different age groups experience community life provides an extra level of information about how people at different stages of their life can experience the same city and same environment quite differently. This is one of the challenges of community safety as responses, solutions and interventions can require high levels of modification to accommodate those age-related issues.

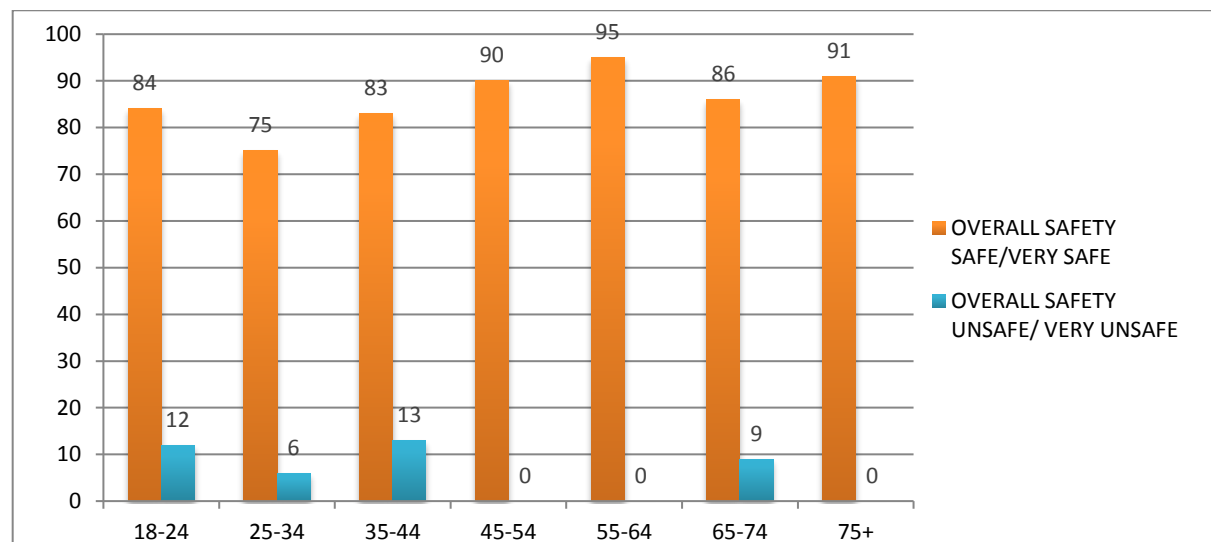
The Safe Banyule Survey (2016) show a broad range of responses to feeling safe at home and on the street depending on age group. With the exception of 25 to 34 year olds who rated the overall level of safety in Banyule at 75% for safe and very safe, all age groups rated Banyule at 84% or higher with 55 to 64 year olds rating the highest with 95%.

Conversely, although the perceptions of safety were relatively high, the level of participants who responded that they felt unsafe or very unsafe in their local environment was low, ranging from 0% for both the 45-54 year old group and the 75+ group to the highest level of 13% for 35-44 year olds.

Although the general perceptions of safety were relatively high, of specific note, the survey responses identified two major areas of concern being **Lighting in public places** (14%) and **Burglary** (11%), followed by **Youth 'hanging around'** (8%), **Traffic** (6%) and **Drug deals** (7%).

Overall, Banyule community's perceived safety levels are high (Figure 5) ranging from 75% for 25-34 year olds to 95% for 55-64 year olds. The lower level for the 25-34 year old may indicate a different view of safety as this is the age group when people spend extra time out of their home and out during late nights.

Figure 5 - Safe Banyule Survey 2016: age groups and sense of overall safety

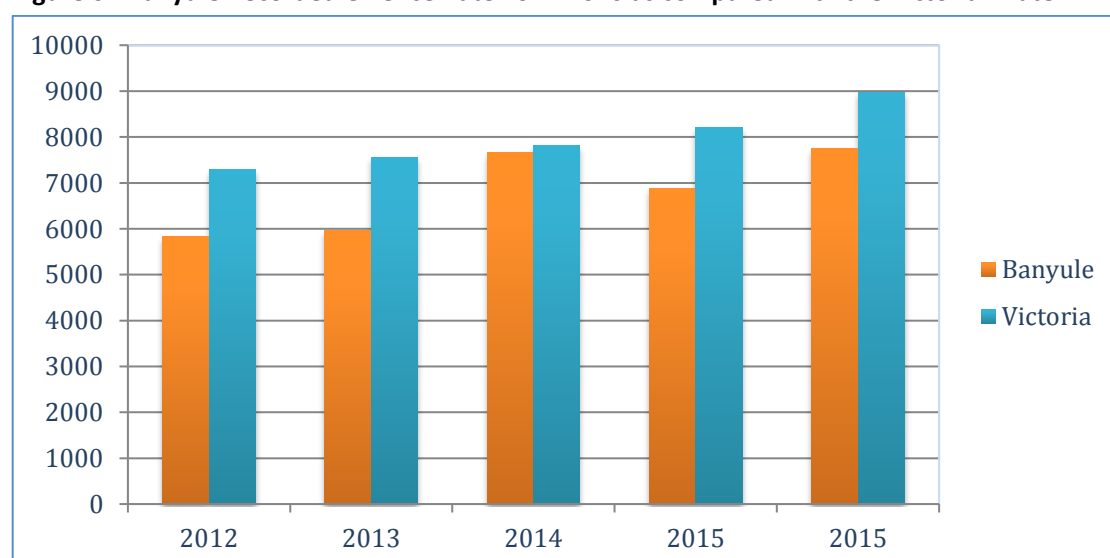


Crime Rates

Local government plays a critical role in advocating, collaborating, educating and engaging between stakeholders to address crime and anti-social behaviour issues.

According to Crime Statistics Agency Victoria the overall Banyule's recorded offence rate has been on average 20% lower than the recorded Victorian rate over the past five years (Figure 6). This has provided for a consistent level of safety across the community, with crimes against the person particularly having an overall reduction of 3.8%. However, some types of crimes under the Property and deception offence category have increased with Burglary having fluctuated over the last five years with an overall rise of 7%. Whilst Drug cultivation and manufacture decreasing by 11%, however drug dealing and trafficking increasing in the 2015 and 2016 year for the first time in over five years.

Figure 6 - Banyule Recorded Offence Rate 2012-2016 as compared with the Victorian Rate



In the year ending 30 June 2016, Greensborough was the suburb with the largest number of offences in all categories recorded in Banyule, replacing Heidelberg which had the highest number of offences recorded in the previous three years. (Figure 7) In the year ending 30 June 2016, the suburbs of Greensborough, Heidelberg and Heidelberg West accounted for 47.7% of all offences recorded in Banyule.

Figure 7 - Crime Statistics Agency, 2017 - Recorded Offences in Banyule – top 5 suburbs

	2013 / 2014	2014 / 2015	2015 / 2016	% change Last year
Greensborough	1,231	1,615	1,996	23.6%
Heidelberg West	1,195	1,106	1,392	25.9%
Heidelberg	1,752	1,830	1,315	-28.1%
Ivanhoe	947	801	809	1.0%
Heidelberg Heights	550	466	718	54.1%

Family Violence

Women's Health In the North report the following as extracted from Victoria Police LEAP (2015-16), showing that family violence is a major component of all reported assaults and all sexual offences in Banyule.

- An average of 25 family violence incidents are reported each week
- Family violence was the context for slightly more than half (56%) of all recorded assaults
- Family violence incidents decreased from 1,342 in 2014-15 to 1,317 in 2015-16 (a decrease of 1.9%). This is in comparison with Victorian rates where family violence incidents increased by 10% in 2014-15 to 2015-16
- 71% of family violence victims are female
- Banyule's family violence reported incidents per 100,000 is 1,033.5 being 14% lower than for the North Metropolitan Region and the second lowest LGA in the region

It is however important to note that family violence and accompanying sexual offences against women are often underreported and the data is therefore likely to underestimate the true extent of the problem.

Graffiti

During the development of this Plan it was recognised that extensive work had already been undertaken locally focussed on graffiti management and its relationship to community safety with the development of the Graffiti Management Strategy 2015-2018. It was therefore concluded that this Plan would not seek to include any additional actions to address Graffiti but rather include a reference to the implementation of the existing Strategy.

Safer Banyule Action Plan 2017-2021

Five priority areas and linked goals for action have been identified for the Banyule City Council to work to and achieve over the next four years.

Many of our goals and actions continue over time as they relate to long term disadvantage, changing populations, age related issues and changes in crime patterns.

A detailed action plan has been developed which outlines under each priority area, goals, actions, timing and responsibility.

Banyule city council will continue to monitor crime and community safety perceptions data and trends as a tool to indicate progress and long term outcomes.

Priority 1: Building Community connectedness and confidence

Rationale: Banyule is a safe city with overall high levels of perception of safety across age groups. However, issues (and media reports of) including cybercrime, gangs, drugs and home invasions can heighten levels of concern and this may limit people's sense of confidence to participate in community life with older residents one of the main cohorts most affected by these concerns.

Goal	Actions	When	Responsibility
Engage with the community to increase people's sense and reality of safety	Facilitate the Community Safety Working Group 3081 in Heidelberg West	2017-2021 Monthly meetings February-December	Community Safety
	Participate in local Community Safety Networks including Greensborough Safety Committee and the Northland Precinct Action Group	2017-2021 Ongoing	Community Safety Banyule Youth Services
	Facilitation of resolution to safety issues including to residents issues or key stakeholder notifications	2017-2021 Ongoing	Community Safety All Council departments as relevant
	Lead on a Community Safety Expo at	2017-2021 Annually in November	Community Safety Leisure and Cultural Services

	Malahang Festival, Heidelberg West		
	Provide community safety information at selected Council and community events	2017-2021 Ongoing	Community Safety
The availability of a calendar of community safety focused events, where there is opportunity for the community to be informed and involved.	Develop a calendar of community safety events aligned with themed days and months, such as Community Safety Month, Elder Abuse Day and White Ribbon Day	2017-2021 Annually	Community Safety
Visual representations of safety in Banyule are developed and used across the community over the year	Pursue opportunities to promote visual community safety messages such as on Council assets and positive media stories such as in Banyule Age In Focus	2017-2021 Ongoing	Community Safety Graffiti Project Officer Communications

Priority 2: Place management and activation

Rationale: Place management is an effective mechanism for bringing stakeholders together to address issues of safety, access and equity and amenity to areas that have location based issues. Banyule Council supports place based responses.

Goal	Action	When	Responsibility
Continued commitment to place based responses	Plan and implement place activation and community capacity building through Council's Project 3081 team	2017-2021 Ongoing	Project 3081
	Develop and implement youth led community development activities in public spaces where	2017-2021	Banyule Youth Services

	young people meet and socialise to increase perceptions of safety		
	Develop a Cultural Precinct Framework that seeks to recognise, celebrate and enhance the Bell Street Mall Horn of Africa cultural character	2017-2021	Economic Development
Ensuring strong partnerships and collaboration with community stakeholders to respond to “hot spot” safety issues	Coordination of advocacy of timely responses including from Council services delivery departments and key stakeholders	2017-2021	Community Safety
	Implement the Dumped Rubbish and Litter Plan 2017-2021	2017-2021	Assets and City Services
	Leverage Council Departments initiatives and projects to encourage positive activation of spaces such as pop-up parks, Movies on the Move	2017-2021 Ongoing	Leisure and Cultural Services
	Leverage the existing activities of the 11 Traders Associations across Banyule’s network of activity centres. This includes marketing, events and public realm improvements	2017-2021	Economic Development
Development of a high level strategic	Workshop community safety issues and	2018	Community Safety

collaboration with stakeholders to identify safety issues at the Greensborough Activity Centre (GAC)	responses with GAC stakeholders		
--	---------------------------------	--	--

Priority 3: Ensuring Crime Prevention through Environmental Design (CPTED) principles are applied in the planning, maintaining and enhancing the public realm across Banyule

Rationale: Quality spaces invite people into the place and encourage active use of it. Communities that use public spaces with confidence increase community confidence and reduce opportunity for potential offenders to engage in criminal acts and/or anti-social behaviour.

Goal	Action	When	Responsibility
Spaces are designed and maintained in ways that discourage crime and enhance safety and access	Seek funding opportunities to improve amenity and infrastructure	2017-2021 Ongoing	Community Safety Civic Services
	Continue existing project support for Mall SAFE project at The Bell Street Mall, Heidelberg West	2017- May 2018	Community Services Civic Services
	Ensure safety and security is an active consideration in all planning applications	2017-2021 Ongoing	Planning
	Strengthen Council knowledge of how to integrate CPTED into all Council infrastructure and open space planning	2017-2021 Ongoing	Community Safety
Council's Surveillance in Public Places Policy is implemented	Convene the Surveillance Policy Network to assess new requests for CCTV and manage the allocated budget	2017-2021 Quarterly	Community Safety

The focus on graffiti management across Banyule is continued	Implement the Graffiti Management Strategy 2015-2018	2017-2018	Community Safety Graffiti Project Officer Civic Services
	Review and development of a Graffiti Management Strategy 2019-2022	2018	Community Safety
Ensure adequate lighting levels in open spaces, car parks and shopping precincts	Review Council's process in managing lighting across Banyule	2018-2019	Community Safety Major Projects and Infrastructure
The support and advocacy of safe public and private transport systems in Banyule	Continue ongoing advocacy and implement identified actions from the Banyule Safe Travel Plan 2016-2026	2018 -2021	Transport and development

Priority 4: Crime Prevention: reducing opportunity

Rationale: Banyule's recorded offence rates are consistently lower than Victorian rates. The community's perceptions and experience of safety can be different from official offence rates. Building strong partnerships with law enforcement and local community groups provides an important opportunity for Council to share information, identify strategies and influence policy.

Goal	Action	When	Responsibility
The identification of opportunities for Council to assist culturally diverse communities to address their concerns around community safety and crime interventions	Facilitate and support actions responding to anti-social behaviour within the community	2017-2021 Ongoing	Community Safety Social Planning Youth Services Project 3081
		Ongoing	Community Safety

	Collaboration is strengthened with community and agencies to raise awareness and responses to radicalism		Social Planning
The implementation of community messaging around harmful alcohol and drug consumption	Support partnership initiatives that raise awareness of the impact of alcohol and other drugs in all community settings	2017-2021 Ongoing	Community Safety Social Planning Health Services
	Provide community information about when and how to report incidents of criminal or anti-social behaviour to Police, Crime Stoppers or Council	2017-2021 Ongoing	Community Safety Communications
	Partner with Victoria Police to strengthen the Banyule Liquor Forum to support legislative and planning compliance across license types	2017-2021 Biannually May and October	Community Safety
Identify strategies for increasing vulnerable community members' sense of safety in their home and in public spaces including those who have been victims of crime, elderly, young people and people with disabilities	Develop partnership initiatives to inform targeted responses such as PVAW and Women with Disabilities event and Victoria Police Crime Prevention Officer visits and information sessions	2017-2021 Ongoing	Community Safety Aged Services Metro Access
Crime prevention messages are increased	Partner with Victoria Police and Neighbourhood Watch	2017-2021 Ongoing	Community Safety Economic Development

particularly around opportunistic crime	to hold events such as Safe Plate Day, business/residential security presentation and public transport hub visits		traffic
---	---	--	---------

Priority 5: Addressing emerging social policy imperatives

Rationale: Community safety can be a fluid environment that is required to respond to major social policy change environments. This has been seen with the 2009 Victorian Bushfires and currently with the Royal Commission into Family Violence recommendations and policy. Emerging imperatives bring a range of challenges in addressing resourcing and support requirements from Council until policy becomes mainstream and embedded into legislation, strategy and policy. A major current focus is Family Violence, with incidents in Banyule accounting for slightly over half of all assault incidents and slightly under one half of all sexual offences.

Goal	Action	When	Responsibility
Implement the Royal Commission into Family Violence recommendations for Councils	Draft an action plan to respond to the Royal Commission recommendations	2018	Community Safety
	Note other inquiries which may also impact upon Councils responses such as Royal Commission into Institutional Responses to Child Sexual Abuse	To be advised	Community Safety
Strengthen collaboration with agencies to support the vulnerable and the abused	Co-convene the Nillumbik/Banyule Family Violence Network	2017-2021 Ongoing Bi-monthly	Community Safety
	Continue partnerships with regional networks including the Family Violence Sector and Women's Health in the North, and others such as Primary Care Partnership,	Ongoing	Social planning Youth services

	Department of Health and Human Services, and Municipal Association of Victoria		
	Lead on, collaborate and deliver awareness and educative activities around problem gambling, homophobia and racism	2017-2021	Community Safety Social planning
	Proactively engage with agencies around the issues of homelessness including the development of a Council policy and procedure	2018-2019	Community Safety Social Planning
Increase Council awareness of major Community Safety frameworks and models, including CPTED, risk and protective factors, social determinants of health and primary, secondary, tertiary crime prevention intervention responses.	Design relevant training with Council Departments	2018-2019	Community Safety Social Planning Health Services Local laws Planning

Appendices

Plan development process

Phase	Details
Assess process from current plan	<ul style="list-style-type: none"> • Banyule Council Surveillance in Public Places Policy • Graffiti Management Strategy 2015-2018 • Graffiti Prevention and Removal Grants • Department of Justice Community Safety Fund grants • Department of Justice Public Safety Infrastructure grant • Crime prevention initiatives including Safe Plate days and Railway hub pop up events • Preventing Violence against Women awareness raising events • Review of Safer Banyule Plan 2012-2016
Collecting data on our city and our people	<ul style="list-style-type: none"> • 68% of land use is residential • 20 people per hectare • Average household size is 2.56 • Banyule is the 13th least disadvantaged community in Victoria • Total land area: 63km² • 20 suburbs in Banyule • 7-21 km from Melbourne • 88.4% are Australian citizens • Predicted population is 148,095 in 2036 • Highest SEIFA score in Eaglemont • Lowest SEIFA score in Heidelberg West • 126,232 people live in Banyule • Higher than average concentration of public housing
Internal consultation	<ul style="list-style-type: none"> • Customer Service • Parks and Gardens • Bushlands • Environmental Services • Leisure and Recreation • Strategic and Economic Development • Community and Social Planning • Project 3081 • Youth Services • Community Partnerships • Early Childhood Services
External consultation	<ul style="list-style-type: none"> • General community at events • Banyule community at public places • Shopping centre managers and traders

	<ul style="list-style-type: none"> • Vic Police • Women's Health in the North • Community safety working group 3081
Community survey	<ul style="list-style-type: none"> • on line survey promoted to the community
Data collection	<ul style="list-style-type: none"> • Crime Statistics Agency • Community Indicators Victoria • Banyule Council annual community satisfaction survey • Women's Health In the North Violence against Women Factsheets for the municipality of Banyule
Cross-Council planning workshop	<ul style="list-style-type: none"> • involving all the Council units initially consulted • Councillors briefed and engaged in the draft stages
Draft plan	<ul style="list-style-type: none"> • internal review
Consultation	<ul style="list-style-type: none"> • release for community review • feedback considered and incorporated
Final plan	<ul style="list-style-type: none"> • approved by Council
Implementation	<ul style="list-style-type: none"> • implement the action plan
Monitoring and evaluation	<ul style="list-style-type: none"> • monitor and evaluate delivery of the action plan • report back to the community on progress

