LEGEND

- Existing Tree — To be retained and protected
- Existing Tree — To be removed
- Existing Path — To be removed
- Existing Fence
- Existing Tan Track
- Proposed Granitic Sand Paving
- Proposed Concrete Paving — Tan Colour
- Proposed Concrete Paving — Natural Grey Colour
- Proposed Concrete Paving — Charcoal Colour
- Proposed Concrete Paving to Ride and Scoot Track
- Proposed Multipurpose Court — Basketball-Futsal-Netball-Four Square Linemarking
- Proposed Soft-fall Mulch to Playground Areas
- Proposed Irrigated Lawn
- Proposed Tree
- Proposed Garden Beds
- Proposed Grassed Areas
- Proposed Park Fence
- Proposed Ball Catch Fence
- Proposed Seats
- Proposed Benches
- Proposed Double Picnic Settings — With wheelchair accessible ends
- Proposed Dual Hot-Plate Barbecues
- Proposed Drink Fountains
- Proposed Bike Rails
- Proposed Litter Bin Enclosures
- Proposed Shelters

NOTES

1 2 **Multipurpose Court** - with full-sized basketball and futsal courts and four square linemarking, including barrier fence set back from the court base lines. Social gathering areas around the court complement the use of the space.

3 **Learn to Ride and Scoot Track** - 2.5m wide learn to ride and scoot track with linemarking, humps and banked corners. The track can accommodate scooters, bikes, skateboards and rollerblades at a beginners level. A central track allows for low concrete upstand walls/seats for intermediate skaters.

4 **Social Gathering Space** - with custom timber seating.

5 6 **Play Equipment** - catering for children in their middle years through to young adults. Includes the Bloqx 5 climbing structure as well as Net Twister. Both cater for multiple users and the development of gross motor skills.

7 **Irrigated Lawn** - with high quality, well maintained grass for community use such as picnicking, and park fitness classes.

8 **Picnic Areas** - including a shelter, picnic settings, barbecues, drink fountains and litter bins.

9 10 **Seats and Benches** - provide social gathering opportunities and places to observe recreational activities.

11 **Bike Parking Spaces** - near Picnic Area 2 and the Multipurpose Court.

12 **Ball Catch Net -** behind the goals.

13 **Low Safety Fence/Barrier** - to assist in containing children in the park and increase the level of safety.

14 **Playspace** - nestled within a natural setting with plenty of shade and nature play opportunities. Refer to Playspace Concept Enlargement Plan.


12 Ball Catch Fence Behind Goals


13 Low Safety Fence/Barrier

STATUS

PRELIMINARY

REVISIONS

NO.	AMENDMENT	DATE
A	COUNCIL REVISIONS	24.08.17
B	FOR CONSULTATION	01.09.17
C	FINAL CONCEPT	12.12.17

ACLA CONSULTANTS

Landscape Architecture & Design

Suite 2/751 Nicholson Street
North Carlton Victoria 3054

T 03 9381 4366
www.acla.net.au

CLIENT

Banyule CITY COUNCIL

PROJECT

FORD PARK COMMUNITY ACTIVITY AREA

DRAWING TITLE

DRAFT LANDSCAPE CONCEPT PLAN

PROJECT Nº	DATE	SCALE
1708	25.07.2017	1:250@A1 1:500@A3

DRAWING Nº	REVISION
1708-SD1	C

YOUTH AREA

1 Combination futsal and basketball goal with barrier fence set back from court base line.

2 Plexipave multipurpose court with full-sized basketball and futsal courts and four square linemarking

3 2.5m wide concrete learn to ride and scoot track with linemarking, humps, banked corners and low concrete upstand walls/ seats for intermediate skaters.

3 Banked corners to scooter/bike track.

5 2.8m high Corocord Net Twister with activities including climbing and spinning.

3 Track can accommodate scooters, bikes, skate-boards, roller-blading etc.

4 Social gathering spaces with custom seating.



6 3.0m high Bloqx 5 climbing structure to accommodate a large number of users and provides multiple levels of challenging use.

PICNIC AREA

7 Irrigated lawn providing a well maintained grass surface for picnics, social gatherings and events.

7 Well maintained grass surface for park fitness classes e.g. Yoga or Tai Chi

8 Example of wheelchair accessible picnic settings.



7 Well maintained grass surface for park fitness classes e.g. Boot Camp

8 Picnic Areas 1 and 2 including shelters by accessible picnic settings, barbecues, drink fountains and litter bins (pictured below).

8 Example of accessible drink fountain

8 Example of 240L Bin Enclosure

8 Example of accessible barbecue.



9 Example of seat with back and arm rests.



10 Example of bench.

11 Example of stainless steel bike rails.

STATUS

PRELIMINARY

REVISIONS

NO.	AMENDMENT	DATE
A	COUNCIL REVISIONS	24.08.17
B	FOR CONSULTATION	01.09.17
C	FINAL CONCEPT	12.12.17

ACLA CONSULTANTS

Landscape Architecture & Design

Suite 2/751 Nicholson Street
North Carlton Victoria 3054

T 03 9381 4366
www.acla.net.au

CLIENT

Banyule CITY COUNCIL

PROJECT

FORD PARK COMMUNITY ACTIVITY AREA

DRAWING TITLE

YOUTH AREA AND PICNIC AREA PRECEDENT IMAGES

PROJECT Nº	DATE	SCALE
1708	25.07.2017	

DRAWING Nº	REVISION
1708-SD2	C

LEGEND

- Existing Tree — To be retained and protected
- Existing Tree — To be removed
- Existing Path — To be removed
- Proposed Tree
- Existing Tan Track
- Proposed Granitic Sand Paving
- Proposed Concrete Paving — Tan Colour
- Proposed Concrete Paving — Natural Grey Colour
- Proposed Concrete Paving — Charcoal Colour
- Proposed Soft-fall Mulch to Playground Areas
- Proposed Mulch Under Existing Trees
- Proposed Irrigated Lawn
- Proposed Grassed Areas
- Proposed Garden Beds
- BR — Proposed Bike Rails
- L — Proposed Litter Bin Enclosures
- PB — Proposed Platform Benches
- Seat — Proposed Seats
- Bench — Proposed Benches
- DF — Proposed Drink Fountains
- Proposed Mudstone Rocks
- Proposed Vertical Logs
- Proposed Horizontal Logs
- CE — Proposed Concrete Edge
- Proposed Feature Coloured Fence
- Proposed Ball Catch Fence

STATUS

PRELIMINARY

REVISIONS

NO.	AMENDMENT	DATE
A	COUNCIL REVISIONS	24.08.17
B	FOR CONSULTATION	01.09.17
C	FINAL CONCEPT	12.12.17

PLAYSPACE DESIGN OBJECTIVE

The new playspace aims to build and diversify activities offered within the existing park. Some of the ways this is achieved is through the incorporation of a number of design features which promote explorative, sensory, imaginative and collaborative play experiences alongside traditional forms of active play. Nestled among existing trees the playspace is enhanced by its natural setting.

NOTES

14.1 Cubby House Combination Unit - provides for active play, with slides, nets and fireman's pole, as well as imaginative play as its form references a house or cubby. One end of the talking tubes is also located here.

14.2 Timber Rope Climber - provides a horizontal balance course that can accommodate a large number of users. The large timber posts fit the natural theme of the playspace.

14.3 Carousel - The tilted spinning dish is located centrally in the space and can accommodate multiple users.

14.4 Doorway Climb - provides a more challenging climbing element in the space as well as forms a gate to the Cubby House Combination Unit.

14.5 Custom Timber Bench Seat - partially defines the musical 'performance space' at the south end of the playspace while also providing an area for parents to congregate while supervising children.

14.6 14.7 Natural Logs and Mudstone Boulders - form the edge the playspace as well as provide opportunities for balancing.

14.8 14.9 Four Seat Swing - including an accessible seat and two sling seats also includes a Joey Swing Seat which can be used by two children at once or by an adult and toddler at the same time.

14.10 Platform Bench Seats - under the existing gum trees, with garden bed surrounding, create a green shaded retreat to contrast the open central area of the playspace.

14.11 14.12 14.13 Musical Elements - are located in semi-secluded nooks in the playspace. These include two Drums, one large and one small, as well as handpipes and a set of three Chimes. All can be played with bare hands without the need for mallets or paddles.

14.14 Talking Tubes - connect the Cubby House Combination Unit with the space under the gum trees forming a secondary base.

14.15 Feature Coloured Fence - further defines the areas where musical instruments are while providing an opportunity to introduce a colourful element to the playspace.

ACLA CONSULTANTS

Landscape Architecture & Design

Suite 2/751 Nicholson Street
North Carlton Victoria 3054

T 03 9381 4366
www.acla.net.au

CLIENT

Banyule CITY COUNCIL

PROJECT

FORD PARK COMMUNITY ACTIVITY AREA

DRAWING TITLE

DRAFT PLAYSPACE CONCEPT ENLARGEMENT PLAN

PROJECT Nº	DATE	SCALE
1708	25.07.2017	1:100@A1 1:200@A3

DRAWING Nº	REVISION
1708-SD3	C

PLAYSPACE - ACTIVE ELEMENTS

14.1 Cubby House Combination Unit

14.2 Timber Rope Climber

14.3 2.1m diameter Carousel

14.4 Doorway Climb

14.5 Custom Timber Bench Seat

14.6 Natural log steppers at different heights

14.7 Mudstone boulder edging

14.8 Joey Swing Seat

14.9 Four Seat Swing with 1 x accessible seat, 2 x sling swings and 1 x Joey Swing Seat.

14.10 Example of Platform Bench

PLAYSPACE - SOUND ELEMENTS

14.11 Example of Chimes play item

14.12 Example of Drums play item

14.13 Example of Handpipes play item

14.14 Example of Talking Tube play item

14.15 Example of Feature Coloured Fence

WARNING

This drawing and design is subject to copyright and may not be reproduced without prior written consent. Contractor to verify all dimensions on site before commencing work.

STATUS

PRELIMINARY

REVISIONS

NO.	AMENDMENT	DATE
A	COUNCIL REVISIONS	24.08.17
B	FOR CONSULTATION	01.09.17
C	FINAL CONCEPT	12.12.17

ACLA CONSULTANTS

Landscape Architecture & Design

Suite 2/751 Nicholson Street
North Carlton Victoria 3054

T 03 9381 4366
www.acla.net.au

CLIENT

Banyule CITY COUNCIL

PROJECT

FORD PARK COMMUNITY ACTIVITY AREA

DRAWING TITLE

PLAYSPACE PRECEDENT IMAGES

PROJECT N°	DATE	SCALE
1708	25.07.2017	

DRAWING N°	REVISION
1708-SD4	C