City of DAREBIN

the place to live

NILLUMBIK
THE GREEN WEDGE SHIRE

Banyule
CITY COUNCIL

SUB-REGIONAL INDOOR SPORTS NEEDS ANALYSIS REPORT

NOVEMBER 2017

Otium Planning group
SPORT + LEISURE

Prepared by
Otium Planning Group Pty Ltd

OTIUM PLANNING GROUP PTY LTD

Head Office:
Level 6
60 Albert Road
South Melbourne VIC 3205

Phone: (03) 9698 7300
Email: info@otiumplanning.com.au
Web: www.otiumplanning.com.au
ABN: 30 605 962 169

Otium Planning Group has offices in:

- Auckland
- Brisbane
- Cairns
- Christchurch
- Darwin
- Melbourne
- Perth
- Sydney

Otium Planning group
SPORT + LEISURE

TABLE OF CONTENTS

1. Introduction 1
   1.1 Study Background 1
   1.2 Project Purpose and Objectives 1
   1.3 Project Methodology 2
2. The Project Area 3
   2.1 Area Overview 3
   2.2 Resident Profile 4
      2.2.1 Banyule City Council 4
      2.2.2 Darebin City Council 4
      2.2.3 Nillumbik Shire Council 5
   2.3 Future Population Projections 6
   2.4 Analysis of Key Demographic Findings 7
      2.4.1 Strengths 7
      2.4.2 Challenges 7
3. Current Facility Provision 8
   3.1 Indoor Sports Facility Catchment 8
   3.2 Indoor Sporting Provision 8
   3.3 Existing Facility Occupancy Review 11
   3.4 Proposed Regional Facility Developments 13
      3.4.1 Banyule City Council 13
      3.4.2 Darebin City Council 13
      3.4.3 La Trobe University 13
      3.4.4 City of Boroondara 13
      3.4.5 City of Yarra 13
      3.4.6 Melbourne City Council 13
      3.4.7 Moreland City Council 14
      3.4.8 Manningham City Council 14
      3.4.9 Whittlesea City Council 14
4. Market Research and Consultation 16
   4.1 Key User Groups 16
      4.1.1 City of Banyule 16
      4.1.2 Nillumbik Shire Council 18
      4.1.3 City of Darebin 21
   4.2 State Sporting Associations 22
      4.2.1 Basketball Victoria 22
      4.2.2 Sub-Region Basketball Association Catchments 23
      4.2.3 Netball Victoria 24
         4.2.3.1 Banyule City Council 24
         4.2.3.2 Darebin City Council 25
         4.2.3.3 Nillumbik Shire Council 25
      4.2.4 Volleyball Victoria 27
      4.2.5 Football Federation Victoria 27
      4.2.6 Gymnastics Victoria 28

4.3 Indoor Sports Facilities Trends Review 28
4.3.1 Indoor Sporting Facility Trends 29
4.3.2 General Recreation and Sports Trends 29
4.4 Feedback on Draft Report 31
5. Strategic Direction 34
5.1 Summary of Current Indoor Sport Stadium Demands 34
5.1.1 Sporting Association/Clubs Needs 35
5.1.2 Demographic Profile 35
5.2 Current Facility Provision 36
5.3 Assessing Future Indoor Court Facility Requirements 36
5.3.1 City of Banyule 36
5.3.2 City of Darebin 38
5.3.3 Shire of Nillumbik 39
5.4 Sub-Region Facility Hierarchy 41
5.4.1 Recreation Facility Hierarchy Definitions 42
5.5 Recommended Implementation Plan 42
Warranties and Disclaimers 46

DIRECTORY OF TABLES

Table 1: Project Methodology 2
Table 2: City of Banyule Population 4
Table 3: City of Darebin Population 5
Table 4: Nillumbik Shire Council Population 5
Table 5: Sub-Regional Future Population Change 6
Table 6: Indoor Sports Facilities and Courts 9
Table 7: Summary of Occupancy 12
Table 8: Future Facilities in Sub Region and Surrounding Municipalities 15
Table 9: City of Banyule - Key User Groups 16
Table 10: Nillumbik Shire Council - Key User Groups 18
Table 11: City of Darebin - Key User Groups 21
Table 12: Total Membership for Basketball Association 23
Table 13: Postcodes of Registered Members 23
Table 14: Netball Participation across Metro Regions 24
Table 15: Summary of Member Numbers 24
Table 16: Banyule City Council Netball Victoria Registrations 25
Table 17: Darebin City Council Netball Victoria Registrations 25
Table 18: Nillumbik Shire Council Netball Victoria Registrations 26
Table 19: LGA Facility Provision 26
Table 20: LGA Number of Courts 26
Table 21: LGA Population of Court Ratio 27
Table 22: LGA Court Surfaces 27
Table 23: Summary of Community Feedback 31
Table 24: Summary of Current Indoor Participation 2016/2017- Sub-Region 34
Table 25: Indoor Stadium Facility Hierarchy 42
Table 26: Sub Region Indoor Stadium Facility Hierarchy 42
Table 27: Banyule City Council Age Group Population Distribution 87
Table 28: Darebin City Council Age Group Population Distribution 87
Table 29: Nillumbik Shire Council Age Group Population Distribution 88
Table 30: Sub-Regional Future Population Projections 88

APPENDICES

Appendix 1a: Occupancy Tables – Banyule City Council 47
Appendix 1b: Occupancy Tables – Darebin City Council 67
Appendix 1c: Occupancy Tables – Nillumbik Shire Council 70
Appendix 2: Postcodes of Registered Members 85
Appendix 3: Age Group Distributions across Council Areas 87

1. Introduction

1.1 Study Background

The northern sub-region of Melbourne, which covers the local government areas of Banyule, Darebin and Nillumbik, has a significant undersupply of multi-court indoor sporting facilities to service its' community. While many of the existing facilities are at capacity, the generally low provision of facilities has resulted in the limitation of participation numbers in indoor sports such as basketball, netball, volleyball and futsal in Banyule and Darebin. Within the Shire of Nillumbik, while participation numbers are high, the current facilities are at capacity and some of them do not meet current facility standards (i.e. size of courts and run-off).

The lack of available courts, relatively high occupancy level of the existing facilities, participation growth, predicted significant growth rate combined with the anticipated demand, particularly for basketball and netball activities, supports the future provision of additional indoor sports courts.

The proposed La Trobe University Sporting Precinct, which includes a four to eight court indoor stadium, will have a significant impact on the supply and demand of highball courts across the sub-region, particularly Banyule, which will then have a potential flow-on effect to the surrounding municipalities. As a result, this, along with the current standard of existing facilities and the ongoing demand from basketball and netball clubs and associations, has led the three Councils to combine to undertake a needs analysis of indoor courts in the sub-region.

The study takes into consideration those sports such as netball and futsal that utilise both indoor and outdoor court spaces to facilitate their various competitions and training. A number of sports also utilise private facilities to conduct activities and these have been considered but not included in this review as the focus is on council-controlled venues.

It should be noted that the study focuses on the facilities used by the key indoor sporting associations in the sub-region for both competition and training activities. It is acknowledged that there may be some facilities that are used for training activities and are accessed independently by clubs that are not included in this review. Some facilities are also being used for sports including badminton, gymnastics, squash, table tennis and volleyball.

1.2 Project Purpose and Objectives

The objective of this report is to undertake a coordinated and efficient approach in planning, advocacy and funding of future projects within the sub-region. The report will detail the current use and future demand of indoor sports facilities, consider potential sites and provide recommendations regarding future supply.

1.3 Project Methodology

The following details the methodology used to undertake the needs analysis.

Table 1: Project Methodology

STAGE	TASK
Stage One: Profile and Needs Assessment	1. Project Clarification
	2. Demographic Review
	3. Literature/Strategy Review
	4. Industry Trend Review
	5. Current Facility Provision
	6. Catchment Analysis
	7. Occupancy Review of Existing Facilities
	8. Key Stakeholder Interview
	9. Council Workshop
	10. School Survey
	11. Discussion with State Government and State Sporting Associations
	12. Summary of Key Issues and Needs
Stage Two: Future Development Opportunities and Implementation Plan	13. Implementation Plan
	14. High Level Order of Capital Cost
	15. Draft Report
	16. Review and Feedback on Draft Report
	17. Final Report

2. The Project Area

The *Sub-Regional Indoor Sports Courts Needs Analysis Project* covers three different local government authority areas: Banyule City Council, Darebin City Council and Nillumbik Shire Council. Whilst not included in the study, consideration has also been given to the potential new facilities being planned in the adjacent municipalities and in particular the facilities in cities of Whittlesea and Yarra.

The following provides a snapshot of the demographic profile for the three LGA's and a sub-regional area summary.

2.1 Area Overview

The sub-regional area is located to the north east of the Melbourne central business district and ranges from 5 to 25km north of the Melbourne GPO.

- Banyule covers an area of 63km² and is a predominantly residential area with significant open spaces and parklands.
- Darebin covers an area of 53km² and is an established residential, industrial, commercial, cultural and educational area with substantial parklands.
- Nillumbik Shire covers an area of 432km² and features both urban and rural areas with undulating hills.
- The bulk of the population lives in the southern and south-western areas of the council. The Yarra River acts as a significant natural barrier to the movement of residents into adjacent areas to the south and south-east, as well as a funnel towards the inner city/CBD area.

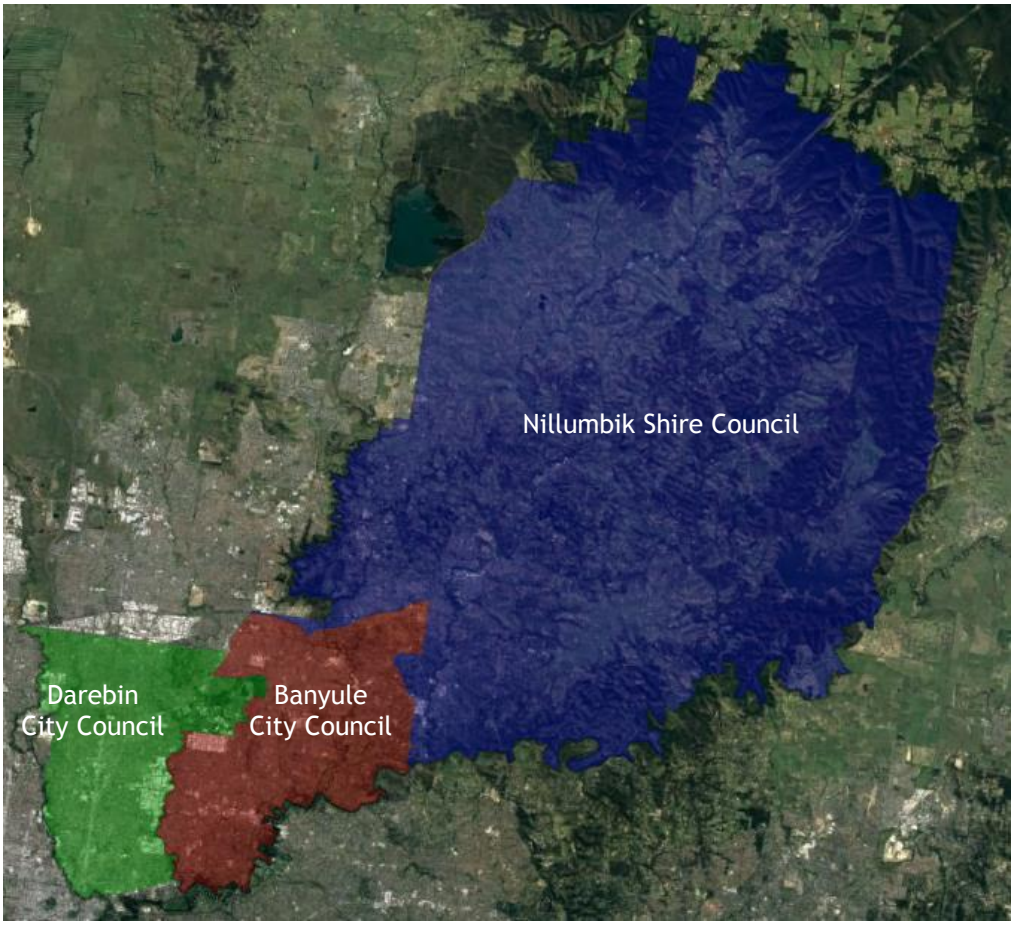

Figure 1: Map of Sub-Regional Councils

2.2 Resident Profile

2.2.1 Banyule City Council

Population

The population in the City of Banyule in 2011 was 118,305, which was a 3.0% increase from 2006 (114,868 residents). There are more females than males (51.5% compared to 48.5%) which is consistent with the Greater Melbourne population.

Table 2: City of Banyule Population

	2011			2006			Change 2006 to 2011
	Number	%	Greater Melbourne %	Number	%	Greater Melbourne %	
Population	118,305	100.0	100.0	114,868	100.0	100.0	+3,437
Males	57,431	48.5	49.2	55,813	48.6	49.0	+1,618
Females	60,874	51.5	50.8	59,055	51.4	51.0	+1,819

Analysis of the five-year age groups of the City of Banyule in 2011 compared to Greater Melbourne shows that there was a lower proportion of people in the younger age groups (under 15) and a higher proportion of people in the older age groups (65+).

In the City of Banyule, 58.7% of the population are aged in their most active years (5–49 years of age). This is lower than the Greater Melbourne area in which 63.0% are aged in their most active years.

Diversity

- Cultural diversity is low with 16.3% being born in a non-English speaking country, and 29.0% speaking a language other than English at home, compared to 24.2% and 29.0% respectively for Greater Melbourne.
- The most common languages other than English spoken at home were Italian, spoken by 3.4% of the population, followed by Greek (2.1%), Mandarin (2.1%), Cantonese (1.0%), and Arabic (1.0%).

Disadvantage

- Individual income levels in the City of Banyule in 2011 compared to Greater Melbourne shows that there was a higher proportion of people earning a high income (those earning $1,500 per week or more) and a lower proportion of low income people (those earning less than $400 per week).
- Banyule City Council scores relatively well on the SEIFA Index of Disadvantage with a score of 1047.4, ranking it as the 13th highest LGA. The higher on the Index, the lower the level of disadvantage.

Housing and Transport

- 4.4% of households were social housing dwellings, which is higher than that of Greater Melbourne at 2.9%.
- 88.5% of households own one of more vehicles, which is slightly higher than the Greater Melbourne area at 84.8% of households.

2.2.2 Darebin City Council

Population

The population in the City of Darebin in 2011 was 136,474, which was a 6.6% increase from 2006 (128,063 residents). There are more females than males (51.3% compared to 48.7%) which is consistent with the Greater Melbourne population.

Table 3: City of Darebin Population

	2011			2006			Change 2006 to 2011
	Number	%	Greater Melbourne %	Number	%	Greater Melbourne %	
Population	136,474	100.0	100.0	128,063	100.0	100.0	+8,411
Males	66,455	48.7	49.2	62,224	48.6	49.0	+4,231
Females	70,019	51.3	50.8	65,839	51.4	51.0	+4,180

Analysis of the five-year age groups of the City of Darebin in 2011 compared to Greater Melbourne shows that there was a lower proportion of people in the younger age groups (under 15 years) and a higher proportion of people in the older age groups (65+ years).

In the City of Darebin, 64.2% of the population are aged in their most active years (5–49 years of age). This is slightly higher than the Greater Melbourne area in which 63.0% are aged in their most active years.

Diversity

- Cultural diversity is low with 29.0% of the population being born in a non-English speaking country, and 38.7% speaking a language other than English at home, compared to 24.2% and 29.0% respectively for the Greater Melbourne area.
- The most common language spoken other than English is Italian, spoken by 8.3% of the Darebin population, followed by Greek (7.4%), Arabic (3.1%), Mandarin (3.1%), and Vietnamese (2.1%).

Disadvantage

- Analysis of individual income levels in the City of Darebin in 2011 compared to Greater Melbourne shows that there was a lower proportion of people earning a high income (those earning $1,500 per week or more) and a higher proportion of low income people (those earning less than $400 per week).
- Darebin scores relatively poorly on the SEIFA Index of Disadvantage with a score 990.3 which ranks it as the 41st highest LGA out of 79 areas. The lower on the Index the higher the level of disadvantage.

Housing and Transport

- 4.7% of households were social housing dwellings, which is higher than the Greater Melbourne average of 2.9%.
- Only 78.4% of households own one or more vehicles, which is lower than the Greater Melbourne population where 84.8% have access to one or more vehicles.

2.2.3 Nillumbik Shire Council

Population

The population in the Nillumbik Shire in 2011 was 60,345, which was a 0.9% increase from 2006 (59,791 residents). There are slightly more females than males (50.5% compared to 49.5%) which is consistent with the Greater Melbourne population.

Table 4: Nillumbik Shire Council Population

	2011			2006			Change 2006 to 2011
	Number	%	Greater Melbourne %	Number	%	Greater Melbourne %	
Population	60,345	100.0	100.0	59,791	100.0	100.0	+554
Males	29,900	49.5	49.2	29,661	49.6	49.0	+239
Females	30,445	50.5	50.8	30,130	50.4	51.0	+315

Analysis of the five-year age groups of Nillumbik Shire in 2011 compared to Greater Melbourne shows that there was a higher proportion of people in the younger age groups (under 15 years) and a lower proportion of people in the older age groups (65+ years).

In the Nillumbik Shire, 62.1% of the population are aged in their most active years (5–49 years of age). This is slightly lower than the Greater Melbourne area in which 63.0% are aged in their most active years.

Diversity

- Cultural diversity is low within Nillumbik, with only 7.2% of the population having been born in a country that does not speak English, and 8.1% of the population speaking a language other than English while at home, compared to 24.2% and 29.0% respectively for the Greater Melbourne area.
- The language that is spoken most commonly while at home is Italian, spoken by 2.0% of the population, followed by Greek (1.0%), Macedonian (0.5%), German (0.5%), and Mandarin (0.4%).

Disadvantage

- Analysis of individual income levels in Nillumbik Shire in 2011 compared to Greater Melbourne shows that there was a higher proportion of people earning a high income (those earning $1,500 per week or more) and a lower proportion of low income people (those earning less than $400 per week).
- Nillumbik Shire Council rates extremely well on the SEIFA Index of Social Economic Disadvantage with a score of 1098.3. This makes it the highest ranking LGA in Victoria, indicating there is a low level of disadvantage within the Council area.

Housing and Transport

- Nillumbik Shire has a low level of social housing dwellings in the Council with only 0.9% of households living in this type of arrangement, which is lower than the Greater Melbourne average of 2.9%.
- Nillumbik Shire residents have a high level of access to vehicles with 94.7% of households owning one or more vehicles, which is considerably higher than Greater Melbourne at 84.8%.

2.3 Future Population Projections

The following table demonstrates the change in population numbers across the three different council areas and the total population change for the sun-regional area.

Table 5: Sub-Regional Future Population Change

Forecast Year	Banyule City Council	Darebin City Council	Nillumbik Shire Council	Total
2011	122,983	142,942	62,716	328,641
2016	128,201	151,574	62,882	342,657
2021	136,126	163,871	63,418	363,415
2026	140,652	174,032	64,390	379,074
2031	144,231	183,120	65,641	392,992
2036	148,095	192,142	67,304	407,541

The population of the sub-regional area is projected to increase by 78,900 (24.0%) by 2036 to a total population of 407,541 residents. Darebin is projected to increase the most with expected growth of 34.4% between 2011 and 2036, with Banyule expected 20.4% growth. Nillumbik Shire is predicted to have a low growth rate at only 7.3%.

Analysis of the population figures of the future total population of the sub-region shows that there is projected to be 60.2% of the population in their most active years (5–49 years of age) while 17.0% will be in their older years (65+ years of age). A complete table detailing the projected population to 2036 across the different age groups can be found in Appendix 3.

2.4 Analysis of Key Demographic Findings

The following provides a summary of the key strengths and challenges of the sub-region's population that will impact on the provision of indoor stadiums.

2.4.1 Strengths

- A very physically active community that is likely to result in a high usage of indoor sporting facilities.
- The age profile of the catchment with 60.2% of residents aged 5-49 years in 2016. This is the demographic that are the most active users of indoor sporting facilities.
- Forecast growth (24%) of the total sub-region population over the next 20 years should enhance future viability.
- Increasing numbers of older residents correlate with increasing trend in participation in masters and seniors' programs.
- Indoor sporting associations have indicated a latent demand for indoor courts as a result of waiting lists.
- State Sporting Associations are implementing a number of program initiatives to increase interest and participation and new markets in their sports such as "rock up netball", 3X3 basketball and small sided football (futsal). The potential impact of these programs will be an increase in indoor sports participation.

2.4.2 Challenges

- There is a section of the community on lower income (housing estates) resulting in the need for access to affordable facilities and some restrictions on disposable income or capacity for discretionary spending on sport and recreational activities.
- Strong forecast growth based on continuation of current trends. Actual growth rates may vary due to unforeseen changes in economic, social or demographic trends.

3. Current Facility Provision

Previous research and industry trends indicate that the range of facilities that are located within the primary catchment area may affect the need and future viability of indoor stadiums. The following section details the current provision of indoor sports stadiums in the sub-regional area (Banyule City Council, Darebin City Council and Nillumbik Shire Council).

3.1 Indoor Sports Facility Catchment

Leisure and sporting facility trends and benchmarking generally indicate that local or municipal recreation and sporting facilities have a primary catchment radius of approximately 5km and a secondary catchment of 10km. In general, approximately 75% to 85% of users will reside within a 0km to 5km radius of a facility, with the remaining 15% to 25% coming from the areas within the 5km to 10km radius of the facility. Regional facilities providing unique facility components and a larger number of courts will draw users from a much wider catchment than a local/municipal facility.

The size and shape of the catchment area will be influenced by a number of factors including the range and quality of facilities and services offered, natural and built barriers i.e. freeways, travel times and the availability of competing facilities. In metropolitan Melbourne, it is not uncommon for facilities to share catchment areas, particularly the secondary catchment areas.

3.2 Indoor Sporting Provision

A review of the indoor stadiums within the sub-regional area indicates that there is a total of 41 indoor sports stadiums providing 62 indoor sports courts that are available for community sporting groups, as follows:

- Banyule - 21 facilities (29 courts)
- Darebin - 12 facilities (15 courts)
- Nillumbik - eight facilities (18 courts)

Of these 41 facilities, 12 are council facilities, 28 are part of a primary or secondary education institution and one is located as part of a university.

A number of associations also use facilities for competition that are located outside the sub-region including:

- Mernda Central College
- RMIT Bundoora Netball and Sports Complex
- Harvest Home Primary School
- Marymede Catholic College (available in 2017)

The table on the following pages details the current indoor sports facility provision. It should be noted that the ‘community use’ column indicates the facilities that are used for either training or competition by community clubs or associations.

Table 6: Indoor Sports Facilities and Courts

Map Ref	Facility Name	Number of Courts	Ownership	Community Use	Sports Use
Banyule City Council					
1	Banyule NETS	4	LGA	Y	Sports using the facility includes: basketball, netball and futsal
2	Macleod Recreation & Fitness Centre	1	LGA	Y	Sports using the facility includes: basketball, badminton and group fitness
3	Olympic Village Leisure Centre	1	LGA	Y	Sports using the facility includes: badminton, futsal, basketball, netball and group fitness classes
4	Ivanhoe Girls Grammar	1	Private School	N	NA
5	Ivanhoe Grammar	1	Private School	N	NA
6	Bundoora Secondary College	1	DET	Y	Sports using the facility includes: netball
7	Charles Latrobe College	1	DET	Y	Sports using the facility includes: basketball and netball
8	Greenhills Primary School	1	DET	Y	Sports using the facility includes: basketball
9	Ivanhoe East Primary School	1	DET	Y	Sports using the facility includes: basketball
10	Loyola College	1	DET	N	Sports using the facility includes: basketball, netball, volleyball
11	Montmorency Secondary College	2 (plus ¾ court)	DET	Y	Sports using the facility includes: basketball
12	Olympic Village Primary School	1	DET	Y	Sports using the facility includes: futsal, basketball and netball
13	St Helena Secondary College	2	DET	Y	Sports using the facility includes: basketball
14	Viewbank College	1	DET	Y	Sports using the facility includes: basketball
15	Viewbank Primary School	1	DET	Y	Sports using the facility includes: basketball
16	Montmorency South Primary School	1	DET	Y	Sports using the facility includes: basketball
17	Parade College	3	Private School	Y	Sports using the facility includes: basketball and netball
18	Our Lady of Mercy (Heidelberg)	2	Private School	Y	Sports using the facility includes: basketball
19	Greensborough Secondary College	1	DET	Y	Sports using the facility includes: basketball
20	Briar Hill Primary School	1	DET	Y	Sports using the facility includes: basketball
21	Lower Plenty Primary School	1	DET	Y	Sports using the facility includes: basketball
Subtotal Banyule Facilities		21 Facilities = 29 Indoor Courts			

Map Ref	Facility Name	Number of Courts	Ownership	Community Use	Sports Use
Darebin City Council					
22	Darebin Community Sports Stadium	4	LGA	Y	Sports using the facility includes: basketball, handball, netball, volleyball, dodgeball, roller derby and soccer
23	Keon Park Youth Club	1	LGA	Y	Sports using the facility includes: basketball
24	Kingsbury Comets Youth Club	1	LGA	Y	Sports using the facility includes: basketball
25	Merrilands Community Centre	1	LGA	Y	Sports using the facility includes: basketball
26	Latrobe University - Bundoora	1	University	Y	Sports using the facility includes: basketball
27	Northcote High School	1	DET	N	NA
28	Melbourne Polytechnic	1	DET	N	NA
29	Penders Grove Primary School	1	DET	N	NA
30	Thornbury High School	1	DET	N	NA
31	William Ruthven Secondary School - Merrilands Campus	1	DET	Y	Sports using the facility includes: basketball
32	Santa Maria College	1	Private School	N	NA
33	St Johns College	1	Private School	N	NA
Subtotal Darebin Facilities		12 Facilities = 15 Indoor Courts			
Nillumbik Shire Council					
34	Diamond Valley Sports and Fitness Centre	6	LGA	Y	Sports using the facility includes: basketball, netball, volleyball, table tennis and squash
35	Community Bank Stadium	3	LGA (JUA between Nillumbik and DET)	Y	Sports using the facility includes: basketball, netball and futsal
36	Eltham Leisure Centre	2	LGA	Y	Sports using the facility includes: basketball, volleyball and badminton
37	Diamond Creek Community Centre	1	LGA	Y	Sports using the facility includes: basketball
38	Hurstbridge Stadium	1	LGA	Y	Sports using the facility includes: basketball
39	Eltham High School	3	DET	Y	Sports using the facility includes: basketball, volleyball
40	Diamond Valley Secondary College	1	DET	Y	Sports using the facility includes: basketball
41	Eltham College	1	Private School	Y	Sports using the facility includes: basketball
Subtotal Nillumbik Facilities		8 Facilities = 18 Indoor Courts			
TOTAL NUMBER OF COURTS IN SUBREGION		**41 FACILITIES = 62 INDOOR COURTS**			

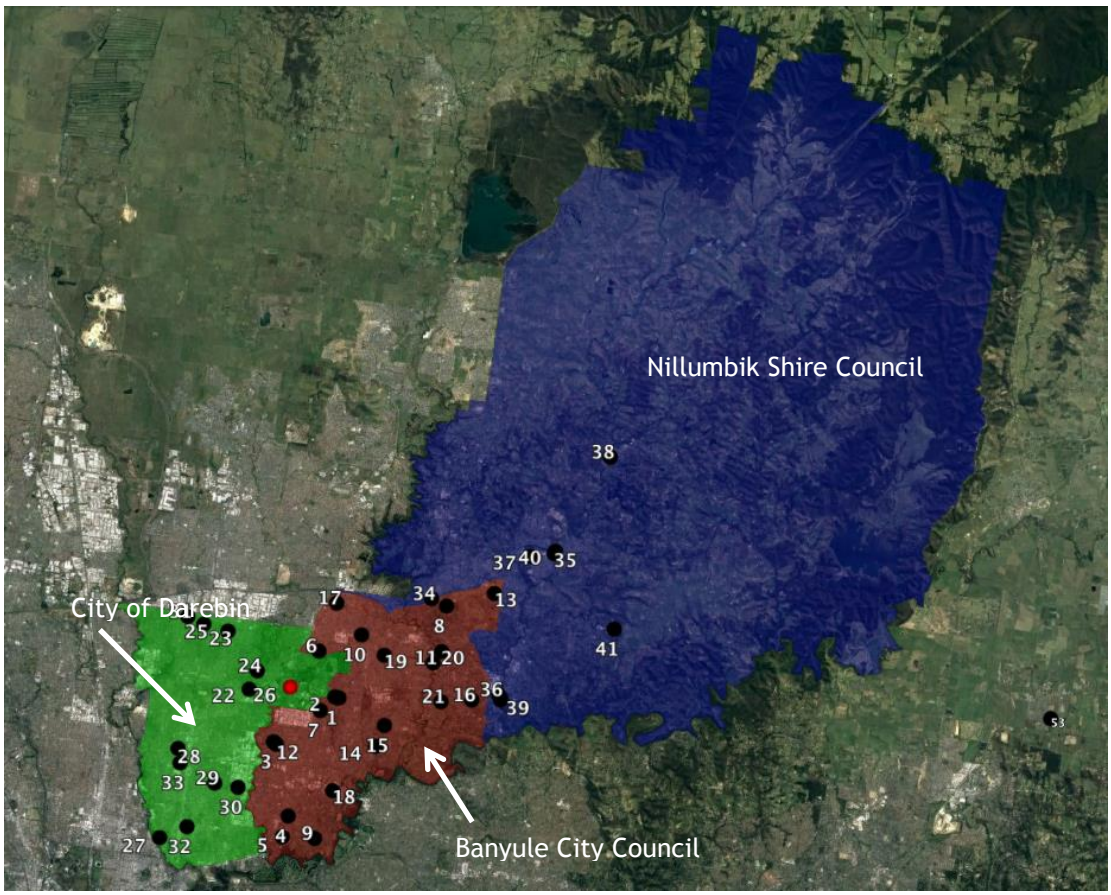

Figure 2: Current Facility Provision Map

3.3 Existing Facility Occupancy Review

A review of the occupancy of the key indoor sports stadiums used by the indoor sporting associations and clubs for training and competition activities has been completed.

Industry accepted trends indicate that peak usage for indoor sports courts is typically between the hours of 4.00pm-11.00pm Monday to Friday and 8.00am-8.00pm on Saturdays and Sundays. These times will alter slightly if the facilities are based at a school. Occupancy tables and a summary of the key usage trends for the main indoor facilities used by the basketball and netball associations are detailed in Appendix 1. The following provides a summary of the occupancy of these facilities.

The table on the following page provides a summary of the occupancy of the identified facilities.

Table 7: Summary of Occupancy

Facility	Number of Courts	Court Netball Compliancy	Weekday Off Peak %	Weekday Peak %	Weekend %
BANYULE CITY COUNCIL					
Banyule NETS	4	Y	46.0%	90.0%	61.8%
Olympic Village Leisure Centre	1	N	8.9%	72.4%	38.9%
Olympic Village Primary School	1	N	-	60.0%	93.0%
Charles La Trobe College	1	Y	-	63.1%	39.7%
Montmorency South Primary School	1	N	87.5%	57.1%	33.3%
Viewbank Primary School	1	N	87.5%	82.9%	31.7%
Montmorency Secondary College	2		95.0%	92.9%	31.7%
Montmorency Secondary College - Old Gym	3/4	N	87.5%	74.3%	41.7%
St Helena Secondary College	2	N	87.5%	65.7%	33.3%
Macleod Recreation and Fitness Centre	1	N	10%	73.3%	77.1%
DAREBIN CITY COUNCIL					
Darebin Community Sports Stadium	4	N	49.1%	70.7%	44.2%
NILLUMBIK SHIRE COUNCIL					
Community Bank Stadium	3	Y	58.3%	65.7%	68.9%
Eltham High School	3	N	95.4%	97.1%	79.6%
Eltham Leisure Centre	2	N	28.8%	78.6%	66.7%
Diamond Creek Community Centre	1	N	32.0%	54.3%	33.3%
Eltham College	1	N	87.5%	57.1%	31.7%
Hurstbridge Stadium	1	N	0%	57.1%	6.7%
Diamond Valley Sports and Fitness Centre	6	N	31.5%	83.8%	65.6%

Note: The above calculations for weekday off peak usage for school venues assume the schools make use of the facility during school hours and they are usually not available for community use during these periods.

The occupancy review of existing facilities indicates that the following main facilities in the sub-region that are used for competitive sport are either at capacity or have limited capacity during peak weekday and weekends to service current or future demands:

- Banyule NETS
- Olympic Village Primary School
- Diamond Valley Sports and Fitness Centre
- Community Bank Stadium
- Eltham High School
- Eltham Leisure Centre
- Montmorency Secondary College
- Darebin Community Sports Stadium

3.4 Proposed Regional Facility Developments

A review of indoor stadium facility provision in the wider region has been completed to identify key issues or facility developments that may impact facilities in the sub-region.

3.4.1 Banyule City Council

Ivanhoe Grammar School is currently undertaking a redevelopment of the existing indoor sports centre. The proposed new facility will include four new courts. Council has negotiated access to the courts for community use outside of the schools use of the facilities.

3.4.2 Darebin City Council

The Darebin City Council is currently working through plans to develop an integrated multi-sports stadium at John Cain Reserve. The proposal includes the provision of four indoor sports courts and four outdoor sports courts. It is estimated that the facility will be complete by 2019/2020.

3.4.3 La Trobe University

La Trobe University (LTU), located in the City of Darebin, has developed a master plan for the sporting infrastructure across the Bundoora campus. The first stage of the master plan is to develop between four and eight indoor sports courts for joint use by the university population and the local community. The University has had discussions with the Cities of Darebin and Banyule about the funding strategy including both Councils contributing towards the capital development costs in return for preferred access to the courts under an agreed licence arrangement.

3.4.4 City of Boroondara

Within the City of Boroondara there are 16 indoor sporting facilities (27 courts) used for community sport. The Council owned and operated facilities include the Boroondara Sports Centre which has recently been extended to include an additional court (five courts), a gymnastics training area and a health and fitness area, and the Ashburton Aquatic and Recreation Centre which has two courts.

There is significant demand in the Boroondara area for additional courts. Council is looking at the collaborative development of the Swinburne Secondary College indoor stadium as a potential three to four court development.

3.4.5 City of Yarra

The State Government is currently reviewing opportunities for a mixed-use development of the former Gasworks site in Fitzroy. One of the options being considered as part of the community infrastructure is the inclusion of a six-court multipurpose facility.

The Department of Education and Training (DET) is currently planning the development of a new secondary school (Richmond High School) to be located on Gleadell Street, Richmond. The school will include one indoor sports court and the school is predicted to open in 2019.

The Collingwood Basketball Club has been working with State Government and the City of Yarra on the refurbishment of the existing two and three-quarter courts at Collingwood Secondary College to create a three-court facility. This project appears to have strong support at State Government level.

3.4.6 Melbourne City Council

There are currently eight facilities in the City of Melbourne which provide a total of 13 indoor courts. Four of these facilities are owned by Melbourne City Council, with three of these managed by the YMCA. The University of Melbourne currently includes a two-court facility, while the Victorian State Government owns and manages (through the State Sports Trust) the State Netball and Hockey Centre (five courts). There are two private independent schools in the City of Melbourne which both have a single court stadium.

The master plan for Ron Barassi Reserve includes the provision for three indoor courts. The timing of this development is still to be determined. The Carlton Football Club is investigating the opportunity to develop between four to six indoor courts as part of the IKON Park Master Plan. The Club has developed concept plans and is currently investigating funding opportunities. The City of Melbourne is supportive of this development.

The City of Melbourne has allocated $25M for the redevelopment of the Kensington Community Centre to create a three-court indoor facility. It is proposed that this facility will be operational in 2019/2020.

3.4.7 Moreland City Council

Within the Moreland City Council area there are four indoor sporting facilities, made up of seven courts. Moreland City Council owns all of these facilities and manage three, with Coburg Basketball Stadium managed by the Coburg Basketball Association.

There are plans to build an additional court at the Coburg Basketball Stadium to create five courts.

3.4.8 Manningham City Council

The Manningham City Council is in the process of implementing their indoor stadium strategy which includes redeveloping the Sheahans Road Stadium two and a half court facility to provide three fully compliant courts, and developing a five-court facility at Mullum Mullum Reserve in Warrandyte.

3.4.9 Whittlesea City Council

The Whittlesea City Council is planning some new indoor facilities but they are a number of years away from opening, including:

- Adding four to six courts to the Mernda Sports and Aquatics Centre development.
- A new facility is Epping North is proposed to have four plus courts.
- The Wollert area is considering courts (possibly up to four).

There are also three new developments planned at schools at Epping North Primary School (one court in 2017), Mernda Central P-12 School (two courts in 2017) and Edgars Creek Secondary School (one court in 2018 or later).

The following map details the spread of facilities that are currently in various stages of planning, either new or expanded/redeveloped indoor sporting facilities, and compares them to the location of current facilities.

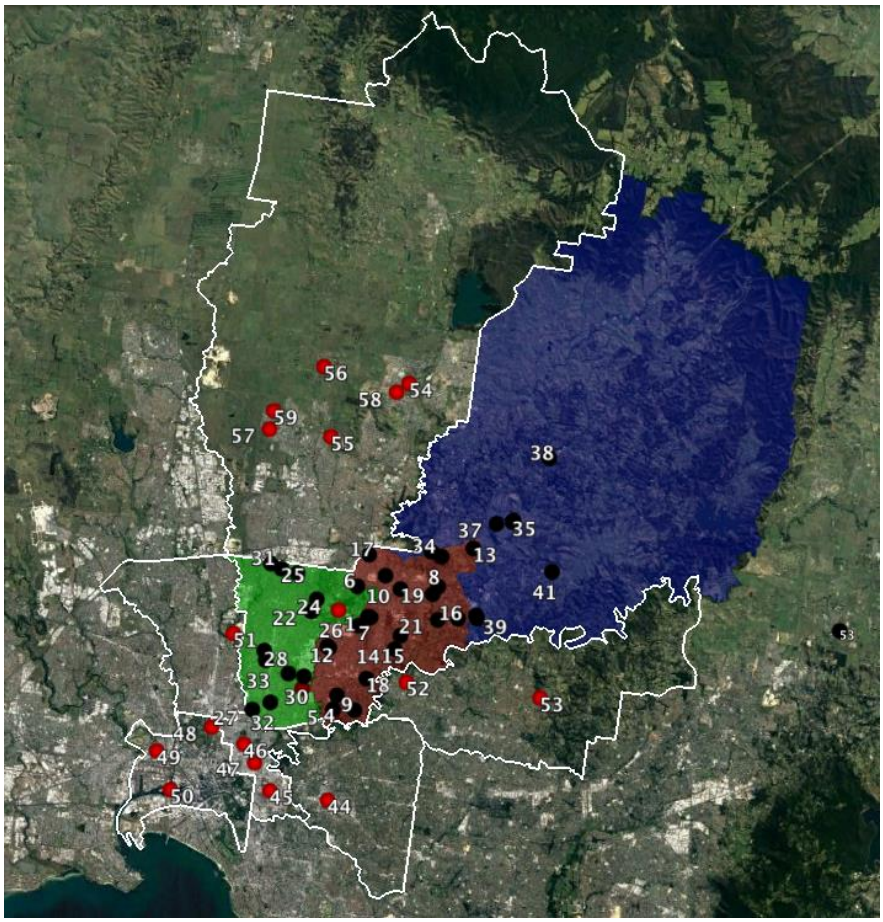

Figure 3: Future Facilities in Sub Region and Surrounding Municipalities

Table 8: Future Facilities in Sub Region and Surrounding Municipalities

Map Ref	Facility	New/Existing Facility	Number of Additional Courts
Banyule City Council			
38	Ivanhoe Grammar	New	4
Darebin City Council			
39	John Cain Memorial Park	New	4
City of Boroondara			
40	Swinburne Secondary College	Existing	3-4
City of Yarra			
41	Richmond High School	New	1
42	Gasworks Park	New	6
43	Collingwood Secondary College	Existing	1
City of Melbourne			
44	Ikon Park	New	4-6
45	Kensington Community Centre	Existing	2
46	Ron Barassi Reserve	New	3
Moreland City Council			
47	Coburg Basketball Stadium	Existing	1
Manningham City Council			
48	Sheahans Road Stadium	Existing	
49	Mullum Mullum Reserve	New	5
Whittlesea City Council			
50	Mernda Sports and Aquatic Centre		4-6
51	Epping North	New	4+
52	Wollert	New	Up to 4
53	Harvest Home Primary School (2017)	New	1
54	Mernda Central P-12 School	New	2
55	Edgars Creek Secondary School	New	1

4. Market Research and Consultation

4.1 Key User Groups

Interviews were conducted with representatives from the key groups of existing indoor facilities to understand their current participation levels and future requirements. The user groups are categorised in accordance with their location and the facilities they use within the LGAs.

4.1.1 City of Banyule

Table 9: City of Banyule - Key User Groups

Stakeholder	Feedback
Ivanhoe Knights Basketball Club (IKBC) and new Ivanhoe-Darebin Basketball Association (IDBA)	• Competes in the Eastern Districts Junior Basketball League (EDJBL) on a Saturday • EDJBL is growing 7-10% per annum • IKBC has exhausted all local facilities for playing and training • They have 85 teams, can't advertise for more players as they have nowhere to accommodate them, this has been the case for the past three years • Training is reduced to half court per team • They need access to courts immediately • They are aware of the LTU development and are supportive of it as it is close to them but it is all happening "too slowly" • There are already too many users • All courts they currently use are school courts and are therefore competing with others for space • The private schools are not letting IKBC on them for training – "this needs to be addressed" • Ivanhoe Grammar School is looking to build a new four court sports centre but the project is being held up by local residents protesting about access and increased activity out of hours • Currently they are using five venues – creates a cost burden to administer them • Ivanhoe had combined/merged with Darebin Basketball Association to enable them to compete in the Victorian Basketball representative competitions (VJBL) on a Friday night • They have expanded from four to eight teams in the VJBL • They play their home games at the Darebin Community Sports Stadium (DCSS) • Have trouble getting access to courts • Whilst it suits for representative games, DCSS is considered too far away to play domestic games as many can't or won't travel for local games • "Need to have a facility south of Bell Street" • LTU would be acceptable for Saturday games in the EDJBL
Ivanhoe Netball Club (INC)	• Largest club playing in the Banyule and Districts Netball Association • Currently has 220 players in 23 teams for U9 to open, has a waitlist of 50 across the U9 to U17 ages • Desperate for more facilities for training, parents have to source training facilities wherever possible, "logistical nightmare" • Game times are reduced to try to accommodate more games and players • For training they have to combine teams in age groups to allow coaches reasonable access and time efficiencies • They would like a bigger facility on the one site • There are a lot of new families moving into the area as more housing construction takes place • All of the schools are full, meaning there will be more people looking to play netball in the area • INC was proactive and went to Council • Would like an expansion of NETS facility or four indoor courts and outdoor as well • Are aware of the LTU project and believe it would be of interest as long as they have reasonable access at the times required • Currently Banyule City Council hires courts to Yarra Valley Netball – would prefer if the courts are retained for local teams who are in need of access for training • No storage or offices for clubs at NETS at present • Would like rooms for coaching clinics etc in the any new development

Stakeholder	Feedback
Banyule and Districts Netball Association (BDNA)	• Currently plays at Banyule NETS facility, consisting of four indoor courts – two sprung wood and two with vinyl covering • There are also two outdoor courts but they are old bitumen and do not meet safety standards for competition play • Cannot host a full-size tournament because of the court quality • Indoor courts are the preferred playing facility for the association – better for continuity of competition and not weather affected • The facility is completely full on Saturdays (main competition day) from 8am-5pm • They run U9 to open competition • Currently has approximately 820 registered players on the four courts • Would like to expand but do not have the facilities • The member clubs are struggling to find training venues and often have to resort to outdoor school courts • BDNA is aware of the LTU project and would move the whole association to LTU if they were able to secure the appropriate access and financial arrangement • They are worried that if LTU comes on line and they move, it would mean they lose access to NETS • If the Banksia project of four courts became available they could be used for training – they prefer not to split their competition as it incurs cost of administration and a split of the association • Other than Saturday, the association operates Monday night for elite training, Tuesday night for juniors, Thursday night mixed and women's • Friday night has futsal • They prefer to look at having NETS upgraded to have the two outdoor courts to indoor, have four additional outdoor courts and utilize the existing offices and three sets of toilets
Banyule Hawks Basketball (BHB)	• The club has shown significant growth in the last couple of years • This 2016/17 summer season in the EDJBL they will have 56 teams (up from 39 last year) • The growth is particularly in the younger age groups • They are at a point where they can't grow anymore and are outgrowing any facility access • Play most games at Macleod Recreation and Fitness Centre (managed by YMCA) and share the Charles La Trobe Secondary College with the IKBC • EDJBA is a Saturday only league • BHB play some games at Banyule NETS after 4pm but only the two vinyl surface courts have basketball rings. The two wooden ones only have netball rings • They are aware of the LTU project and believe it could work as an option to get involved in • They believe it is possibly a better option than Banksia for Banyule
Heidelberg Volleyball Club (HVC)	• It is the only northern based club in Melbourne • 100 state league players and 100 juniors • They operate a 12-month program – not six-months like others • Last five to six years they have focused on junior development through offering Volleyball Victoria's "Spike Zone" program and it is growing • European/ Asian/African communities are supporting volleyball from East Keilor to Darebin • They have no real base venue and move around wherever availability and cost allow • Have a presence at DCSS • Draw their players from Eltham to East Keilor • Provide for both male and female – primary school to masters • They hire DCSS to conduct a social competition and run training sessions for public on a casual basis • State league teams base themselves at DCSS • State league teams (through necessity) train at four venues – Penleigh and Essendon Grammar School, DCSS, Ivanhoe Grammar School, Catholic Ladies College • HVC has an affiliation with Maribyrnong Secondary College and has 24 scholarship participants in the academy program • The club can't expand any further through lack of facilities • They would "like to establish a home" in Darebin

Stakeholder	Feedback
Northern Football Netball League (NFNL)	• Operates as part of the Northern Football League • Games are all played on a Friday night fixture and all are played at indoor venues • The NFNL uses four venues which teams rotate their games in • The venues are: - Bundoora Netball and Sports Centre (RMIT) - Parade College - Mernda Central College - Harvest Home Primary School • Three of the venues are located in the City of Whittlesea while Parade College is in Banyule Council boundaries • The NFNL has 485 registered players

Summary of Banyule Feedback

- Banyule user groups are operating at capacity, with a need for more courts for both competition and training. They are unable to provide new opportunities due to the lack of capacity.
- Basketball has combined resources to provide opportunities for juniors to play in both domestic and representative competitions but this is limited by lack of available court space.
- Netball is operating at capacity. Their preference would be to remain at an upgraded facility at Banyule NETS that provides an additional two indoor courts and four new outdoor courts.
- Volleyball utilises the Darebin Community Sports Stadium (DCSS) but is looking to have a more permanent arrangement where they can base their activities without disruption.

4.1.2 Nillumbik Shire Council

Table 10: Nillumbik Shire Council - Key User Groups

Stakeholder	Feedback
Diamond Valley Basketball Association (DVBA)	• DVBA has five full sized courts and one mini court that is used for juniors (U8) and is one of the largest associations in the state • There are currently 1,851 senior players and 3,714 junior players in the Association • There is a waiting list for senior's competitions • Also uses the Diamond Creek facility (Community Bank Stadium) which has three courts, playing their Saturday morning competition on all three courts and Friday night representative depending on needs. Also use Parade College sparingly • Diamond Creek Community Centre (DCCC) has a single court that is used for practice and junior domestic boys • They use 23 additional venues as well as their home base at Diamond Valley Sports and Fitness Centre (DVSFC). 17 of the venues are used for training/practice only and seven conduct competition: - DVSFC (competition & practice) - Community Bank Stadium (competition & practice) - Diamond Creek Community Centre (competition & practice) - Parade College (competition & practice) - Green Hills PS (competition & practice) - Apollo Parkways PS (practice) - Nillumbik PS (practice) - Bundoora SC (practice) - DV College (competition & practice) - Catholic Ladies College (practice) - St Thomas PS (practice) - Greensborough SC (practice) - Laurimar PS (practice) - Hazel Glen SC (practice) - Yarrambat PS (practice) - Viewbank PS (practice) - Marymede Catholic College (practice & games next season)

Stakeholder	Feedback
	- St Helena SC (practice) - Hurstbridge (practice) - St Marys (practice) - Mill Park SC (practice) - Mernda PS (practice) - Lalor North SC (practice) - Plenty Valley Christian College (practice) • Six of DVBA's junior clubs come from Whittlesea. A new club coming into the competition will train outdoors because of lack of court space • DVBA has met with Whittlesea Council to explore options for additional facilities in the future • Many members come from further north – e.g. Yarrambat club is made up of 50% Whittlesea residents
Eltham Wildcats Basketball Association (EWBA)	• Draws players from Viewbank to Research • There are currently 5,437 players affiliated with the EWBA, competing in the junior and senior domestic and representative competitions • The EWBA is operating at capacity and has waiting lists for participation as well as measures in place such as byes and shortened games to accommodate existing demand • The EWBA is based at the Eltham High School three-court indoor stadium. The EWBA also uses six other facilities for both training and competition activities including: - Montmorency Secondary College - Eltham Leisure Centre - St Helena Secondary College - Eltham College Community Association - Montmorency South Primary School - Viewbank Primary School - EWBA leases the indoor stadium from the school and has use of the facilities after school hours and weekends - Eltham High School is currently looking at upgrading their oval to AFL standard and upgrading the outdoor tennis courts and change rooms but nothing to the indoor facilities, there is no room for basketball to expand - St Helena College is looking to expand their courts by one and EWBA is supportive
Diamond Valley Badminton Association	• Association currently has 200 members. Numbers have been trending down a little lately. They believe this can be attributed to the increased costs to play the sport • They were at capacity for three to four years but some players are moving to facilities such as Kilsyth that are considered superior • They could accommodate one more team per grade to reach capacity • They have a low entry point for juniors at $5.00 per session • "Good players are happy to pay for better facilities and services" but need to keep it affordable for the majority • Play across two venues – Diamond Valley Sports and Fitness Centre (DVSFC) – Thursday nights using eight courts and Eltham Leisure Centre (ELC) – four courts across the week • At ELC they play Monday to Friday (7.30pm-10.30pm), Sunday afternoon (1.30pm–4.00pm) for juniors and open casual competition (7.30pm–9.30pm) • Conduct six grades which create the different competitions • The cost of both venues is now similar, the hire charges for the venues are going up but the main cost increase is the equipment and services such as shuttles and insurance • DVSFC – The club was involved in the design. It has the preferred set up of lights at the side and they can close the doors • The issue they have is the need to reduce the air movement so can't have the air-conditioning on in summer and in winter the heaters are not sufficient • Originally the courts were only marked with badminton court lines but now they are multi-lined causing issues with separation of lines. There have been promises to fix it but this has not yet occurred • The stadium also won't allow the association to erect sponsorship signage which reduces their ability to raise funds to offset the costs • ELC is an open area with no battens or curtains with overhead lighting so while there are 8 courts there is a lot of movement of air affecting shuttles • In the future, they would like to have dedicated courts with quality flooring and permanent nets, a place to display their trophies, have enough courts to run inter-club tournaments • At DVSFC the female players are not satisfied with the state of the toilets

Stakeholder	Feedback
Diamond Valley Table Tennis Association	• Has been using the DVSFC since the early 1970's • Current numbers fluctuate between 120–140 • They conduct competitions over five sections on Monday to Thursday nights • On Thursdays they conduct group coaching from 5.30pm-7.00pm and then run a "handicap" competition that caters for all skill levels – this is growing is numbers • Sunday mornings are used for training and there is no option for Saturdays because of basketball usage • Used to have juniors on a Friday night but the numbers declined to the point that they couldn't continue • Currently use the undersized court in the facility and have to pack up and down the tables for each hire session • They have a storage area off to the side for the tables, dividers and equipment • They have room for eight tables with surrounds that are smaller than national standard but still adequate and accepted by the players • The lighting is considered superior to MSAC in terms of even coverage • They understand the need to have multi-purpose facilities but would prefer a dedicated area for table tennis if possible in the future • Croydon is considered to be superior because it is dedicated to TT and they are able to attract the leading players amongst their 500+ members • If any future facilities are built they would like space for more than eight tables and larger surrounds (say ten) to allow them to host events and grow • They have had an issue in providing for athletes with a disability as the court is down stairs and the only access is via an outside pathway. This is not ideal and the centre management is aware of the limitations and trying to deal with it. In the future this needs to be a consideration as table tennis is a sport that provides opportunities for athletes with disabilities • The association has a good working relationship with the venue management
Jets Gymnastics Club	• Jets has two facilities in the Nillumbik area – Community Bank Stadium (CBS) (Council owned) and a private venue in Eltham • The Eltham facility is at capacity as it caters for all range of participants while the CBS gym (1200m^2) is "not bursting" but that is because they deliver high performance programs as well as community programs • The high demand is for female gymnastics • The programs are offered all year round • Jets proprietors are happy with the concept of facilities being owned by council and leased on a commercial basis to them • Multi-use facilities are good but the preference is for purpose-built gymnastics centres • They believe Greensborough would be a good catchment area as well as Darebin • They are aware of the LTU project and are supportive believing gymnastics would fill any centre there. They cautioned that as a new centre it would take three to five years to establish it fully as there is no centre that would just move their existing business there • Their advice was to get an operator involved early in the design stage
Diamond Creek Force Netball Association (DCFN)	• Operates from Community Bank Stadium (three indoor courts) and Diamond Creek Netball Complex (eight outdoor courts) • The Community Bank Stadium hosts competition on Monday and Wednesday evenings for a range of grades and Diamond Creek Netball Complex is used on Saturdays for all levels of competition • Has more than 90 teams catering for 1170 registered players • There are seven clubs: - Diamond Creek Netball Club - Hurstbridge Netball Club - Laurimar Netball Club - Sacred Heart Netball Club - Panton Hill Junior Netball Club - Victoria Police Netball Club - Yarrambat Netball Club • The local VNL team is the Diamond Creek North East Blaze that was originally formed as a joint team by DCFN and the Banyule Netball Association
Northern Ladies Netball Association	• The Northern Ladies Netball Association no longer operates having ceased in December 2016 • According to Netball Victoria records, it had 16 registered players at the end of 2016

Summary of Nillumbik Feedback

- Basketball in the region is oversubscribed with waiting lists for teams and more courts are required for both competition and training purposes. There are currently no opportunities to expand the Eltham courts however the Diamond Valley Sports and Fitness Centre (DVFSC) is considered to be due for some upgrades and possible expansion.
- There is significant pressure on venue availability for training and competitions contributing to increased costs and operational issues
- Badminton in the region is reasonably well catered for, however there may be opportunities to upgrade some amenities and lower the costs.
- Table Tennis is well catered for in terms of relative to their existing participation numbers but would welcome an increase in space as it would provide an opportunity to expand their numbers.
- Gymnastics is very popular and has large numbers. They would welcome the LTU option of a new facility to assist in catering for the overall region.

4.1.3 City of Darebin

Table 11: City of Darebin - Key User Groups

Stakeholder	Feedback
Darebin Basketball Association (DBA)	• Currently has 16 domestic teams • Play on Saturday as part of the Whittlesea Basketball Association at DCSS • Conduct Aussie Hoops on Friday from 5.30pm–6.30pm • Struggling to get courts for training • Get access to courts for four hours on Tuesday and one hour on Monday - a total of 10 hours training time for 20 teams • Use Charles La Trobe venue – have three teams training on one court • DBA lost many of its numbers and has been rebuilding in recent times • They recently merged with Ivanhoe Basketball Club to combine for the VJBL competition and provide opportunities for the players • Only had four rep teams and have now built it up to nine teams across U12 to U18 • The merger is seen as a good thing for both parties giving more opportunities for kids – created a different association - IDBA • Court hire is very expensive (~$48/hr at peak weekdays and $38 after 6.00pm on weekends) and limited • There has been an issue with lack of continuity and surety of hire times on Sundays due to other bookings • The DBA has approached the Council regarding assistance with the cost of hire • The demographic in Reservoir is changing to have more young families that have need for facilities • VJBL use DCSS courts on Friday nights and have priority over the usage • They have an issue with the damage that roller blading causes to the wooden floor surface
Darebin Netball Association (DNA)	• Plays at DCSS • Uses four indoor courts and three outdoor courts for competitions because of numbers • Prefer to be an indoor competition if possible • Has 47 teams (all juniors, 470 players) on Saturday from 8.00am-12.30pm • 17 teams on Wednesday night – indoor and outdoor – 170 senior players • Has 150 representative players who play at Parkville on Thursday night • Monday night - rep training • Wednesday, Thursday and Friday – training but would like more courts inside • Weather causes cancellations to competitions which they would like to avoid • Would move to LTU if available • If they stay they can't grow • Have need for more space for a mixed comp as well as regular competitions • Are meeting with the YMCA and NV to try to look at what options they have at DCSS to grow • Believe they will start to lose players if they don't get more space indoors

Stakeholder	Feedback
Challenge Volleyball	• Social standalone competition playing at DCSS • Has 38-40 teams realising between 250-300 players per season (two per year) • Wednesday night – uses two basketball courts with three volleyball courts marked out • Thursday night – use one basketball court with two volleyball courts • Hire courts from 6.30pm-10.30pm • The competition is all from the surrounding communities – 15-20km radius catchment area • Draw mostly from Preston, South Morang Mill Park and Craigieburn areas though get small numbers from city and far west. Not many from the east • The group was a foundation group for the venue in 1998 • Have been at capacity for last ten years • No alternative venues so have to use what time they can get – use it all for competition though originally it was meant to allow for training as well • Leave the sport development to Heidelberg Volleyball Club and focus casual competition • Would like to see the option of LTU but are happy with facilities at DCSS even though they believe they could have an upgrade
Whittlesea Basketball Association	• Hires the DCSS courts (four) for competition on Saturday from 1.15pm-5.30pm (46 weeks) • Conducts five games on four courts for average eight to nine players per team = 160-180 players • DBA plays in this competition and has 15-16 teams • Draw is scheduled so that Darebin teams don't necessarily play at DCSS. They rotate and play across four venues • All teams (both Whittlesea and Darebin) have to travel • Play at Mill Park (four courts), Epping (three), Marymede Catholic College (one) and Laylor East (one) • Play their younger groups at Epping because of rubber surface and overhead soccer/futsal netting • Issues with heat in summer and having to cancel competitions • Courts need upgrades – dark floor and poor lighting • Competition is growing by 20-30 teams per season • Desperately need more courts in consolidated facility • Would definitely use LTU if possible to consolidate

Summary of Darebin Feedback

- Darebin Basketball Association's domestic competition has waned in recent years and has recently merged with Ivanhoe Knights to provide access to representative competitions for the talented juniors.
- Whittlesea Basketball has moved some of their domestic competition to the Darebin Community Sports Stadium (DCSS) and incorporated the Darebin clubs.
- The DCSS is considered too distant for Ivanhoe Knights to host their domestic competitions as a secondary venue.
- Volleyball currently uses the DCSS for its casual competition but would ideally like more access time going forward.

4.2 State Sporting Associations

4.2.1 Basketball Victoria

Basketball Victoria (BV) is very supportive of the exercise being undertaken by the three Councils to ensure the needs are best met and serviced in the most efficient way.

The existing multi-court venues at Eltham High School and Leisure Centre and the Diamond Valley Sports and Fitness Centre (DVSFC) are operating at capacity and because of the quality of the programs they produce, it is acknowledged that many players come from outside the regions to play and develop.

There is currently a gap in facility provision and therefore a lack of an association in the Banyule area, necessitating players to travel elsewhere for representative competition involvement.

It is recognised that the Eltham Wildcats are limited in their capacity to extend or create more floor space.

The Diamond Valley Basketball Association operates out of two key venues – DVSFC and the newer Diamond Creek Community Bank Stadium. BV believes the Diamond Valley complex is substandard and supports the current master plan for the upgrade of the centre as a sub-regional facility.

BV is looking closely at the facilities being proposed at LTU as potential home courts for an association that could accommodate for the needs in the Banyule and Darebin areas.

They are also interested in exploring the opportunity to have a regional high-performance centre for the northern region based at either LTU or a revamped and expanded DVSFC.

4.2.2 Sub-Region Basketball Association Catchments

BV supplied the postcodes of all registered members in the four Associations that are the main users of the facilities in the sub-region, noting there is no Association within the City of Banyule. A complete list of the postcode distribution can be found in Appendix 2.

Table 12: Total Membership for Basketball Association

LGA	Darebin Basketball Association	Whittlesea Basketball Association	Diamond Valley Basketball Association	Eltham Wildcats Basketball Association
Total Membership Number	151	2,679	5,565	5,437

The table below shows the distribution of registered players within the Association from the Council areas around the sub-region.

Table 13: Postcodes of Registered Members

LGA	Darebin Basketball Association	Whittlesea Basketball Association	Diamond Valley Basketball Association	Eltham Wildcats Basketball Association
Banyule City Council	16.56%	10.82%	16.48%	21.65%
Darebin City Council	19.21%	7.47%	1.33%	1.25%
Nillumbik Shire Council	1.32%	0.93%	46.43%	58.39%
City of Whittlesea	26.49%	74.77%	25.78%	9.99%

- Within the Darebin Basketball Association, more than a quarter (26.49%) of registered members live within the City of Whittlesea, while 19.21% live in the Darebin City Council area. Very few live within the Nillumbik Council area (1.32%).
- Nearly three quarters of registered members (74.77%) of the Whittlesea Basketball Association live within the Whittlesea Council region, with 10.82% living in Banyule Council area.
- Nearly half of players registered with the Diamond Valley Basketball Association (46.43%) live within the Nillumbik Shire Council. A significant proportion also reside in the City of Whittlesea (25.78%) and the Banyule City Council (16.48%).
- A significant proportion of Eltham Wildcats Basketball Association members (58.39%) reside in the Nillumbik Shire Council with the other primary location being the Banyule City Council (21.65%).

The review of postcodes indicates that basketball players are travelling across municipal boundaries to participate in basketball programs. This movement is as a result of lack of associations in the local area i.e. Banyule, lack of facilities, or players wishing to be part of a recognised quality program.

4.2.3 Netball Victoria

Netball in the Northern Region

Netball Victoria (NV) provided a summary of the distribution of registered netball participants across the varying metro regions.

Table 14: Netball Participation across Metro Regions

Region	Estimated Population	No of Members	Population per Member
Central Metro	519,447	3,749	139
Eastern Metro	1,067,956	19,597	54
Northern Metro	1,013,504	10,024	101
Southern Metro	1,229,639	18,331	67
Western Metro	632,381	4,817	131
Greater Melbourne	4,462,927	56,518	79

There are 10,024 NV members in the Northern Metro Region. The Region has a NV membership rate of one player per 101 people, the third lowest regional membership rate in the Greater Melbourne area.

Of the five LGAs in the region, Nillumbik has the highest NV membership rate, one member: 56 residents, while Moreland has the lowest rate, one member: 152 residents. Darebin, Nillumbik and Moonee Valley have significantly higher junior numbers than senior numbers, while Hume defies this trend and has higher senior than junior numbers.

Netball Participation in the Sub Region

A review of the three netball associations located within the sub-region indicates the following participation.

Table 15: Summary of Member Numbers

Region	Est. Pop	AA	Junior	Life Member	NetSetGo	Off the Court	Senior	Total	Pop. per member
Banyule	126,578	2	753	2	254	9	445	1,465	**86**
Darebin	150,604	2	630	0	197	10	339	1,178	**128**
Hume	193,735	5	663	2	164	2	880	1,716	**113**
Moonee Valley	119,328	13	1,017	2	275	9	648	1,964	**61**
Moreland	166,559	4	535	1	118	8	445	1,111	**150**
Nillumbik	62,917	1	643	1	188	1	293	1,127	**56**
Whittlesea	193,783	1	640	0	202	6	614	1,463	**132**
Northern Metro	1,013,504	28	4,881	8	1,398	45	3,664	10,024	**101**

Based on the above there are a total of 3,770 people participating in three netball associations in the sub-region – Banyule 1,465 participants, Darebin 1,178 participants and Nillumbik 1,127 participants - that are registered with NV. There are a further 485 people playing netball as part of the Northern Netball Football League competition.

A review was conducted on the postcode data provided by NV of registered players within the sub-region. There were 7,493 registered players living in the sub-region – Banyule 2,473, Darebin 2,359, and Nillumbik 2,661. This indicates that approximately half (3,723) of registered participants are playing in competitions or with Associations outside the sub-region.

4.2.3.1 Banyule City Council

The participants that play in Banyule City Council suburbs lived in a range of postcode areas. The postcode that contained the largest percentage of participants was 3095 (Diamond Creek, Doreen, Eltham, Eltham North, Montmorency, Research, St Helena), followed by 3084 (Eaglemont, Heidelberg, Heidelberg West, Lower Plenty, Rosanna, Narre Warren North, South Morang, Viewbank, Watsonia North, Yallambie) and 3079 (Alphington, Eaglemont, East Ivanhoe, Ivanhoe, Thornbury).

Table 16: Banyule City Council Netball Victoria Registrations

Postcode (Suburb)	Number	% of Participants
3095 (Diamond Creek, Doreen, Eltham, Eltham North, Montmorency, Research, St Helena)	469	22.61%
3084 (Eaglemont, Heidelberg, Heidelberg West, Lower Plenty, Rosanna, Narre Warren North, South Morang, Viewbank, Watsonia North, Yallambie)	427	20.59%
3079 (Alphington, Eaglemont, East Ivanhoe, Ivanhoe, Thornbury)	273	13.16%
3088 (Briar Hill, Cheltenham, Diamond Creek, Greensborough, Ivanhoe, Saint Helena	239	11.52%
3085 (Coburg North, Bundoora, Macleod, Macleod West, Narre Warren, Narre Warren South, South Morang, Springthorpe, Viewbank, Yallambie)	205	9.88%
3083 (Bundoora, Kingsbury, Watsonia)	183	8.82%
3081 (Bellfield, Heidelberg, Heidelberg Heights, Heidelberg West, Ivanhoe)	83	4.00%
3094 (Heidelberg, Lower Plenty, Montmorency, Yallambie)	77	3.71%
3087 (Delahey, North Watsonia, Watsonia)	51	2.46%
3093 (Lower Plenty)	49	2.36%
3097 (Kangaroo Ground)	18	0.87%

4.2.3.2 Darebin City Council

The NV participants that play in the Darebin City Council area were quite evenly spread across a few postcode areas. Postcodes 3058 (15.84%), 3078 (14.89%), 3070 (14.79%) and 3072 (13.95%) all had a similar number of participants.

Table 17: Darebin City Council Netball Victoria Registrations

Postcode (Suburb)	Number	% of Participants
3058 (Brunswick, Brunswick East, Coburg, Coburg North, Coburg West, Coburg East, Merlynston, Moreland)	302	15.84%
3078 (Alphington, Fairfield, Fitzroy North, Ivanhoe, Rosanna)	284	14.89%
3070 (Ivanhoe, Lalor, Northcote, Westgarth)	282	14.79%
3072 (Fairfield, Grovedale, Lalor, Mill Park, Preston, Preston West, Reservoir, Thornbury)	266	13.95%
3073 (Eaglemont, East Reservoir, Keon Park, Regent, Reservoir, Thomastown, West Preston)	219	11.48%
3085 (Bundoora, Macleod, Macleod West, Springhope, Yallambie)	200	10.49%
3083 (Bundoora, Kingsbury, Mill Park)	181	9.49%
3071 (Newport, Reservoir, Thornbury, Northcote)	173	9.07%

4.2.3.3 Nillumbik Shire Council

There were two postcode areas that contained a larger proportion of the Nillumbik netball players with 3095 (Eltham, Eltham North, Research, Diamond Creek, Montmorency) accounting for 20.46% and 3754 (South Morang, Doreen, Mernda, Mill Park) accounting for 18.28%.

Table 18: Nillumbik Shire Council Netball Victoria Registrations

Postcode (suburb)	Number	% of Participants
3095 (Eltham, Eltham North, Research, Diamond Creek, Montmorency)	469	20.46%
3754 (South Morang, Doreen, Mernda, Mill Park)	419	18.28%
3757 (Whittlesea, Kinglake Central, Pheasant Creek, Eden Park, Humevale, Kinglake West, Kinglake, Myrtleford, South Morang, Beveridge)	315	13.74%
3089 (Diamond Creek, Doreen, Watsonia North, Moonee Ponds)	263	11.47%
3088 (Greensborough, Briar Hill, St Helena)	239	10.43%
3113 (Warrandyte, North Warrandyte, Research)	217	9.47%
3099 (Arthurs Creek, Hurstbridge, Nutfield, Strathewen, Yan Yean, Cottlesbridge, Eltham North)	112	4.89%
3775 (Yarra Glen, Dixons Creek, Christmas Hills, Steels Creek, Tarrawarra)	90	3.93%
3090 (Plenty)	45	1.96%
3096 (Wattle Glen)	35	1.53%
3759 (Panton Hill)	26	1.13%
3763 (Kinglake)	24	1.05%
3097 (Kangaroo Ground)	18	0.79%
3761 (St Andrews)	16	0.70%
3760 (Smiths Gully)	4	0.17%

Facility Profile

There are 47 competition netball venues, utilising both indoor and outdoor courts in the Northern Metro Region. 25 of these venues are one or two court venues, 11 facilities have four to seven courts, and three facilities have eight or more courts.

Table 19: LGA Facility Provision

LGA	Number of Venues						
No. of Courts	1	2	3	4-7	8-11	12+	Total
Banyule	1			2	1		4
Darebin	5	1	2	2			9
Hume	2	3	1	4			11
Moonee Valley	1		1	1	1		4
Moreland	3	5	1				9
Nillumbik		2	1	1	1		5
Whittlesea	1	1	2	1			5
Northern Metro	13	12	8	11	3		47

There are 149 netball courts in the Northern Metro Region. 69 are indoor courts, with Hume having the most with 32 courts.

Table 20: LGA Number of Courts

LGA	Total Number of Indoor Courts	Total Number of Outdoor Courts	Total Number of Courts
Banyule	24	12	35
Darebin	15	13	28
Hume	23	9	32
Moonee Valley	1	18	19
Moreland	6	10	16
Nillumbik	18	12	30
Whittlesea	12	6	18
Northern Metro	69	80	149

The Northern Metro Region has a lower overall court provision rate than the Greater Melbourne (1:6,802 compared to 1:5,060). Its indoor court provision rate is slightly lower but its outdoor rate is significantly lower. Whittlesea has the lowest overall rate, while Moonee Valley, Moreland and Whittlesea have very low indoor rates. Nillumbik has both high indoor and outdoor rates.

Table 21: LGA Population of Court Ratio

LGA	Population	Population per Indoor Court	Population Per Outdoor Court	Population per Court
Banyule	126,578	14,064	10,548	6,028
Darebin	150,604	15,060	11,585	6,548
Hume	193,735	8,423	21,526	6,054
Moonee Valley	119,328	119,328	6,629	6,280
Moreland	166,559	28,760	16,656	10,410
Nillumbik	62,917	7,865	5,243	3,146
Whittlesea	193,783	16,149	32,297	10,766
Northern Metro	1,013,504	14,688	12,669	6,802
Greater Melbourne	4,462,927	12,974	8,295	5,060

Court Surfaces and Condition of Courts and Venues

The predominant outdoor surface in acrylic resin. 115 courts are lined for netball and other sports, while 111 are lit.

Table 22: LGA Court Surfaces

LGA	Asphalt	Acrylic Resin	Timber	Other	Multi-lined	Lit
Hume	4	3	16	9	29	29
Darebin	5	7	10	1	23	16
Moreland		10	5	1	14	15
Nillumbik	4	8	8	0	10	20
Whittlesea	2	3	12	1	12	13
Banyule	3	9	9	0	19	9
Moonee Valley	3	15	0	1	8	9
Northern Metro	21	55	60	13	115	111

4.2.4 Volleyball Victoria

Volleyball Victoria (VV) does not have a state-wide facility strategy and is in the process of exploring opportunities to undertake an audit of venues currently in use and analysing existing and future needs. Many of the volleyball competitions operate in facilities where they are limited by the available access due to the dominance of other established sports such as basketball and netball.

The majority of the competitions are classed as social, however VV also conducts a state league that has 15 identified clubs involved.

In summary:

- Nillumbik – Volleyball has a strong presence in schools in this area, in particular Eltham High School that identified volleyball as its sport of focus and has celebrated success at state and national level. Two State League Clubs in particular have an interest, with Yarra Ranges drawing a number of players from these schools, while Heidelberg have a training venue in Eltham.
- Darebin & Banyule – Heidelberg are active in both Darebin (including Darebin Sports Centre) and Banyule (Ivanhoe), coincidentally they have never had a venue in Heidelberg itself. The Club trains from as far west as Keilor to Eltham and including Reservoir and Ivanhoe. VV suggest they would utilise a venue with greater access in a centralised location. There are two associations in Darebin, one that affiliates and one that does not. VV would be keen to leverage greater outcomes from both.

4.2.5 Football Federation Victoria

Football Federation Victoria (FFV) futsal does not have a significant presence in the sub-region as a result of the lack of available indoor facilities. Existing competitions are largely conducted by private providers.

Feedback indicates that there is an increasing demand for access to suitable indoor facilities and FFV would be interested in engaging in discussion about future opportunities for futsal in the sub-region.

4.2.6 Gymnastics Victoria

Information supplied by Gymnastics Victoria (GV) indicates a strong presence of gymnastics in the sub-region. The following provides a summary of the current activity and/or membership numbers within the sub-regional municipalities.

Banyule City Council

- Within the City of Banyule there are approximately 1522 people registered with GV.
- The key providers in Banyule include Macleod YMCA (incorporated Association in Council Facility), ACE Gym Sports (Private), Rebound Sport Aerobics (Private).
- GV members as a % of population (2016) - 1.19% (state average is 0.92%).

Banyule has above average participation, with many gymnasts traveling to Nillumbik and Whittlesea. The redevelopment of Macleod YMCA is required or council needs to include additional or expanded facilities in its strategic plan.

Nillumbik Shire Council

- Within the Shire of Nillumbik there are approximately 1164 people registered with GV.
- The key providers in Nillumbik include Balance Gymnastics (private), JETS Gymnastics (private).
- GV members as a % of population (2016) - 1.85% (state average is 0.92%)

Nillumbik has above average participation, with large waiting lists and many gymnasts travelling to Whittlesea. The development of new facilities is required to meet current and future demand.

JETS Diamond Creek has continued to grow their numbers across their four facilities over the past three years, however Diamond Creek has been operating at its capacity for the past three years, and their affiliated number reflect this;

- 2014 - 1564
- 2015 - 1546
- 2016 – 1605

Darebin City Council

- Within the City of Darebin there are approximately 1101 people registered with GV.
- 2016 affiliated members – 1101.
- The key providers in Darebin include Kaygees (incorporated Association in Commercial Facility) and Twisters (private).
- GV members as a % of population (2016) – 0.72% (state average is 0.92%).

Darebin has below average participation, with many gymnasts traveling outside the municipality. Council to conduct a review of gymnastics needs in the community and incorporate it into its strategic planning to cater for expected growth. The development of new facilities is required to meet current and future demand.

4.3 Indoor Sports Facilities Trends Review

The following provides a review of the key sports facilities and participation trends that will impact on future provision of indoor courts in the sub-regional area. Implications from these trends have been considered in completing the overall demand assessment and facility development requirements presented later in this report.

4.3.1 Indoor Sporting Facility Trends

Indoor Recreation Facility Management Trends

A number of common indoor facility management trends have been observed in recent times, including:

- A general shift (back) to in house Council management.
- Limited choice in professional non-government indoor facility management service providers.
- Incorporation of commercial facility components into the overall service mix, e.g. retail outlets, health services and café facilities.
- Pursuit of non-sporting uses for indoor facilities: e.g. events, displays, functions.

Financial Performance of Indoor Sports Facilities

The following relevant trends in the financial performance of indoor sporting facilities:

- Generally, stadiums with less than three to four courts have a lower income generating capacity and lower likelihood of being financially viable.
- Facilities that are designed and operated to be "multi-use" are generally operated at higher levels of usage capacity and financial performance than single sport/specialist facilities.
- Large regional facilities with four or more courts that are centrally located in large catchment areas, with a low level of external competition and in prominent positions have a greater chance of being financially viable.
- Larger centralised facilities are more efficient in terms of both competition coordination and financial sustainability.
- Successful indoor sporting associations have access to a larger multi-court facility (four or more courts) for competition and a range of smaller facilities (i.e. schools) for training.

4.3.2 General Recreation and Sports Trends

The study's key findings, combined with the consultant team's previous leisure research experience, current industry trends and latest research findings indicate the following trends may impact upon the study area.

Factors Affecting Recreation Participation and Facility Provision

Current trends that affect the sport and recreation industry are being driven by several wider trends in Australian society, being:

- A gradual ageing of the population as life expectancy increases, birth rates stay low and the baby boomers grow older. Therefore, an increase in masters/seniors' programs is being experienced by a number of sports.
- Broad mix of different times when people participate in leisure, as demands on people's time continues to increase and work practices change.
- Increased variety of leisure options means change in traditional participation.
- Growing need to demonstrate value of public investment in recreation facilities and social, health and economic outcomes.

Participation

There is a slow reduction in participation in competitive and traditional sports, with people becoming increasingly unwilling to commit themselves to play 'for a whole season' or available to play and train a number of days a week.

Due to daily time constraints, people are cutting back their leisure and recreation activities and are more demanding about those that remain. To remain viable, the quality of facilities and services will have to continually improve.

There will be a greater demand in the future for indoor facilities (available all year/every day) and higher quality outdoor playing surfaces. This will impact the cost of participation per user.

With increased age, longevity and larger numbers of fit, healthy older people, the demand for exercise, and for conveniently located facilities, is expected to increase.

Because of their reliance on young players, many sports will grow more slowly than the adult population as a whole.

With new technologies and commercial interests investing in leisure, a wide range of activities, particularly those targeting teenagers, will continue to undergo cyclic popularity.

Sports clubs dependent on voluntary labour and support will be required to provide greater incentives and better management to attract volunteers. The cost to sports clubs of equipping, insuring and managing players and administering games is expected to continue to increase.

Facility Trends

With ongoing Government economic constraints and limited capital and operational budgets, many new sports facilities may have to be joint venture arrangements between private and public sectors and sports clubs.

The reduction in commitment to curriculum-based school sports in State Government Schools will have impacts on the local availability of school sports facilities while also discouraging public sector investment in new facilities at these sites.

Due to restricted rate and other revenue bases, local Councils may have to encourage greater private investment in leisure facilities and services. This may be achieved by a mix of rate concessions, payback loans, management rights in return for investment, provision of land and planning concessions.

Facility provision is changing from single-purpose to multi-purpose. However, there is also an emphasis on ensuring facilities are designed to meet the specific needs of the key user groups i.e. correct run-off and facility standards. A great deal of infrastructure expenditure is now being directed to the development of larger public and private complexes providing aquatic, health, fitness and indoor sports facilities because of the higher utilisation which can be achieved. There is less emphasis on the development of traditional single purpose outdoor sports facilities.

The planning process for new facilities has improved significantly with the conduct of effective feasibility studies being the norm. These studies have generally included management/marketing/financial plans with demand projections based on sophisticated survey data.

There has been considerable improvement in the management of leisure facilities, with increased expectations of managers to produce better financial outcomes and generate higher attendance. Public sector facility managers now need higher skill levels, face broader roles, need access to better training and professional networks and improved financial reporting systems.

As competition increases there will be an increased emphasis on programming and target marketing based on adopting consumer driven strategies and performance evaluation techniques. This indicates a greater resourcing of local area planning, knowing who your customers are and how to attract them.

4.4 Feedback on Draft Report

Each of the participating Councils released and circulated the draft report for community review and feedback. The following table provides a summary of the feedback received.

Table 23: Summary of Community Feedback

Organisation Name	Key Issues/Feedback
Diamond Valley Basketball Association (DVBA)	• The DVBA would like to see the DVSFC expand to a 10, full sized court venue. • The mini court could also be retained, • Courts meeting size and run-off regulations would undoubtedly provide a far better basketball experience as would a sizeable function room, meeting rooms, additional change rooms and an upgrade to the existing change room facilities.
Eltham Wildcats Basketball Club (EWBC)	• All stadiums that EWBC occupies are at or near peak occupancy. DVSFC is showing high occupancy levels with multiple users. • Both EWBC and DVBA draw substantially from within the Nillumbik Shire, City of Whittlesea and City of Banyule. Both offer comprehensive basketball programs. Both are growing membership alongside growth in participation levels within the sport and evolution within the sport (e.g. growth of 3x3 basketball). • Against this background there is a need for additional courts/stadiums to support both EWBC and DVBA as well as smaller clubs that continue to grow alongside growth in participation rates. • We believe that the short-term focus of Nillumbik Shire Council, the City of Banyule and City of Darebin should be directed towards supporting and enhancing existing sporting precincts to strengthen their long-term viability. This needs to include a strong focus on a more holistic strategic planning of sporting precincts and their integration with adjoining complementary user groups (e.g. State Schools). • There is clearly capacity to expand facilities at a number of existing sporting precincts, including Eltham High School, DVSFC, Macleod YMCA and St Helena Secondary College. The business case, from an end user perspective, will be well supported with an existing (captive) group of users. In the case of Eltham High School, St Helena Secondary College and potentially Macleod YMCA, the business case is enhanced through the inevitable take up of occupancy by the State Schools, who will use the facilities during off peak and shoulder periods. • In the case of Nillumbik Shire Council and the City of Banyule the obvious precincts that should be the focus of refurbishment and further development are, in no particular order: a) Eltham High School and Eltham Leisure Centre precinct - ongoing refurbishment and development of additional stadiums courts. b) DVSFC – refurbishment and staged development of additional courts. c) St Helena Secondary College – refurbishment and addition of the third court. d) Macleod YMCA refurbishment and or re-modelling and addition of at least one more court. • We would like to highlight that most user groups will claim to be at or near "capacity" not just in this report but in all. The challenge is to break this down to see what user groups are doing to cater for their numbers. • Currently the EWBC modifies its programs to cater for mass numbers. Training for local level teams is just 45 minutes on a half court. Many other comparable level clubs are training for 60 minutes per team on a half court. Likewise, our representative teams train on-court for half the amount of time of other comparable level teams. • In addition, our local league social competitions for adults are generally run on 45-minute game schedules, compared to 50 minutes elsewhere. The EWBC would argue not only has it invested in community facilities for the benefit of Nillumbik and Banyule Council, but it is also doing its best to modify programs to allow for more members of the community to participate.
Sub-Regional Indoor Sports Courts Needs Analysis Consultation Have Your Say submissions	Do you support the strategic directions outlined in the report? • Report is very well researched. Not sure what is meant by a neutral facility at DV Indoor Stadium? • I am Head of Sport at Plenty Valley CC and book DVSFC for all our interschool netball, basketball & badminton fixtures. They are very accommodating but sometimes there are insufficient courts at DVSFC due to demand by other schools. It would be fantastic if the numbers of courts could be expanded. • Increasing the number of courts in the region is a fantastic idea • There is a definite lack of quantity and quality basketball/netball courts across the Nillumbik/Banyule region • We need a timeline & action on the DV centre! The DV sports stadium is woefully outdated & unsafe. It has no wheelchair access which is a disgrace. It was built in the 1970's.

Organisation Name	Key Issues/Feedback
	• It is unsafe with no space beside court 2, 3 & 4! Kids can be hit and run into as well as spectators injured. • It is at capacity and has no ability to cope with future demand. • I support the increased infrastructure within our area. I would hope that this would open up some greater availability to growing sports such as Futsal. Looking at the report, almost all venues are completely or predominately hosting basketball. • Any increase in indoor facilities in the Northern Region would assist sport in general. As I'm involved in basketball I see the huge need for extra courts to accommodate the continued increase in the sport. Our club alone has a growth rate of 5% per annum. Some of our courts are and have been in a poor state for a long time. I wholly support the overall outline in particular the increases and upgrades to Diamond Valley Basketball courts. Are there any gaps? • Nillumbik Council needs to support the development of more indoor sport and fitness facilities as currently only 12 out of 57 in the shire are Council based. No real discussion on outdoor v indoor sport costing. Football, cricket, etc outdoor sport provision returns about 15% of costs to Council, so why are indoor facilities expected to "pay their way"? • We currently access DVS&FC for our school-aged program called "Active Ants". It is a group for children with additional needs to practise the social skills and physical skills required to transition into mainstream sporting clubs. Currently we are restricted to providing only able-bodied participation as the access to toilets etc from the mini-courts is limited. • Comparing to facilities available to other municipalities in Melbourne. • The following is a direct quote from the report. The Diamond Valley Sports and Fitness Centre is in excess of 40 years of age (constructed in 1976) and is in need of refurbishment to meet current facility standards i.e. court run-off. During weekday peak usage the facility has an 84% occupancy level with no capacity to meet current or future participation need or growth. This facility is the base for the Diamond Valley Basketball Association along with netball, volleyball, badminton, table tennis and squash. The Diamond Valley Basketball Association and the Eltham Wildcats Basketball Club are in the top 10 largest basketball associations/clubs in the state and the second largest in the region both with in excess of 5,500 participants. The development of the indoor courts at LTU is seen to be too far from the catchment of Nillumbik residents. The travel distance to access the courts for local competition and training would be seen as unacceptable. • Not enough basketball courts • Our area has a strong bias towards basketball and Netball, leaving minimal availability for other sports, especially on weeknights. This is particular the case for juniors, as we have been unable to run any viable competitions to suit the younger age groups. This lack of junior exposure has a flow on effect to adult participation as well. Futsal is currently the fastest growing sport in Melbourne and there is a need for one or more clubs within our area. • I believe that the projected population rise in the north of Nillumbik and other north-west municipalities is understated. As stated prior we at Yarrambat continue to grow in numbers by 5% per annum. 60% of our players come from Whittlesea not 50% as stated in the analysis. Even with the new facilities in Whittlesea there will still be a shortfall of court space. What else needs to be considered? • Stronger advocacy plan that involves community and political leaders to lobby for more state and federal funds for indoor sports facilities that are provided through local councils. Current support is inadequate to renovate major facilities let alone build regional indoor facilities with a pool, creche, food and beverage, etc. • I currently run a preschool sports program (Ready Steady Go Kids) at the DVSFC from approximately 9-1pm M-F (on the mini court 6). Our program has approximately 300 children but I have nowhere else to grow. I would love to be able to book court space at this facility on a weekend as well but there's no room. Please take my private sports program into consideration when looking at the growth. I may be a lot smaller than some of the other groups but I know I could fill more spaces as we are one of the few multi-sport programs in the area for preschool aged children. I just need the space. Happy to chat further with you about this too. Thank you • We would hope that in any new development that access for people with additionally needs and physical limitations is considered thoroughly, not just from the perspective of access to courts but also to change rooms, toilets and amenities. • Making the Civic Drive courts the Mecca of basketball for this region as it is important to have a common meeting competition place with surrounding courts for training and overflow.

Organisation Name	Key Issues/Feedback
	• Futsal needs more consideration as the demand is always high. I am currently playing (and have for years) at Evolution futsal in the mixed competition. I recently encouraged my girlfriend to join in and she absolutely loves it. This dynamic aid the promotion of a healthy lifestyle (socially, physically and emotionally) and this is why I believe it needs to be considered. • We, as a Community in the Hurstbridge area, need extra court facilities to cope with the increasing demand for facilities to allow our youth to fully engage in sporting teams and physical exercise. Our kids will not play sport without these facilities and we owe it to them to provide healthy alternatives to computer games and sedentary lifestyle and its resulting effect on their health. • More basketball courts are required in Nillumbik. Having to travel to Parade College, St Helena College or Diamond Valley Stadium undesirable. These courts are busy which means late games at times and this is also undesirable. With growth corridor through Doreen and Merida and more teams coming on board the time is right now to build more basketball courts in Nillumbik. • We need to consider the need for new sports and new players. New and current court bookings should be re-evaluated to include up-and-coming sports. We should also look at prioritising game/match time over training if necessary. • A multi-indoor facility at Yarrambat. As the largest club in the Diamond Valley Basketball Association we don't have a place to call home. We currently use 7 different training venues. Members keep record, uniform stock and equipment in their homes. To run Come and Try clinics and Skills Training we have to forfeit a training venue time slot. We have the support of the other sporting clubs at Yarrambat [netball, football and cricket] to have our own facility in the area off Ironbark Road. Such a facility would link into the proposal of the Yarrambat Town Plan and would support the need for a multi-facet sporting complex servicing the people of Yarrambat. • As a mother of six children, all of whom played basketball for various teams in the area, I would just like to say that more courts are needed in Nillumbik. At the present time, I find that the courts and venues are very crowded. Many of the children have late games, this impedes their ability to play well, I believe, as at the end of the day, they are suffering slightly from tiredness. With extra courts in the Nillumbik area, I believe that the strain on the stadiums would be reduced.

5. Strategic Direction

This section summarises the range of key market research findings that impact on the long-term indoor sports facility requirements for the sub-region and individual Council areas of Nillumbik, Banyule and Darebin.

5.1 Summary of Current Indoor Sport Stadium Demands

The key informant interviews, current stadium occupancy reviews and State Sport Associations and Councils and schools in the wider region indicate a high demand for additional indoor courts in the sub-region and surrounding areas (Cities of Melbourne, Manningham, Whittlesea, Moreland, Yarra and Boroondara).

Based on the discussions with the key stakeholders the current participation levels of sporting clubs and associations that would make use of an indoor stadium for each Council area is summarised below:

Table 24: Summary of Current Indoor Participation 2016/2017- Sub-Region

Council	Club/Association	Total
Banyule	Ivanhoe Knights Basketball Club and Ivanhoe Darebin Basketball Association	680
	Banyule and District Netball Association	1,465
	Banyule Hawks Basketball Club	450
	Heidelberg Volleyball Club	200
	Gymnastics – Macleod YMCA, Ace and Rebound	1,520
Nillumbik	Diamond Valley Basketball Association	5,560
	Eltham Wildcats Basketball Club	4,750
	Diamond Valley Badminton Association	200
	Diamond Creek Netball Association (Force)	1,127
	North Ladies Netball Association	15
	Northern Football Netball League **	485
	Diamond Valley Table Tennis	140
	Jets Gymnastics Club	1,605
Darebin	Darebin Basketball Association	90
	Darebin Netball Association	1,178
	Challenge Volleyball	300
	Gymnastics – Kaygees, Twister	1,100
Total		**20,865**

**Northern Football Netball League plays across four venues and draw players from inside and outside the sub-regional boundaries. They have been included because they rotate venues and have Parade College (Banyule) as one of the key centres.

The Plenty Valley Netball Association conducts its activities with 559 members at the RMIT - Bundoora Netball and Sports Centre which is in the City of Whittlesea but draws players from surrounding areas within the sub-regional boundaries. It has not been included in this review as the venue is external to the study scope.

The review indicates that there are approximately 20,865 people playing indoor sports or gymnastics in the sub-region, this represents approximately 6.1% of the current sub-region population (approximately 342,657, in 2016). Of the current participants, approximately 11,530 play basketball (55.3%), 4,270 play netball (20.5%), 4,225 are involved in gymnastics (20.2%), 500 play volleyball (2.4%), 200 play badminton (1.0%) and 140 people play table tennis (0.7%).

Whilst it is difficult to accurately determine the number of netball participants that play on indoor courts versus outdoor courts, the discussions with NV indicate that approximately 20% of participants play indoors, which equates to approximately 854 players.

Anecdotal evidence indicates that there is a large number of residents that are travelling outside of the sub-region to participate in indoor sports programs due to either the lack of programs and facilities available or to participate in a higher level i.e. representative program. NV stated that eight teams currently travel to Parkville to compete in competitions at the State Netball and Hockey Centre.

5.1.1 Sporting Association/Clubs Needs

Based on the discussions with the local sporting clubs/associations and the relevant State sporting bodies, the following summarises the key issues identified:

(i) Basketball

- The review of current indoor sports participants in the sub-region indicates that basketball is the highest participatory sport with approximately 11,530 players (55.3%).
- There are significantly more junior players (66.7%) compared to senior players (33.3%). The lack of senior players is directly related to the lack of available courts to undertake a senior program.
- A review of annual growth of basketball participation indicates an annual increase of approximately 10% per annum. The clubs and associations have a waiting list of players and teams.
- Discussion with the basketball associations, the local clubs and the State Association indicates that growth is currently restricted by the lack of facilities. If the additional facilities were available in the region, coupled with the predicted population increase, participation would continue to increase by between 10%-20% each year over the next five years.

(ii) Netball

- The review of current indoor sports participants in the sub-region area indicates that netball is the second highest participatory sport, with approximately 4,270 people playing in netball associations located in the sub-region. This includes 485 people participating in the Northern Football Netball League netball competition.
- A review of postcode data of registered players in the sub-region indicates that there is a total of 7,493 residents registered with NV. This indicates that approximately half of registered participants are playing outside the boundaries of the sub region.
- There are slightly more junior players (61.7%), compared to senior players (38.3%).
- The netball competitions are conducted on a combination of indoor and outdoor courts on weekdays evenings and Saturdays, with training occurring on the courts during weekdays. There is some privately-operated netball competition at the DVSFC that operates on weekdays and nights.
- All associations indicated a strong interest to access additional courts for indoor competition and expand the number of outdoor courts at a number of the existing venues.

(iii) Gymnastics

- In line with state trends, gymnastics participation in the project area is increasing rapidly. The two Nillumbik programs are at capacity. There is increasing demand for female gymnastics in the area.

(iv) Volleyball

- Volleyball participation in the area represents approximately 2.4% of current region indoor sports participants. Participation numbers have remained relatively constant over the past 10 years.

5.1.2 Demographic Profile

- The sub-region has a current population of approximately 343,000 people (2016).
- Leisure statistics indicated that people aged between 5-49 years are more likely to participate in leisure and sporting activities and, therefore use facilities such as indoor stadiums. People in this age group currently represent approximately (60.2%) of the sub-regions' population.
- The age structure of the sub-region's population is expected to change gradually but much slower than the general aging trends of the Australian community due to the ongoing influx of young families to the area.

- A review of the income levels of residents indicates that they have some discretionary income which may be related to leisure and sporting pursuits. However, there are pockets of people on lower incomes.
- It is expected that the population within the region will increase to 407,541 in 2036 (an increase of 78,900, 24% on the estimated resident population in 2016).

5.2 Current Facility Provision

A review of the indoor stadiums within the sub-regional area indicates that there is a total of 41 indoor sports stadiums providing 62 indoor sports court that are available for community sporting groups. Of these facilities, 12 are council facilities, 28 are part of a primary or secondary education institution and one is located as part of a university.

The occupancy review of existing facilities indicates that the main facilities in the sub-region that are used for competitive sport are either at capacity or have limited capacity during peak times on both weekdays and weekends to service current or future demands.

There is a high reliance on school facilities to support both the training and competitive needs of indoor sporting clubs. While this is a good use of valuable community assets, the ongoing access to the facilities is reliant on the principal of the day supporting the use.

5.3 Assessing Future Indoor Court Facility Requirements

There are four major considerations when attempting to estimate future demand for indoor sports courts. These are:

- Understanding current participation levels and unmet demand across the City.
- The impact of any trends in indoor sport participation.
- Identifying potential regional facility developments.
- Projecting the impact of changing demographics on participation.

The following provides a recommended strategic direction for each of the three participating Councils in the sub-region.

5.3.1 City of Banyule

Current Facility Provision

There are currently 21 facilities (29 courts) within Banyule.

Of the current facilities, 18 (23 courts) are part of schools – four are independent schools and 14 are owned by the DET. Three of the facilities are not available for community use.

The four courts at Banyule NETS, three courts at Parade College, two courts at Montmorency Secondary School, two courts at St Helena Secondary College and the two courts at Our Lady of Mercy (Heidelberg) are the only multi-court facilities.

During week-day peak usage time, Banyule NETS has a 90% occupancy level with no capacity to meet current or future participation need or growth.

The existing single court facilities have limited capacity for additional use and primarily serve as training facilities. Single court facilities are ineffective and inefficient for the operations of a quality indoor sports program.

The four new courts at Ivanhoe Grammar will provide some weekday training and competition, however peak weekend use (Saturday's) will be restricted due to AGS school sport.

Participation

Of the current indoor sport participation in the region (approx. 20,865) approximately 4,315 participants are part of Banyule indoor sports clubs (20.7%).

This participation represents approximately 3.4% of current population, which is moderate when compared to state and national averages (2.3% netball and 4.8% basketball average state participation rates).

Anecdotal evidence indicates that a large number of residents are participating in the sports outside of the municipal boundaries. For example, approximately 1,005 Banyule residents are members of Eltham Wildcats Basketball, located in Shire of Nillumbik. This represents approximately 18.5% of Wildcats membership. The majority of basketball players are juniors, due to the lack of facilities to cater for a senior competition.

The Ivanhoe Knights Basketball Club recently merged with Darebin Basketball Association to provide player development pathway (VJBL competition).

The Banyule and District Netball Association has approximately 1,465 registered participants, however a review of the NV postcodes indicate there is a total of 2,473 of Banyule residents registered with NV. The key stakeholder discussions have indicated a desire to develop two additional indoor courts and four outdoor courts at Banyule NETS to support the current and future participation demand.

Recommended Strategic Direction

The existing facilities within the Banyule area are at capacity.

The lack of indoor sports courts in Banyule has impacted indoor sports participation levels with current participation levels lower than state averages.

There are a large number of single court facilities that are not viable as competition venues and residents are travelling outside of Banyule to access quality programs. The existing single court facilities service local training needs. The new four court Ivanhoe Grammar sports facility will provide some additional capacity for mid-week competition and training.

The proposed LTU development, including four to eight indoor courts, is located within an acceptable catchment for the majority of Banyule residents. As a result, it is recommended that Council support the development of the LTU Indoor Stadium for access by Banyule residents during weekdays and on weekends.

Council should negotiate access to LTU courts for a minimum of 160 hours per week to ensure access and growth opportunities for Banyule residents/clubs. The development or placement of a resident association needs to be facilitated in conjunction with the existing Banyule based clubs, Darebin Basketball Association and BV.

To continue to support the success of Banyule NETS for netball, Council should allocate funds for the development of two indoor courts and four new outdoor netball courts with support infrastructure such as lighting.

St Helena Secondary College recently developed a master plan for the upgrade the sporting facilities at the school. Stage one of the master plan, including the provision of outdoor synthetic sporting facilities, has recently been opened. The school, as part of stage two, wishes to redevelop the existing two-court facility to provide an additional court. It is recommended that council work in collaboration with the school to identify funding opportunities to enable the implementation of stage two of the plan.

5.3.2 City of Darebin

Current Facility Provision

There are currently 12 facilities (15 courts) within Darebin.

Of the current facilities, seven (seven courts) are part of school facilities – two are independent schools and the DET owns five. Six of the facilities are not available for community use.

The four Darebin Community Sports Stadium (DCSS) courts are the only multi-court facility in the City. The outdoor netball courts have recently been upgraded as part of the Inner-City Netball Funding Program and there is potential for three additional outdoor courts to be developed as part of the program.

During weekday peak usage time, DCSS has a 71% occupancy level with limited capacity to meet current or future participation need or growth. The Centre is currently being used by the Whittlesea Basketball Association and for Roller Derby, restricting use by the Darebin Basketball Association.

The existing single court facilities have limited capacity for additional use and primarily serve as training facilities. Single court facilities are ineffective and inefficient for the operations of a quality indoor sports program.

Council officers indicated that the planned relocation of the synthetic hockey pitch from the DCSS to LTU will not occur. The new proposal includes the provision of a second synthetic pitch adjacent to the existing pitch at the DCSS. While this will not have an impact in the short to medium term, it will impact the opportunity to expand the indoor sports courts to the east if required in the future.

Participation

Of the current indoor sport participation in the region (approx. 20,865) approximately 2,668 participants are part of Darebin indoor sports clubs (12.8%).

This participation represents approximately 1.8% of current population, which is low when compared to state and national averages (2.3% netball and 4.8% basketball average state participation rates).

The Ivanhoe Knights and Darebin Basketball Association recently entered into a partnership to support player pathway opportunities. The partnership is mutually beneficial as Darebin provides the representative arm and the Knights provide the base of juniors.

The Darebin Netball Association has approximately 1,465 registered participants, however a review of the NV postcodes indicate there is a total of 2,359 of Darebin residents registered with NV.

Recommended Strategic Direction

There has been for some time ongoing pressure for Council to provide indoor and outdoor sports courts in the south of the municipality to support the increasing participation in both netball and basketball. Council has been working in collaboration with the community on the development of a four-court indoor and four-court outdoor facility on the site of John Cain Memorial Reserve.

The DCSS services the needs of residents in the north of the municipality. The partnership between the Darebin Basketball Association and the Ivanhoe Knights Basketball Club has the potential to significantly increase basketball participation as the relationship provides the sports development pathway.

The proposed LTU development is located within the City of Darebin and will also service the needs of residents in the north of the municipality but will not attract players from the south. As a result, it is recommended that Council continues the development of the proposed facility in the south of the municipality at a site to be confirmed.

It is further recommended that Council continues to monitor the use of the DCSS to ensure access for the Darebin Basketball Association. This may include a review of the usage by the Whittlesea Basketball Association.

5.3.3 Shire of Nillumbik

Current Facility Provision

There are currently eight facilities (18 courts) within Nillumbik.

Of the current facilities, one is part of an independent school and two are located on DET land. All of the school facilities are available for community use.

The Diamond Valley Sports and Fitness Centre (DVSFC) and the Community Bank Stadium are multi-court facilities and are the two largest facilities in the sub-region.

The DVSFC is in excess of 40 years of age (constructed in 1976) and is in need of refurbishment to meet current facility standards i.e. court run-off. During weekday peak usage the facility has an 84% occupancy level with no capacity to meet current or future participation need or growth. This facility is the base for the Diamond Valley Basketball Association along with netball, volleyball, badminton, table tennis and squash.

The Community Bank Stadium is a relatively new facility in Diamond Creek. The facility has a current occupancy level of approximately 66% during peak usage times, which indicates some capacity for further use. The facility operates under a Joint Use Agreement with the DET and is located on DET land. The Centre is also home to the Jets Gymnastics Club which attracts up to 1,000 visits per week.

Eltham High School, Eltham Leisure Centre and Montmorency Secondary College (located in Banyule City Council) along with a range of other smaller facilities support the training and competition activities for the Eltham Wildcats Basketball Club. During peak usage times Eltham High School has a current occupancy level of approximately 97%, Montmorency has a 93% occupancy level and Eltham Leisure Centre has a 79% occupancy level. All facilities are either at capacity or have limited capacity at peak usage times to meet both current and future demand and participation growth. Due to the lack of a second large multi-court facility, the Association is spread across a large number of venues to support the large membership base, resulting in a less efficient operation both financially and socially.

A master plan has recently been developed for Eltham High School. The Plan includes the upgrade and development of new outdoor sporting facilities however does not include any additional indoor court spaces.

St Helena Secondary School, located within the City of Banyule but on the border of Nillumbik Shire, also recently developed a master plan for the sporting facilities at the school that included both outdoor sporting fields and a one-court addition to the existing two indoor courts. The school was successful in securing funding for the development of outdoor playing fields and is now in the process of developing a funding strategy for the upgrade and extension of the indoor courts.

Participation

Of the current indoor sport participation in the region (approx. 20,865) approximately 13,882 participants are part of Nillumbik indoor sports clubs (66.5%).

The Diamond Valley Basketball Association and the Eltham Wildcats Basketball Club are in the top 10 largest basketball associations/clubs in the state and the second largest in the region both with in excess of 5,500 participants.

Both associations have been very successful and attract participants from a wide regional catchment due to the quality of the basketball program they offer. A review of the Wildcats Basketball Association's membership indicates that approximately 22% of members are Banyule residents.

Netball also has a strong participation base in Nillumbik with a large eight court outdoor facility located in Diamond Creek. The Association has a membership of approximately 1,127 people. A review of the NV postcodes indicate there is a total of 2,661 of Nillumbik residents registered with NV.
There are also a number of other smaller community or private clubs that operate at both the indoor and outdoor courts throughout the municipality.

The feasibility study that was undertaken prior to the development of the Community Bank Stadium identified that a key focus of the facility should be to support female participation.

The DVSFC is used by a number of other smaller sports including table tennis, badminton and squash.

Recommended Strategic Direction

The existing facilities within the Nillumbik area are at capacity. The area is unique as it is the home of two large and successful basketball associations and a large netball association. This trend is in line with the findings of the Nillumbik Recreation Strategy that identified that Nillumbik resident participation in sport and recreation activities as significantly higher than both the state and national averages.

The development of the indoor courts at LTU is seen to be too far from the catchment of Nillumbik residents. The travel distance to access the courts for local competition and training would be seen as unacceptable.

(i) Diamond Valley Sports and Fitness Centre

The Diamond Valley Sports and Fitness Centre is "tired" and in need for a major upgrade to meet the current facility standards of indoor sporting codes. The project is seen as a strategic priority of Council however any redevelopment will be heavily reliant of state and federal government funding. Council is currently in the process of undertaking a master plan for the facility to identify opportunities for additional courts and upgrade opportunities. The study has identified that:

- The facility is well located in an area that is central to the sub-region, on a major arterial road and located on Greensborough Bypass at the end of the M80 and the proposed start to north-east link providing efficient access to the facility from the north, south, east and west of the sub-region.
- The facility is located in an area with sufficient land to support the development of additional courts and the associated support infrastructure such as parking. However, the site has difficult topography- sloping site and there is a need to address access.
- The redevelopment of the facility provides the opportunity to contribute to the enhancement of the precinct including the surrounding parkland reopening of adjacent Greensborough TAFE. The master planning will take into account complementary community infrastructure planning.
- The development should include the provision of a minimum of three to four additional indoor courts, including a show court with spectator capacity for up to 1,500 people, along with the upgrade of the existing courts and improvement to the support infrastructure such as car parking and food and beverage. This is based on current membership numbers (approximately 5,500) and capacity of one court to service 500 players.
- To ensure all Nillumbik based sporting associations can make use of a redeveloped facility it is recommended that the facility become a neutral facility that is allocated to a range of sporting clubs and associations thereby encouraging it to be used for larger spectator-focused competitions.

(ii) Hurstbridge Stadium (medium term)

The proposed strategic direction for the Hurstbridge stadium is to:

- Expand the single court facility by one additional court to create a two-court facility suitable for a range of recreation and community uses, with flexible change rooms shared by other users (indoor and outdoor sports- adjacent sports oval). Two court facility to support clubs across Shire's rural area.
- Located at end-of-trail destination for proposed Diamond Creek Trail extension (6km north of Community Bank Stadium, Diamond Creek).
- Review the management model. Consider integrating management/operations with adjacent community hub.

(iii) Diamond Creek Community Centre (priority two/short term)

The proposed strategic direction for the Diamond Creek Community Centre is to undertake broader community infrastructure planning across Diamond Creek, proposed in 2017/18, to determine future of indoor sports court and its peak demand for supporting domestic club training and competition (basketball) as well as group fitness program.

(iv) Community Bank Stadium (short term- next one-two years)

The proposed strategic direction for the Diamond Creek Community Centre is to consolidate netball's use of the facility as identified in the feasibility study and explore programming opportunities to optimise utilisation.

(v) Advocacy Role

- Continue to monitor new/access to existing courts in Whittlesea which supports Nillumbik basketball clubs based in the Shire's rural areas and townships. Monitor ongoing growth in netball participation provision/demands for indoor/outdoor facilities, including NFL comp (short term/ongoing).
- Continue to advocate access to indoor sports courts located on DET land for community access.

5.4 Sub-Region Facility Hierarchy

A three-level facility hierarchy consistent with the research findings and industry trends is proposed for the sub-region in order to guide the future development and provision of indoor stadiums.

The figure below summarises the recommended facility hierarchy proposed to guide all future facility development and strategies and is consistent with benchmarking of other municipality hierarchies in the region.

5.4.1 Recreation Facility Hierarchy Definitions

The definitions for the three-level facility hierarchy in order to guide the future development and provision of facilities are detailed in the following table.

Table 25: Indoor Stadium Facility Hierarchy

Classification	Definition
Regional/Sub-Regional	Regional level facility catering for a catchment within and outside the Municipality and may cater for higher level competition or events. May be managed by State Agencies in partnership with Council.
Municipal	Municipal facilities cater for and have a municipal catchment. Facilities may be of a higher standard than local level facilities and will cater for informal and passive activities.
Local	Local level facilities will mainly cater for people within local area catchments, sometimes within one suburb providing for local community activity – training may occur at local facilities.

Based on the above hierarchy definitions the key facilities within the sub-region have been classified in the table below.

Table 26: Sub Region Indoor Stadium Facility Hierarchy

Classification	Facility
Regional/Sub-Regional	• Diamond Valley Sports and Fitness Centre • Proposed LTU Indoor Stadium • Banyule NETS
Municipal	• Community Bank Stadium • Darebin Community Sports Stadium • Proposed Darebin Multi-Sports Stadium • Eltham Leisure Centre • Eltham High School • Parade College
Local	• Macleod Recreation & Fitness Centre • Olympic Village Leisure Centre • Diamond Creek Community Centre • Hurstbridge Stadium • School facilities

5.5 Recommended Implementation Plan

Based on the consultation and key findings the tables on the following page detail recommended strategy actions for the future provision, upgrade or development of indoor stadiums in the sub-region. The recommended actions are presented under the following headings:

- Action
- Responsibility
- Timeline/Staging
- Resource Implications

The timeline/staging column within the tables indicates a priority for each recommended action/output and includes the following key:

- Short 0 to 3 years
- Medium 4 to 6 years
- Long 7 plus years

The resources required column identifies if the action can be achieved within existing resources or additional one-off resources are required (operational and/or capital).

Banyule City Council

The following provides a summary of the recommended strategic actions for Banyule City Council.

Ref.	Action	Responsibility	Timeframe/Staging	Resource Implication
1.1	That Council supports the development of the four to eight court facility proposed as part of the LTU sports precinct development.	Leisure Services	Short	Internal resources
1.2	That Council negotiate access to the LTU indoor courts for a minimum of 160 hours per week to support Banyule based clubs/associations access to the sports courts.	Leisure Services	Short	Internal resources
1.3	That Council negotiates community access to the four new courts at Ivanhoe Girls School.	Leisure Services	Short	Internal resources
1.4	That Council continue to investigate the opportunities to develop two new indoor courts and four outdoor courts at Banyule NETS to support increased netball participation.	Leisure Services	Short/Medium	$10K-$15K – Development of concept plans
1.5	That Council continues to work with the DET and St Helena Secondary School on stage two of the master plan, including the development and funding strategy for the provision of upgraded and one additional indoor court.	Leisure Services	Medium	Internal $10K funding contribution towards concept plans
1.6	Continue to review the indoor sport usage and participation against population growth.	Leisure Services	Long term	Internal resources

Darebin City Council

The following provides a summary of the recommended strategic actions for Darebin City Council.

Ref.	Action	Responsibility	Timeframe/Staging	Resource Implication
1.1	The study findings support the development of an integrated indoor/outdoor sports facility in the south of the Darebin municipality.	Leisure Services	Short	Internal resources
1.2	That Council continues to monitor the usage of the Darebin Community Sports Stadium to ensure Darebin based clubs/associations have access to the four indoor courts.	Leisure Services	Short	Internal resources
1.3	That Council continues to liaise with LTU in relation to community access to the proposed indoor courts being developed as part of the sporting precinct.	Leisure Services	Medium	Internal resources
1.4	Continue to review the indoor sport usage and participation against population growth.	Leisure Services	Long term	Internal resources

Nillumbik Shire Council

The following provides a summary of the recommended strategic actions for Nillumbik Shire Council.

Ref.	Action	Responsibility	Timeframe/Staging	Resource Implication
1.1	The study findings support the development of the master plan to redevelop the Diamond Valley Sport and Fitness Centre as a sub-regional facility including the upgrade and extension of the existing courts and supporting infrastructure. The master plan should include: • The upgrade of the existing courts to ensure they are compliant. • Development of four additional courts. • Provision of one show court (as part of proposed additional courts) including seating capacity of up to 1,500 spectators. • Provision of support infrastructure such as change rooms, multi-purpose meeting rooms and car parking.	Leisure Services	Short	$50K-$80K Development of detailed plans based on outcomes of the master plan
1.2	That a funding strategy for the redevelopment of the facility be established that takes into consideration potential funding partners including state and federal governments.	Leisure Services	Short	Internal resources
1.3	That an advocacy plan be established in collaboration with the key users of indoor stadiums i.e. NV/BV, Football Federation Victoria to gain support (funding/events/programs) for the development of a sub-regional indoor facility at the Diamond Valley Sport and Fitness Centre.	Leisure Services	Short	Internal resources
1.4	That Council works in collaboration with the key indoor sports associations/clubs to ensure equitable access to the proposed facility.	Leisure Services	Short	Internal resources
1.5	That Council develops a concept plan for the extension of the Hurstbridge Stadium to provide one additional court.	Leisure Services	Medium	$10k-$15K concept plan
1.6	That Council officers work with NV and Diamond Creek Force Netball Association to consolidate access to the use of the Community Bank Stadium for netball.	Leisure Services	Short	Internal resources
1.7	That Council officers identify alternative programming opportunities to ensure the use of the Community Bank Stadium is maximised.	Leisure Services	Short	Internal resources
1.8	That Council undertakes broader community infrastructure planning across the Diamond Creek area to identify the future requirements of the Diamond Creek Community Centre single court and the need for training and health and fitness opportunities.	Leisure Services	Short	$25k-$30K
1.9	That Council officers continue to liaise with Whittlesea City Council officers about the timing of the proposed indoor facility developments in Whittlesea and monitor the use of these facilities by residents in the north of Nillumbik Shire.	Leisure Services	Ongoing	Internal resources
1.10	Continue to review the indoor sport usage and participation against population growth	Leisure Services	Long term	Internal resources

Sub Region Advocacy

Ref.	Action	Responsibility	Timeframe/Staging	Resource Implication
1.1	Identify opportunities for community sporting clubs to access school facilities for training and development programs.	Leisure Services Officers from three participating Councils	Ongoing	Internal resources
1.2	Work with schools building or redeveloping sporting infrastructure to ensure the facilities are built to the required facility standards to support community sporting club access.	Leisure Services Officers from three participating Councils	Ongoing	Internal resources
1.3	That Council Officers from the three Councils work in collaboration with NV and BV to advocate to Sport and Recreation Victoria and Federal Government for funding to support the implementation of the recommended initiative	Leisure Services Officers from three participating Councils	Ongoing	Internal resources

Warranties and Disclaimers

The information contained in this report is provided in good faith. While Otium Planning Group has applied their own experience to the task, they have relied upon information supplied to them by other persons and organisations.

We have not conducted an audit of the information provided by others but have accepted it in good faith. Some of the information may have been provided 'commercial in confidence' and as such these venues or sources of information are not specifically identified. Readers should be aware that the preparation of this report may have necessitated projections of the future that are inherently uncertain and that our opinion is based on the underlying representations, assumptions and projections detailed in this report.

There will be differences between projected and actual results, because events and circumstances frequently do not occur as expected and those differences may be material. We do not express an opinion as to whether actual results will approximate projected results, nor can we confirm, underwrite or guarantee the achievability of the projections as it is not possible to substantiate assumptions which are based on future events.

Accordingly, neither Otium Planning Group, nor any member or employee of Otium Planning Group, undertakes responsibility arising in any way whatsoever to any persons other than client in respect of this report, for any errors or omissions herein, arising through negligence or otherwise however caused.

Appendix 1a: Occupancy Tables - Banyule City Council

Banyule NETS

TIME-SLOT	MONDAY				TUESDAY				WEDNESDAY				THURSDAY				FRIDAY				SATURDAY				SUNDAY			
	1	2	3	4	1	2	3	4	1	2	3	4	1	2	3	4	1	2	3	4	1	2	3	4	1	2	3	4
Off-Peak Time																												
8.00am-8.30am																												
8.30am-9.00am																												
9.00am-9.30am																												
9.30am-10.00am																												
10.00am-10.30am																												
10.30am-11.00am																												
11.00am-11.30am																												
11.30am-12noon																												
12.noon-12.30pm																												
12.30pm-1.00pmm																												
1.00pm-1.30pm																												
1.30pm-2.00pm																												
2.00pm-2.30pm																												
2.30pm-3.00pm																												
3.00pm-3.30pm																												
3.30pm-4.00pm																	Set Up	Set Up	Set Up	Set Up								
Peak Time																												
4.00pm-4.30pm																												
4.30pm-5.00pm																												
5.00pm-5.30pm																												
5.30pm-6.00pm																												
6.00pm-6.30pm																												
6.30pm-7.00pm																												
7.00pm-7.30pm																												
7.30pm-8.00pm																												
8.00pm-8.30pm																												
8.30pm-9.00pm																												
9.00pm-9.30pm																												
9.30pm-10.00pm																												
10.00pm-10.30pm																												

Key

School | St Martins | BDNA | YVNC | Macleod | Direct | Futsal | VMNL | Diamond Valley | Rosanna

Banyule NETS

The following provides a summary of the current usage of the four courts at the Banyule NETS facility.

The stadium is currently available for use for 343 court hours per week based on the following times:

Weekdays (Monday to Friday)

- Off Peak = 140 hours
- Peak = 127 hours

Weekends (Saturday and Sunday)

- Saturday = 32 hours
- Sunday = 44 hours

Total available hours = 343 hours

The stadium is occupied 226.5 hours per week (peak and off peak), which represents a current occupancy rate of 66% of the total 343 court hours available.

- Weekday peak usage accounts for 114.5 hours (90%) of total peak use hours. This is between the hours of 4.00pm-10.30pm (127 hours per week) Monday to Friday.
- Weekday off peak usage accounts for 65 hours (46%) of total peak use hours. This is between the hours of 9.00am-4.00pm (140 hours per week) Monday to Friday.
- Weekend use accounts for 47 hours (61.8%) of total weekend use hours. This is between the hours of 8.00am-4.00pm Saturday and 9.00am-8.00pm Sunday (76 hours per weekend).

These figures indicate that the facility is at capacity during weekday peak usage times and has some capacity on weekends. When compared to industry accepted trends the facility is also well used during off peak weekday usage periods, which is traditionally a quiet period for indoor sporting facilities.

Venues located as part of a school facility will likely have use by school programs during school hours.

Olympic Village Leisure Centre

TIME SLOT	MONDAY	TUESDAY	WEDNESDAY	THURSDAY	FRIDAY	SATURDAY	SUNDAY
	1	1	1	1	1	1	1
Off Peak Time							
7.00am-7.30am							
7.30am-8.00am							
8.00am-8.30am							
8.30am-9.00am							
9.00am-9.30am							
9.30am-10.00am							
10.00am-10.30am							
10.30am-11.00am							
11.00am-11.30am							
11.30am-12noon							
12noon-12.30pm							
12.30pm-1.00pm							
1.00pm-1.30pm							
1.30pm-2.00pm							
2.00pm-2.30pm							
2.30pm-3.00pm							
3.00pm-3.30pm							
3.30pm-4.00pm					Set Up		
Peak Time							
4.00pm-4.30pm							
4.30pm-5.00pm							
5.00pm-5.30pm							
5.30pm-6.00pm							
6.00pm-6.30pm							
6.30pm-7.00pm	Set Up						
7.00pm-7.30pm							
7.30pm-8.00pm							
8.00pm-8.30pm							
8.30pm-9.00pm							
9.00pm-9.30pm							
9.30pm-10.00pm							
10.00pm-10.30pm							

Key

Badminton | Alice | Futsal | Rosanna | IEBC | Basketball | Hummingbird | Hoop Dreams | Zumba | RSG

Olympic Village Leisure Centre

The following provides a summary of the current usage of the Olympic Village Leisure Centre single indoor court.

The single indoor court is currently available for use for 83 court hours per week based on the following times:

Weekdays (Monday to Friday)

- Off Peak = 45 hours
- Peak = 29 hours

Weekends (Saturday and Sunday)

- Saturday = 5 hours
- Sunday = 4 hours

Total available hours = 83 hours

The stadium is occupied 28.5 hours per week (peak and off peak), which represents a current occupancy rate of (34.3%) for community sporting club use of the total 83 court hours available.

- Weekday peak usage accounts for 21 hours (72.4%) of total peak use hours. This is between the hours of 4.00pm to close (ranging between 9.00pm-10.30pm) (29 hours per week) Monday to Friday.
- During the weekday off peak the facility is used for 4 hours which represents an occupancy rate of (8.9%) of total off peak use hours.
- During the weekend the facility is currently used for a total of 3.5 hours which represents an occupancy rate of 38.9% of total weekend use hours.

These figures indicate that the facility is relatively well used for a single court facility and has some capacity for additional usage. There is capacity to increase weekday off peak usage for mid-week competitions.

Olympic Village Primary School (Charles La Trobe P-12 College)

TIME SLOT	MONDAY	TUESDAY	WEDNESDAY	THURSDAY	FRIDAY	SATURDAY	SUNDAY
	1	1	1	1	1	1	1
Off Peak Time							
8.00am-8.30am							
8.30am-9.00am							
9.00am-9.30am							
9.30am-10.00am							
10.00am-10.30am							
10.30am-11.00am							
11.00am-11.30am							
11.30am-12noon							
12noon-12.30pm							
12.30pm-1.00pm							
1.00pm-1.30pm							
1.30pm-2.00pm							
2.00pm-2.30pm							
2.30pm-3.00pm							
3.00pm-3.30pm							
3.30pm-4.00pm							
Peak Time							
4.00pm-4.30pm					Set Up		
4.30pm-5.00pm							
5.00pm-5.30pm							
5.30pm-6.00pm							
6.00pm-6.30pm							
6.30pm-7.00pm	Set Up		Set Up	Set Up			
7.00pm-7.30pm							
7.30pm-8.00pm							
8.00pm-8.30pm							
8.30pm-9.00pm							
9.00pm-9.30pm							
9.30pm-10.00pm							
10.00pm-10.30pm							

Key

School | IEBC | Futsal | Ivanhoe Netball Storm | VMNL | Youth Soccer

Olympic Village Primary School (Charles La Trobe P-12 College)

The Olympic Village Primary School court is used during school hours for school curriculum-based activities and by community sporting clubs after hours and on weekends under a Joint Use Agreement.

The following provides a summary of the current usage of the Olympic Village Primary School single indoor court.

The single indoor court is currently available for use for 57 court hours per week based on the following times:

Weekdays (Monday to Friday)

- Off Peak = 0 hours – school use
- Peak = 35 hours

Weekends (Saturday and Sunday)

- Saturday = 11 hours
- Sunday = 11 hours

Total available hours = 57 hours

The stadium is occupied 41.5 hours per week (peak and off peak), which represents a current occupancy rate of (72.5%) for community sporting club use of the total 57 court hours available.

- Weekday peak usage accounts for 21 hours (60%) of total peak use hours. This is between the hours of 4.00pm to close (ranging between 9.00pm-10.30pm) Monday to Friday.
- During the weekday off peak the facility is used for school-based programs.
- During the weekend the facility is currently used for a total of 20.5 hours which represents an occupancy rate of 93% of total weekend use hours.

These figures indicate that the facility is well used for a single court facility with limited capacity for additional usage.

Venues located as part of a school facility will likely have use by school programs during school hours.

Charles La Trobe P-12 College

TIME SLOT	MONDAY	TUESDAY	WEDNESDAY	THURSDAY	FRIDAY	SATURDAY	SUNDAY
	1	1	1	1	1	1	1
Off Peak Time							
8.00am-8.30am							
8.30am-9.00am							
9.00am-9.30am							
9.30am-10.00am							
10.00am-10.30am							
10.30am-11.00am							
11.00am-11.30am							
11.30am-12noon							
12noon-12.30pm							
12.30pm-1.00pm							
1.00pm-1.30pm							
1.30pm-2.00pm							
2.00pm-2.30pm							
2.30pm-3.00pm							
3.00pm-3.30pm							
3.30pm-4.00pm							
Peak Time							
4.00pm-4.30pm							
4.30pm-5.00pm							
5.00pm-5.30pm							
5.30pm-6.00pm							
6.00pm-6.30pm							
6.30pm-7.00pm							
7.00pm-7.30pm							
7.30pm-8.00pm							
8.00pm-8.30pm							
8.30pm-9.00pm							
9.00pm-9.30pm							
9.30pm-10.00pm							
10.00pm-10.30pm							

Key

School | Basketball Booking | Netball Booking

Charles La Trobe P-12 College

The Charles La Trobe College court is used during school hours for school curriculum-based activities and by community sporting clubs after hours and on weekends.

The following provides a summary of the current usage of the Charles La Trobe single indoor court.

The single indoor court is currently available for use for 64 court hours per week based on the following times:

Weekdays (Monday to Friday)

- Off Peak = 2.5 hours – plus school use
- Peak = 32.5 hours

Weekends (Saturday and Sunday)

- Saturday = 14.5 hours
- Sunday = 14.5 hours

Total available hours = 64 hours

The stadium is occupied 32 hours per week (peak and off peak), which represents a current occupancy rate of (50.0%) for community sporting club use of the total 32 court hours available.

- Weekday peak usage accounts for 20.5 hours (63.1%) of total peak use hours. This is between the hours of 4.00pm to close (10.30pm) Monday to Friday.
- During the weekday off peak the facility is used for school-based programs
- During the weekend the facility is currently used for a total of 11.5 hours which represents an occupancy rate of 39.7% of total weekend use hours.

These figures indicate that the facility is well used for a single court facility with capacity for use on Sundays.

Venues located as part of a school facility will likely have use by school programs during school hours.

Montmorency South Primary School

TIME SLOT	MONDAY	TUESDAY	WEDNESDAY	THURSDAY	FRIDAY	SATURDAY	SUNDAY
	1	1	1	1	1	1	1
Off Peak Time							
8.00am-8.30am							
8.30am-9.00am							
9.00am-9.30am							
9.30am-10.00am							
10.00am-10.30am							
10.30am-11.00am							
11.00am-11.30am							
11.30am-12.00pm							
12.00pm-12.30pm							
12.30pm-1.00pm							
1.00pm-1.30pm							
1.30pm-2.00pm							
2.00pm-2.30pm							
2.30pm-3.00pm							
3.00pm-3.30pm							
3.30pm-4.00pm							
Peak Time							
4.00pm-4.30pm							
4.30pm-5.00pm							
5.00pm-5.30pm							
5..30pm-6.00pm							
6.00pm-6.30pm							
6.30pm-7.00pm							
7.00pm-7.30pm							
7.30pm-8.00pm							
8.00pm-8.30pm							
8.30pm-9.00pm							
9.00pm-9.30pm							
9.30pm-10.00pm							
10.00pm-10.30pm							
10.30pm-11.00pm							

Junior Club home games		**Senior State Champ Training**		**Junior Representative Competition**	
Junior Club training		**Adult Social Comp games**		**Junior Representative Training**	
Development Programs		**School/Volleyball use**		**Other sports or venue closed when we'd use**	
Beginner Programs					

Montmorency South Primary School

The following provides a summary of the current usage of the single court at the Montmorency South Primary School facility.

The stadium is currently available for use for 105 court hours per week based on the following times:

Weekdays (Monday to Friday)

- Off Peak = 40 hours
- Peak = 35 hours

Weekends (Saturday and Sunday)

- Saturday = 15 hours
- Sunday = 15 hours

Total available hours = 105 hours

The stadium is occupied 65 hours per week (peak and off peak), which represents a current occupancy rate of 61.9% of the total 105 court hours available.

- Weekday peak usage accounts for 20 hours (57.1%) of total peak use hours. This is between the hours of 4.00pm-11.00pm (35 hours per week) Monday to Friday.
- Weekday off peak usage accounts for 35 hours (87.5%) of total off peak use hours. This is between the hours of 8.00-4.00pm (40 hours per week) Monday to Friday.
- Weekend use accounts for 10 hours (33.3%) of total weekend use hours. This is between the hours of 8.00am-11.00pm Saturday and 8.00am-11.00pm Sunday (30 hours per weekend).

Venues located as part of a school facility will likely have use by school programs during school hours.

Viewbank Primary School

TIME SLOT	MONDAY	TUESDAY	WEDNESDAY	THURSDAY	FRIDAY	SATURDAY	SUNDAY
	1	1	1	1	1	1	1
Off Peak Time							
8.00am-8.30am							
8.30am-9.00am							
9.00am-9.30am							
9.30am-10.00am							
10.00am-10.30am							
10.30am-11.00am							
11.00am-11.30am							
11.30am-12.00pm							
12.00pm-12.30pm							
12.30pm-1.00pm							
1.00pm-1.30pm							
1.30pm-2.00pm							
2.00pm-2.30pm							
2.30pm-3.00pm							
3.00pm-3.30pm							
3.30pm-4.00pm							
Peak Time							
4.00pm-4.30pm							
4.30pm-5.00pm							
5.00pm-5.30pm							
5..30pm-6.00pm							
6.00pm-6.30pm							
6.30pm-7.00pm							
7.00pm-7.30pm							
7.30pm-8.00pm							
8.00pm-8.30pm							
8.30pm-9.00pm							
9.00pm-9.30pm							
9.30pm-10.00pm							
10.00pm-10.30pm							
10.30pm-11.00pm							

Junior Club home games		Senior State Champ Training		Junior Representative Competition	
Junior Club training		Adult Social Comp games		Junior Representative Training	
Development Programs		School/Volleyball use		Other sports or venue closed when we'd use	
Beginner Programs					

Viewbank Primary School

The following provides a summary of the current usage of the single court at the Viewbank Primary School facility.

The stadium is currently available for use for 105 court hours per week based on the following times:

Weekdays (Monday to Friday)

- Off Peak = 40 hours
- Peak = 35 hours

Weekends (Saturday and Sunday)

- Saturday = 15 hours
- Sunday = 15 hours

Total available hours = 105 hours

The stadium is occupied 73.5 hours per week (peak and off peak), which represents a current occupancy rate of 70% of the total 105 court hours available.

- Weekday peak usage accounts for 29 hours (82.9%) of total peak use hours. This is between the hours of 4.00pm-11.00pm (35 hours per week) Monday to Friday.
- Weekday off peak usage accounts for 35 hours (87.5%) of total off peak use hours. This is between the hours of 8.00am-4.00pm (40 hours per week) Monday to Friday.
- Weekend use accounts for 9.5 hours (31.7%) of total weekend use hours. This is between the hours of 8.00am-11.00pm Saturday and 8.00am-11.00pm Sunday (30 hours per weekend).

Venues located as part of a school facility will likely have use by school programs during school hours.

Montmorency Secondary College

TIME SLOT	MONDAY		TUESDAY		WEDNESDAY		THURSDAY		FRIDAY		SATURDAY		SUNDAY	
	1	2	1	2	1	2	1	2	1	2	1	2	1	2
Off Peak Time														
6.00am-6.30am														
6.30am-7.00am														
7.00am-7.30am														
7.30am-8.00am														
8.00am-8.30am														
8.30am-9.00am														
9.00am-9.30am														
9.30am-10.00am														
10.00am-10.30am														
10.30am-11.00am														
11.00am-11.30am														
11.30am-12.00pm														
12.00pm-12.30pm														
12.30pm-1.00pm														
1.00pm-1.30pm														
1.30pm-2.00pm														
2.00pm-2.30pm														
2.30pm-3.00pm														
3.00pm-3.30pm														
3.30pm-4.00pm														
Peak Time														
4.00pm-4.30pm														
4.30pm-5.00pm														
5.00pm-5.30pm														
5..30pm-6.00pm														
6.00pm-6.30pm														
6.30pm-7.00pm														
7.00pm-7.30pm														
7.30pm-8.00pm														
8.00pm-8.30pm														
8.30pm-9.00pm														
9.00pm-9.30pm														
9.30pm-10.00pm														
10.00pm-10.30pm														
10.30pm-11.00pm														

Junior Club home games		Senior State Champ Training		Jnr Rep Competition		Development Programs		Beginner Programs	
Junior Club training		Adult Social Comp games		Jnr Rep Training		School/Volleyball use		No permit for use	

Montmorency Secondary College

The following provides a summary of the current usage of the two full sized courts at the Montmorency Secondary College facility.

The stadium is currently available for use for 230 court hours per week based on the following times:

Weekdays (Monday to Friday)

- Off Peak = 100 hours
- Peak = 70 hours

Weekends (Saturday and Sunday)

- Saturday = 30 hours
- Sunday = 30 hours

Total available hours = 230 hours

The stadium is occupied 179 hours per week (peak and off peak), which represents a current occupancy rate of 77.8% of the total 230 court hours available.

- Weekday peak usage accounts for 65 hours (92.9%) of total peak use hours. This is between the hours of 4.00pm-11.00pm (70 hours per week) Monday to Friday.
- Weekday off peak usage accounts for 95 hours (95%) of total off peak use hours. This is between the hours of 6.00am-4.00pm (100 hours per week) Monday to Friday.
- Weekend use accounts for 19 hours (31.7%) of total weekend use hours. This is between the hours of 8.00am-11.00pm Saturday and 8.00am-11.00pm Sunday (60 hours per weekend).

Venues located as part of a school facility will likely have use by school programs during school hours.

Montmorency Secondary College - Old Gym

TIME SLOT	MONDAY	TUESDAY	WEDNESDAY	THURSDAY	FRIDAY	SATURDAY	SUNDAY
	1	1	1	1	1	1	1
Off Peak Time							
8.00am-8.30am							
8.30am-9.00am							
9.00am-9.30am							
9.30am-10.00am							
10.00am-10.30am							
10.30am-11.00am							
11.00am-11.30am							
11.30am-12.00pm							
12.00pm-12.30pm						Not Suitable to play and standard of games	
12.30pm-1.00pm							
1.00pm-1.30pm							
1.30pm-2.00pm							
2.00pm-2.30pm							
2.30pm-3.00pm							
3.00pm-3.30pm							
3.30pm-4.00pm							
Peak Time							
4.00pm-4.30pm							
4.30pm-5.00pm							
5.00pm-5.30pm							
5..30pm-6.00pm							
6.00pm-6.30pm							
6.30pm-7.00pm							
7.00pm-7.30pm							
7.30pm-8.00pm							
8.00pm-8.30pm							
8.30pm-9.00pm							
9.00pm-9.30pm							
9.30pm-10.00pm							
10.00pm-10.30pm							
10.30pm-11.00pm							

Junior Club home games		Senior State Champ Training		Junior Representative Competition	
Junior Club training		Adult Social Comp games		Junior Representative Training	
Development Programs		School/Volleyball use		Other sports or venue closed when we'd use	
Beginner Programs					

Montmorency Secondary College - Old Gym (3/4 sized court)

The following provides a summary of the current usage of the undersized single court at the Montmorency Secondary College facility.

The stadium is currently available for use for 105 court hours per week based on the following times:

Weekdays (Monday to Friday)

- Off Peak = 40 hours
- Peak = 35 hours

Weekends (Saturday and Sunday)

- Saturday = 15 hours
- Sunday = 15 hours

Total available hours = 105 hours

The stadium is occupied 73.5 hours per week (peak and off peak), which represents a current occupancy rate of 70% of the total 105 court hours available.

- Weekday peak usage accounts for 26 hours (74.3%) of total peak use hours. This is between the hours of 4.00pm-11.00pm (35 hours per week) Monday to Friday.
- Weekday off peak usage accounts for 35 hours (87.5%) of total off peak use hours. This is between the hours of 8.00am-4.00pm (40 hours per week) Monday to Friday.
- Weekend use accounts for 12.5 hours (41.7%) of total weekend use hours. This is between the hours of 8.00am-11.00pm Saturday and 8.00am-11.00pm Sunday (30 hours per weekend).

Venues located as part of a school facility will likely have use by school programs during school hours.

St Helena Secondary College

TIME SLOT	MONDAY		TUESDAY		WEDNESDAY		THURSDAY		FRIDAY		SATURDAY		SUNDAY	
	1	2	1	2	1	2	1	2	1	2	1	2	1	2
Off Peak Time														
8.00am-8.30am														
8.30am-9.00am														
9.00am-9.30am														
9.30am-10.00am														
10.00am-10.30am														
10.30am-11.00am														
11.00am-11.30am														
11.30am-12.00pm														
12.00pm-12.30pm														
12.30pm-1.00pm														
1.00pm-1.30pm														
1.30pm-2.00pm														
2.00pm-2.30pm														
2.30pm-3.00pm														
3.00pm-3.30pm														
3.30pm-4.00pm														
Peak Time														
4.00pm-4.30pm														
4.30pm-5.00pm														
5.00pm-5.30pm														
5..30pm-6.00pm														
6.00pm-6.30pm														
6.30pm-7.00pm														
7.00pm-7.30pm														
7.30pm-8.00pm														
8.00pm-8.30pm														
8.30pm-9.00pm														
9.00pm-9.30pm														
9.30pm-10.00pm														
10.00pm-10.30pm														
10.30pm-11.00pm														

Junior Club home games		**Senior State Champ Training**		**Junior Representative Competition**	
Junior Club training		**Adult Social Comp games**		**Junior Representative Training**	
Development Programs		**School/Volleyball use**		**Other sports or venue closed when we'd use**	
Beginner Programs					

St Helena Secondary College

The following provides a summary of the current usage of the two courts at the St Helena Secondary College facility.

The stadium is currently available for use for 210 court hours per week based on the following times:

Weekdays (Monday to Friday)

- Off Peak = 80 hours
- Peak = 70 hours

Weekends (Saturday and Sunday)

- Saturday = 30 hours
- Sunday = 30 hours

Total available hours = 210 hours

The stadium is occupied 136 hours per week (peak and off peak), which represents a current occupancy rate of 64.8% of the total 210 court hours available.

- Weekday peak usage accounts for 46 hours (65.7%) of total peak use hours. This is between the hours of 4.00pm-11.00pm (70 hours per week) Monday to Friday.
- Weekday off peak usage accounts for 70 hours (87.5%) of total off peak use hours. This is between the hours of 8.00am-4.00pm (80 hours per week) Monday to Friday.
- Weekend use accounts for 20 hours (33.3%) of total weekend use hours. This is between the hours of 8.00am-11.00pm Saturday and 8.00am-11.00pm Sunday (60 hours per weekend).

Venues located as part of a school facility will likely have use by school programs during school hours.

Macleod Recreation Fitness Centre

TIME SLOT	MONDAY	TUESDAY	WEDNESDAY	THURSDAY	FRIDAY	SATURDAY	SUNDAY
	1	1	1	1	1		1
Off Peak Time							
6.00am-6.30am							
6.30am-7.00am							
7.00am-7.30am							
7.30am-8.00am							
8.00am-8.30am							
8.30am-9.00am							
9.00am-9.30am							
9.30am-10.00am							
10.00am-10.30am							
10.30am-11.00am							
11.00am-11.30am							
11.30am-12.00pm							
12.00pm-12.30pm							
12.30pm-1.00pm							
1.00pm-1.30pm							
1.30pm-2.00pm							
2.00pm-2.30pm							
2.30pm-3.00pm							
3.00pm-3.30pm							
3.30pm-4.00pm							
Peak Time							
4.00pm-4.30pm							
4.30pm-5.00pm							
5.00pm-5.30pm							
5.30pm-6.00pm							
6.00pm-6.30pm							
6.30pm-7.00pm							
7.00pm-7.30pm							
7.30pm-8.00pm							
8.00pm-8.30pm							
8.30pm-9.00pm							
9.00pm-9.30pm							
9.30pm-10.00pm							

Key

	School Group		Group Fitness		Badminton Club		Basketball Club		Casual Badminton Use

Macleod Recreation and Fitness Centre

The following provides a summary of the current usage of the Macleod Recreation and Fitness Centre single indoor court.

The single indoor court is currently available for use for 104 court hours per week based on the following times:

Weekdays (Monday to Friday)

- Off Peak = 50 hours
- Peak = 30 hours

Weekends (Saturday and Sunday)

- Saturday = 12 hours
- Sunday = 12 hours

Total available hours = 104 hours

The stadium is occupied 45.5 hours per week (peak and off peak), which represents a current occupancy rate of 44% of the total 104 court hours available.

- Weekday peak usage accounts for 22 hours (73.3%) of total peak use hours. This is currently between the hours of 4.00pm-10.00pm (30 hours per week) Monday to Friday.
- Weekday off peak usage accounts for 5 hours (10%) of total off peak use hours. This is between the hours of 6.00am-4.00pm (50 hours per week) Monday to Friday.
- Weekend usage accounts for 18.5 hours (77.1%) of total weekend use hours. This is between the hours of 8.00am-8.00pm Saturdays and Sundays (24 hours per weekend).

Appendix 1b: Occupancy Tables – Darebin City Council

Darebin Community Sports Stadium



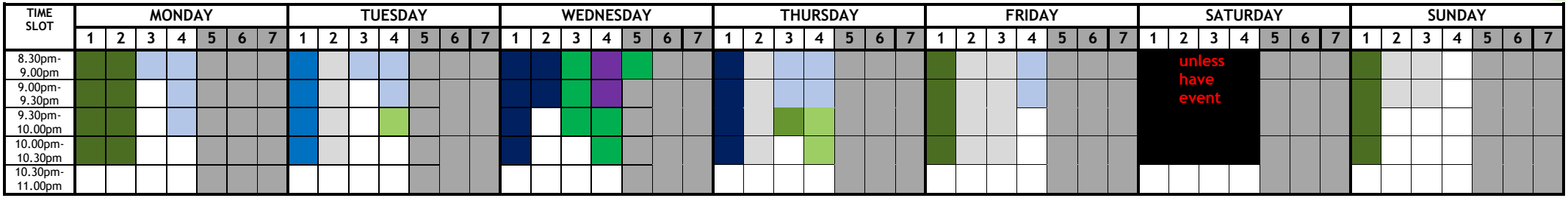

Key

DBA Competition		DNA Comps		Dodgeball Comp	
DBA Training		Netball Training		Roller Derby Training	
DBA Aussie Hoops		City Side Sports Netball Comp		YMCA Programs e.g. Golden Oldies, Happy Group, Mini Roos	
Whittlesea Basketball Comp		Challenge Volleyball Comp		Soccer Programs	
Other Clubs Basketball Training		Volleyball Training		Reservoir High School contract use	
Wheelchair Handball		Regular Casual bookings			

This doesn't include School Sports that occur between 27-30 times a year during the hours 10.00am-3.00pm weekdays. Events are held mainly on weekends:

- Computer market every third Sunday of the month.
- Eltham Tournament 3 days over Australia Day weekend.
- 6-10 times a year on a Friday, Saturday or Sunday.
- 10 Taekwondo/Karate or Mixed Martial Arts events.

Opening times on weekends change depending on events and booking start/finish times.

Darebin Community Sports Stadium

The following provides a summary of the current usage of the four courts at the Darebin Community Sports Stadium (DCSS) facility.

The stadium is currently available for use for 420 court hours per week based on the following times:

Weekdays (Monday to Friday)

- Off Peak = 160 hours
- Peak = 140 hours

Weekends (Saturday and Sunday)

- Saturday = 60 hours
- Sunday = 60 hours

Total available hours = 420 hours

The stadium is occupied 230.5 hours per week (peak and off peak), which represents a current occupancy rate of 54.9% of the total 420 court hours available.

- Weekday peak usage accounts for 99 hours (70.7%) of total peak use hours. This is between the hours of 4.00pm-11.00pm (140 hours per week) Monday to Friday.
- Weekday off peak usage accounts for 78.5 hours (49.1%) of total off peak use hours. This is between the hours of 8.00am-4.00pm (160 hours per week) Monday to Friday.
- Weekend use accounts for 53 hours (44.2%) of total weekend use hours. This is between the hours of 8.00am-11.00pm Saturday and 8.00am-11.00pm Sunday (120 hours per weekend).

Venues located as part of a school facility will likely have use by school programs during school hours.

Appendix 1c: Occupancy Tables - Nillumbik Shire Council

Community Bank Sports Centre

TIME SLOT	Monday						TUESDAY						WEDNESDAY						THURSDAY						FRIDAY						SATURDAY						SUNDAY					
	1	2	3	4	5	6	1	2	3	4	5	6	1	2	3	4	5	6	1	2	3	4	5	6	1	2	3	4	5	6	1	2	3	4	5	6	1	2	3	4	5	6
Off Peak Time																																										
8.00am-8.30am																																										
8.30am-9.00am																																										
9.00am-9.30am																																										
9.30am-10.00am																																										
10.00am-10.30am																																										
10.30am-11.00am																																										
11.00am-11.30am																																										
11.30am-12.00pm																																										
12.00pm-12.30pm																																										
12.30pm-1.00pm																																										
1.00pm-1.30pm																																										
1.30pm-2.00pm																																										
2.00pm-2.30pm																																										
2.30pm-3.00pm																																										
3.00pm-3.30pm																																										
3.30pm-4.00pm																																										
Peak Time																																										
4.00pm-4.30pm																																										
4.30pm-5.00pm																																										
5.00pm-5.30pm																																										
5.30pm-6.00pm																																										
6.00pm-6.30pm																																										
6.30pm-7.00pm																																										
7.00pm-7.30pm																																										
7.30pm-8.00pm																																										
8.00pm-8.30pm																																										
8.30pm-9.00pm																																										
9.00pm-9.30pm																																										
9.30pm-10.00pm																																										
10.00pm-10.30pm																																										
10.30pm-11.00pm																																										

Key

Diamond Creek East PS & Diamond Valley SC		Diamond Creek Basketball Club		Diamond Creek Force Netball Association	
Diamond Valley Basketball Association		Blaze		Futsal	

Community Bank Sports Centre

The following provides a summary of the current usage of the three courts at the Community Bank Stadium facility. It should be noted that this facility also includes an elite gymnastics facility which is leased to a commercial operator. The facility is located on land owned by the DET and there is a joint use agreement between Nillumbik Shire Council and the DET.

The stadium is currently available for use for 315 court hours per week based on the following times:

Weekdays (Monday to Friday)

- Off Peak = 120 hours
- Peak = 105 hours

Weekends (Saturday and Sunday)

- Saturday = 45 hours
- Sunday = 45 hours

Total available hours = 315 hours

The stadium is occupied 201 hours per week (peak and off peak), which represents a current occupancy rate of 63.8% of the total 315 court hours available.

- Weekday peak usage accounts for 69 hours (65.7%) of total peak use hours. This is between the hours of 4.00pm-11.00pm (105 hours per week) Monday to Friday.
- Weekday off peak usage accounts for 70 hours (58.3%) of total off peak use hours. This is between the hours of 8.00am-4.00pm (105 hours per week) Monday to Friday.
- Weekend use accounts for 62 hours (68.9%) of total weekend use hours. This is between the hours of 8.00am-11.00pm Saturday and 8.00am-11.00pm Sunday (90 hours per weekend).

Venues located as part of a school facility will likely have use by school programs during school hours.

Eltham High School

TIME SLOT	MONDAY			TUESDAY			WEDNESDAY			THURSDAY			FRIDAY			SATURDAY			SUNDAY		
	1	2	3	1	2	3	1	2	3	1	2	3	1	2	3	1	2	3	1	2	3
Off Peak Time																					
6.00am-6.30am																					
6.30am-7.00am																					
7.00am-7.30am																					
7.30am-8.00am																					
8.00am-8.30am																					
8.30am-9.00am																					
9.00am-9.30am																					
9.30am-10.00am																					
10.00am-10.30am																					
10.30am-11.00am																					
11.00am-11.30am																					
11.30am-12.00pm																					
12.00pm-12.30pm																					
12.30pm-1.00pm																					
1.00pm-1.30pm																					
1.30pm-2.00pm																					
2.00pm-2.30pm																					
2.30pm-3.00pm																					
3.00pm-3.30pm																					
3.30pm-4.00pm																					
Peak Time																					
4.00pm-4.30pm																					
4.30pm-5.00pm																					
5.00pm-5.30pm																					
5..30pm-6.00pm																					
6.00pm-6.30pm																					
6.30pm-7.00pm																					
7.00pm-7.30pm																					
7.30pm-8.00pm																					
8.00pm-8.30pm																					
8.30pm-9.00pm																					
9.00pm-9.30pm																					
9.30pm-10.00pm																					
10.00pm-10.30pm																					
10.30pm-11.00pm																					

Junior Club home games		**Senior State Champ Training**		**Junior Representative Competition**	
Junior Club training		**Adult Social Comp games**		**Junior Representative Training**	
Development Programs		**School/Volleyball use**		**No permit for use**	

Eltham High School

The following provides a summary of the current usage of the three courts at the Eltham High School facility.

The stadium is currently available for use for 328.5 court hours per week based on the following times:

Weekdays (Monday to Friday)

- Off Peak = 142.5 hours
- Peak = 105 hours

Weekends (Saturday and Sunday)

- Saturday = 42 hours
- Sunday = 39 hours

Total available hours = 328.5 hours

The stadium is occupied 302.5 hours per week (peak and off peak), which represents a current occupancy rate of 92.1% of the total 328.5 court hours available.

- Weekday peak usage accounts for 102 hours (97.1%) of total peak use hours. This is between the hours of 4.00pm-11.00pm (105 hours per week) Monday to Friday.
- Weekday off peak usage accounts for 136 hours (95.4%) of total off peak use hours. This is between the hours of 7.30am-4.00pm on court 1 and 6.00am-4.00pm on courts 2 and 4 (142.5 hours per week) Monday to Friday.
- Weekend use accounts for 64.5 hours (79.6%) of total weekend use hours. This is between the hours of 8.00am-10.00pm Saturday and 9.00am-10.00pm Sunday (81 hours per weekend).

Venues located as part of a school facility will likely have use by school programs during school hours.

Eltham Leisure Centre

TIME SLOT	MONDAY				TUESDAY				WEDNESDAY				THURSDAY				FRIDAY				SATURDAY				SUNDAY			
	1	2	3	4	1	2	3	4	1	2	3	4	1	2	3	4	1	2	3	4	1	2	3	4	1	2	3	4
Off Peak Time																												
8.00am-8.30am																												
8.30am-9.00am																												
9.00am-9.30am																												
9.30am-10.00am																												
10.00am-10.30am																												
10.30am-11.00am																												
11.00am-11.30am																												
11.30am-12.00pm																												
12.00pm-12.30pm																												
12.30pm-1.00pm																												
1.00pm-1.30pm																												
1.30pm-2.00pm																												
2.00pm-2.30pm																												
2.30pm-3.00pm																												
3.00pm-3.30pm																												
3.30pm-4.00pm																												
Peak Time																												
4.00pm-4.30pm																												
4.30pm-5.00pm																												
5.00pm-5.30pm																												
5.30pm-6.00pm																												
6.00pm-6.30pm																												
6.30pm-7.00pm																												
7.00pm-7.30pm																												
7.30pm-8.00pm																												
8.00pm-8.30pm																												
8.30pm-9.00pm																												
9.00pm-9.30pm																												
9.30pm-10.00pm																												
10.00pm-10.30pm																												
10.30pm-11.00pm																												

Key

Eltham Basketball Club		School Booking		School Booking	
Eltham Badminton Club		Casual Stadium Use		Casual Stadium Use	
Other					

Eltham Leisure Centre Continued

TIME SLOT	MONDAY		TUESDAY		WEDNESDAY		THURSDAY		FRIDAY		SATURDAY		SUNDAY	
	1	2	1	2	1	2	1	2	1	2	1	2	1	2
Off Peak Time														
8.00am-8.30am														
8.30am-9.00am														
9.00am-9.30am														
9.30am-10.00am														
10.00am-10.30am														
10.30am-11.00am														
11.00am-11.30am														
11.30am-12.00pm														
12.00pm-12.30pm														
12.30pm-1.00pm														
1.00pm-1.30pm														
1.30pm-2.00pm														
2.00pm-2.30pm														
2.30pm-3.00pm														
3.00pm-3.30pm														
3.30pm-4.00pm														
Peak Time														
4.00pm-4.30pm														
4.30pm-5.00pm														
5.00pm-5.30pm														
5..30pm-6.00pm														
6.00pm-6.30pm														
6.30pm-7.00pm														
7.00pm-7.30pm														
7.30pm-8.00pm														
8.00pm-8.30pm														
8.30pm-9.00pm														
9.00pm-9.30pm														
9.30pm-10.00pm														
10.00pm-10.30pm														
10.30pm-11.00pm														

Junior Club home games		Senior State Champ Training		Jnr Rep Competition		Development Programs		Beginner Programs	
Junior Club training		Adult Social Comp games		Jnr Rep Training		School/Volleyball use		Other sports or venue closed when we'd use	

Eltham Leisure Centre

The following provides a summary of the current usage of the two courts at the Eltham Leisure Centre facility.

The stadium is currently available for use for 210 court hours per week based on the following times:

Weekdays (Monday to Friday)

- Off Peak = 80 hours
- Peak = 70 hours

Weekends (Saturday and Sunday)

- Saturday = 30 hours
- Sunday = 30 hours

Total available hours = 210 hours

The stadium is occupied 118 hours per week (peak and off peak), which represents a current occupancy rate of 56.2% of the total 210 court hours available.

- Weekday peak usage accounts for 55 hours (78.6%) of total peak use hours. This is between the hours of 4.00pm-11.00pm (70 hours per week) Monday to Friday.
- Weekday off peak usage accounts for 23 hours (28.8%) of total off peak use hours. This is between the hours of 8.00am-4.00pm (80 hours per week) Monday to Friday.
- Weekend use accounts for 40 hours (66.7%) of total weekend use hours. This is between the hours of 8.00am-11.00pm Saturday and 8.00am-11.00pm Sunday (60 hours per weekend).

Diamond Creek Community Centre

TIME SLOT	MONDAY	TUESDAY	WEDNESDAY	THURSDAY	FRIDAY	SATURDAY	SUNDAY
COURT NUMBER	1	1	1	1	1	1	1
Off Peak Time							
6.00am-6.30am							
6.30am-7.00am							
7.00am-7.30am							
7.30am-8.00am							
8.00am-8.30am							
8.30am-9.00am							
9.00am-9.30am							
9.30am-10.00am							
10.00am-10.30am							
10.30am-11.00am							
11.00am-11.30am							
11.30am-12.00pm							
12.00pm-12.30pm							
12.30pm-1.00pm							
1.00pm-1.30pm							
1.30pm-2.00pm							
2.00pm-2.30pm							
2.30pm-3.00pm							
3.00pm-3.30pm							
3.30pm-4.00pm							
Peak Time							
4.00pm-4.30pm							
4.30pm-5.00pm							
5.00pm-5.30pm							
5.30pm-6.00pm							
6.00pm-6.30pm							
6.30pm-7.00pm							
7.00pm-7.30pm							
7.30pm-8.00pm							
8.00pm-8.30pm							
8.30pm-9.00pm							
9.00pm-9.30pm							

Key

Domestic competition		Big V Competition		Representative Competition	
Domestic training		Big V Training		Representative Training	
Programs		School Bookings		Other	

Diamond Creek Community Centre

The following provides a summary of the current usage of the single court at the Diamond Creek Community Centre facility.

The stadium is currently available for use for 115 court hours per week based on the following times:

Weekdays (Monday to Friday)

- Off Peak = 50 hours
- Peak = 35 hours

Weekends (Saturday and Sunday)

- Saturday = 15 hours
- Sunday = 15 hours

Total available hours = 115 hours

The stadium is occupied 45 hours per week (peak and off peak), which represents a current occupancy rate of 39.1% of the total 115 court hours available.

- Weekday peak usage accounts for 19 hours (54.3%) of total peak use hours. This is between the hours of 4.00pm-11.00pm (35 hours per week) Monday to Friday.
- Weekday off peak usage accounts for 16 hours (32%) of total off peak use hours. This is between the hours of 6.00am-4.00pm (50 hours per week) Monday to Friday.
- Weekend use accounts for 10 hours (33.3%) of total weekend use hours. This is between the hours of 8.00am-11.00pm Saturday and 8.00am-11.00pm Sunday (30 hours per weekend).

Eltham College

TIME SLOT	MONDAY	TUESDAY	WEDNESDAY	THURSDAY	FRIDAY	SATURDAY	SUNDAY
	1	1	1	1	1	1	1
Off Peak Time							
8.00am-8.30am							
8.30am-9.00am							
9.00am-9.30am							
9.30am-10.00am							
10.00am-10.30am							
10.30am-11.00am							
11.00am-11.30am							
11.30am-12.00pm							
12.00pm-12.30pm							
12.30pm-1.00pm							
1.00pm-1.30pm							
1.30pm-2.00pm							
2.00pm-2.30pm							
2.30pm-3.00pm							
3.00pm-3.30pm							
3.30pm-4.00pm							
Peak Time							
4.00pm-4.30pm							
4.30pm-5.00pm							
5.00pm-5.30pm							
5..30pm-6.00pm							
6.00pm-6.30pm							
6.30pm-7.00pm							
7.00pm-7.30pm							
7.30pm-8.00pm							
8.00pm-8.30pm							
8.30pm-9.00pm							
9.00pm-9.30pm							
9.30pm-10.00pm							
10.00pm-10.30pm							
10.30pm-11.00pm							

Junior Club home games		**Senior State Champ Training**		**Junior Representative Competition**	
Junior Club training		**Adult Social Comp games**		**Junior Representative Training**	
Development Programs		**School/Volleyball use**		**Other sports or venue closed when we'd use**	
Beginner Programs					

Eltham College

The following provides a summary of the current usage of the single court at the Eltham College facility.

The stadium is currently available for use for 105 court hours per week based on the following times:

Weekdays (Monday to Friday)

- Off Peak = 40 hours
- Peak = 35 hours

Weekends (Saturday and Sunday)

- Saturday = 15 hours
- Sunday = 15 hours

Total available hours = 105 hours

The stadium is occupied 64.5 hours per week (peak and off peak), which represents a current occupancy rate of 61.4% of the total 105 court hours available.

- Weekday peak usage accounts for 20 hours (57.1%) of total peak use hours. This is between the hours of 4.00pm-11.00pm (35 hours per week) Monday to Friday.
- Weekday off peak usage accounts for 35 hours (87.5%) of total off peak use hours. This is between the hours of 8.00am-4.00pm (40 hours per week) Monday to Friday.
- Weekend use accounts for 9.5 hours (31.7%) of total weekend use hours. This is between the hours of 8.00am-11.00pm Saturday and 8.00am-11.00pm Sunday (30 hours per weekend).

Venues located as part of a school facility will likely have use by school programs during school hours.

Hurstbridge Stadium

TIME SLOT	MONDAY	TUESDAY	WEDNESDAY	THURSDAY	FRIDAY	SATURDAY	SUNDAY
	1	1	1	1	1	1	1
Off Peak Time							
8.00am-8.30am							
8.30am-9.00am							
9.00am-9.30am							
9.30am-10.00am							
10.00am-10.30am							
10.30am-11.00am							
11.00am-11.30am							
11.30am-12.00pm							
12.00pm-12.30pm							
12.30pm-1.00pm							
1.00pm-1.30pm							
1.30pm-2.00pm							
2.00pm-2.30pm							
2.30pm-3.00pm							
3.00pm-3.30pm							
3.30pm-4.00pm							
Peak Time							
4.00pm-4.30pm							
4.30pm-5.00pm							
5.00pm-5.30pm							
5..30pm-6.00pm							
6.00pm-6.30pm							
6.30pm-7.00pm							
7.00pm-7.30pm							
7.30pm-8.00pm							
8.00pm-8.30pm							
8.30pm-9.00pm							
9.00pm-9.30pm							
9.30pm-10.00pm							
10.00pm-10.30pm							
10.30pm-11.00pm							

Key

Badminton		**Netball**		**School Groups**	
Basketball		**Table Tennis**		**Monthly booking**	

Hurstbridge Stadium

The following provides a summary of the current usage of the single court at the Hurstbridge Stadium facility.

The stadium is currently available for use for 105 court hours per week based on the following times:

Weekdays (Monday to Friday)

- Off Peak = 40 hours
- Peak = 35 hours

Weekends (Saturday and Sunday)

- Saturday = 15 hours
- Sunday = 15 hours

Total available hours = 105 hours

The stadium is occupied 22 hours per week (peak and off peak), which represents a current occupancy rate of 21% of the total 105 court hours available.

- Weekday peak usage accounts for 20 hours (57.1%) of total peak use hours. This is between the hours of 4.00pm-11.00pm (35 hours per week) Monday to Friday.
- Weekday off peak usage accounts for 0 hours (0%) of total off peak use hours. This is between the hours of 8.00am-4.00pm (40 hours per week) Monday to Friday.
- Weekend use accounts for 2 hours (6.7%) of total weekend use hours. This is between the hours of 8.00am-11.00pm Saturday and 8.00am-11.00pm Sunday (30 hours per weekend).

Diamond Valley Sports & Fitness Centre

TIME SLOT	MONDAY						TUESDAY						WEDNESDAY						THURSDAY						FRIDAY						SATURDAY						SUNDAY					
	1	2	3	4	5	6	1	2	3	4	5	6	1	2	3	4	5	6	1	2	3	4	5	6	1	2	3	4	5	6	1	2	3	4	5	6	1	2	3	4	5	6
Off Peak Time																																										
8.00am-8.30am																																										
8.30am-9.00am																																										
9.00am-9.30am																																										
9.30am-10.00am																																										
10.00am-10.30am																																										
10.30am-11.00am																																										
11.00am-11.30am																																										
11.30am-12.00pm																																										
12.00pm-12.30pm																																										
12.30pm-1.00pm																																										
1.00pm-1.30pm																																										
1.30pm-2.00pm																																										
2.00pm-2.30pm																																										
2.30pm-3.00pm																																										
3.00pm-3.30pm																																										
3.30pm-4.00pm																																										
4.00pm-4.30pm																																										
4.30pm-5.00pm																																										
5.00pm-5.30pm																																										
5..30pm-6.00pm																																										
6.00pm-6.30pm																																										
6.30pm-7.00pm																																										
Peak Time																																										
7.00pm-7.30pm																																										
7.30pm-8.00pm																																										
8.00pm-8.30pm																																										
8.30pm-9.00pm																																										
9.00pm-9.30pm																																										
9.30pm-10.00pm																																										
10.00pm-10.30pm																																										
10.30pm-11.00pm																																										

Key

Badminton		**Netball**		**School Groups**	
Basketball		**Table Tennis**		**Other**	

Diamond Valley Sports & Fitness Centre

The following provides a summary of the current usage of the six courts at the Diamond Valley Sports & Fitness Centre.

The stadium is currently available for use for 630 court hours per week based on the following times:

Weekdays (Monday to Friday)

- Off Peak = 240 hours
- Peak = 210 hours

Weekends (Saturday and Sunday)

- Saturday = 90 hours
- Sunday = 90 hours

Total available hours = 630 hours

The stadium is occupied 369.5 hours per week (peak and off peak), which represents a current occupancy rate of 58.7% of the total 630 court hours available.

- Weekday peak usage accounts for 176 hours (83.8%) of total peak use hours. This is between the hours of 4.00pm-11.00pm (210 hours per week) Monday to Friday.
- Weekday off peak usage accounts for 75.5 hours (31.5%) of total off peak use hours. This is between the hours of 8.00am-4.00pm (240 hours per week) Monday to Friday.
- Weekend use accounts for 118 hours (65.6%) of total weekend use hours. This is between the hours of 8.00am-11.00pm Saturday and 8.00am-11.00pm Sunday (180 hours per weekend).

Appendix 2: Postcodes of Registered Members

Local Government Authority (LGA)	Darebin Basketball Association		Whittlesea Basketball Association		Diamond Valley Basketball Association		Eltham Wildcats Basketball Association	
	Total	%	Total	%	Total	%	Total	%
Alpine	0	0.00	0	0.00	2	0.04	0	0.00
Ararat	0	0.00	0	0.00	1	0.02	0	0.00
Ballarat	0	0.00	1	0.04	0	0.00	0	0.00
Banyule	25	16.56	290	10.82	917	16.48	1005	21.65
Bass Coast	0	0.00	0	0.00	1	0.02	0	0.00
Bayside	0	0.00	0	0.00	0	0.00	1	0.02
Baw Baw	0	0.00	0	0.00	1	0.02	0	0.00
Bendigo	0	0.00	1	0.04	3	0.05	0	0.00
Boroondara	2	1.32	1	0.04	10	0.18	43	0.93
Brimbank	3	1.99	3	0.11	8	0.14	6	0.13
Campaspe	1	0.66	1	0.04	0	0.00	2	0.04
Cardinia	0	0.00	0	0.00	1	0.02	0	0.00
Casey	0	0.00	1	0.04	1	0.02	1	0.02
City of Yarra	4	2.65	9	0.34	15	0.27	7	0.15
Colac Otway	0	0.00	0	0.00	0	0.00	1	0.02
Dandenong	1	0.66	0	0.00	0	0.00	0	0.00
Darebin	29	19.21	200	7.47	74	1.33	58	1.25
East Gippsland	0	0.00	0	0.00	2	0.04	0	0.00
Geelong	0	0.00	1	0.04	2	0.04	1	0.02
Glen Eira	0	0.00	0	0.00	1	0.02	2	0.04
Glenelg	0	0.00	0	0.00	0	0.00	2	0.04
Golden Plains	0	0.00	0	0.00	19	0.34	0	0.00
Hobsons Bay	1	0.66	1	0.04	1	0.02	5	0.11
Horsham	0	0.00	0	0.00	0	0.00	3	0.06
Hume	8	5.30	47	1.75	15	0.27	16	0.34
Kingston	1	0.66	0	0.00	0	0.00	3	0.06
Knox	0	0.00	1	0.04	1	0.02	13	0.28
Latrobe	0	0.00	0	0.00	0	0.00	1	0.02
Macedon Ranges	0	0.00	9	0.34	1	0.02	0	0.00
Manningham	1	0.66	2	0.07	39	0.70	189	4.07
Maribyrnong	1	0.66	1	0.04	3	0.05	2	0.04
Maroondah	0	0.00	0	0.00	4	0.07	2	0.04
Melbourne	10	6.62	30	1.12	25	0.45	15	0.32
Melton	0	0.00	4	0.15	3	0.05	0	0.00
Mitchell	0	0.00	3	0.11	10	0.18	14	0.30
Monash	0	0.00		0.00	1	0.02	3	0.06
Moonee Valley	4	2.65	1	0.04	4	0.07	4	0.09
Moreland	13	8.61	10	0.37	17	0.31	16	0.34
Mornington	0	0.00	0	0.00	1	0.02	2	0.04
Mt Alexander	0	0.00	0	0.00	1	0.02	1	0.02
Murrindindi	0	0.00	2	0.07	11	0.20	0	0.00
Nillumbik	2	1.32	25	0.93	2583	46.43	2711	58.39

Local Government Authority (LGA)	Darebin Basketball Association		Whittlesea Basketball Association		Diamond Valley Basketball Association		Eltham Wildcats Basketball Association	
Port Phillip	2	1.32	0	0.00	1	0.02	7	0.15
Shepparton	0	0.00	0	0.00	0	0.00	1	0.02
Stonnington	0	0.00	0	0.00	0	0.00	2	0.04
Wangaratta	0	0.00	0	0.00	0	0.00	3	0.06
Wellington	0	0.00	0	0.00	0	0.00	6	0.13
Whitehorse	2	1.32	2	0.07	3	0.05	17	0.37
Whittlesea	40	26.49	2003	74.77	1434	25.78	464	9.99
Wyndham	0	0.00	1	0.04	0	0.00	1	0.02
Yarra Ranges	0	0.00	1	0.04	3	0.05	13	0.28
Unconfirmed Post code	1	0.66	28	1.05	344	6.18	114	2.40
Total Registered Participants	**151**	**100.00**	**2679**	**100.00**	**5563**	**100.00**	**4757**	**100.00**

Appendix 3: Age Group Distributions across Council Areas

Table 27: Banyule City Council Age Group Population Distribution

	2011			2006			Change 2006 to 2011
	Number	%	Greater Melbourne %	Number	%	Greater Melbourne %	
0 to 4	7,703	6.5	6.5	6,789	5.9	6.3	+914
5 to 9	6,680	5.6	6.0	6,754	5.9	6.3	-74
10 to 14	6,691	5.7	5.9	6,886	6.0	6.4	-195
15 to 19	7,073	6.0	6.3	7,643	6.7	6.7	-570
20 to 24	8,127	6.9	7.5	7,854	6.8	7.4	+273
25 to 29	7,733	6.5	7.9	7,159	6.2	7.1	+574
30 to 34	7,971	6.7	7.5	7,945	6.9	7.7	+26
35 to 39	8,692	7.3	7.5	8,452	7.4	7.9	+240
40 to 44	8,524	7.2	7.5	8,199	7.1	7.5	+325
45 to 49	8,090	6.8	6.9	8,372	7.3	7.2	-282
50 to 54	8,019	6.8	6.4	7,870	6.9	6.4	+149
55 to 59	7,307	6.2	5.6	7,555	6.6	5.9	-248
60 to 64	7,061	6.0	5.1	5,959	5.2	4.5	+1,102
65 to 69	5,394	4.6	3.9	4,493	3.9	3.6	+901
70 to 74	4,079	3.4	3.0	3,892	3.4	3.0	+187
75 to 79	3,346	2.8	2.4	3,646	3.2	2.6	-300
80 to 84	2,910	2.5	2.0	3,010	2.6	2.0	-100
85 and over	2,905	2.5	1.8	2,390	2.1	1.6	+515
Total	118,305	100.0	100.0	114,868	100.0	100.0	+3,437

Table 28: Darebin City Council Age Group Population Distribution

	2011			2006			Change 2006 to 2011
	Number	%	Greater Melbourne %	Number	%	Greater Melbourne %	
0 to 4	8,860	6.5	6.5	8,184	6.4	6.3	+676
5 to 9	7,284	5.3	6.0	6,726	5.3	6.3	+558
10 to 14	6,101	4.5	5.9	6,000	4.7	6.4	+101
15 to 19	6,475	4.7	6.3	6,740	5.3	6.7	-265
20 to 24	10,738	7.9	7.5	9,930	7.8	7.4	+808
25 to 29	12,905	9.5	7.9	10,607	8.3	7.1	+2,298
30 to 34	12,410	9.1	7.5	11,551	9.0	7.7	+859
35 to 39	11,650	8.5	7.5	11,655	9.1	7.9	-5
40 to 44	11,075	8.1	7.5	9,680	7.6	7.5	+1,395
45 to 49	9,024	6.6	6.9	8,545	6.7	7.2	+479
50 to 54	7,932	5.8	6.4	6,958	5.4	6.4	+974
55 to 59	6,490	4.8	5.6	6,079	4.7	5.9	+411
60 to 64	5,542	4.1	5.1	5,063	4.0	4.5	+479
65 to 69	4,649	3.4	3.9	5,058	3.9	3.6	-409
70 to 74	4,551	3.3	3.0	4,907	3.8	3.0	-356
75 to 79	4,195	3.1	2.4	4,553	3.6	2.6	-358
80 to 84	3,519	2.6	2.0	3,300	2.6	2.0	+219
85 and over	3,074	2.3	1.8	2,527	2.0	1.6	+547
Total	136,474	100.0	100.0	128,063	100.0	100.0	+8,411

Table 29: Nillumbik Shire Council Age Group Population Distribution

	2011			2006			Change 2006 to 2011
	Number	%	Greater Melbourne %	Number	%	Greater Melbourne %	
0 to 4	3,573	5.9	6.5	3,804	6.4	6.3	-231
5 to 9	4,320	7.2	6.0	4,512	7.5	6.3	-192
10 to 14	4,672	7.7	5.9	5,101	8.5	6.4	-429
15 to 19	5,009	8.3	6.3	5,404	9.0	6.7	-395
20 to 24	4,191	6.9	7.5	3,921	6.6	7.4	+270
25 to 29	2,598	4.3	7.9	2,371	4.0	7.1	+227
30 to 34	2,645	4.4	7.5	3,276	5.5	7.7	-631
35 to 39	3,996	6.6	7.5	4,559	7.6	7.9	-563
40 to 44	4,969	8.2	7.5	5,160	8.6	7.5	-191
45 to 49	5,143	8.5	6.9	5,640	9.4	7.2	-497
50 to 54	5,271	8.7	6.4	4,972	8.3	6.4	+299
55 to 59	4,517	7.5	5.6	4,171	7.0	5.9	+346
60 to 64	3,664	6.1	5.1	2,637	4.4	4.5	+1,027
65 to 69	2,349	3.9	3.9	1,585	2.7	3.6	+764
70 to 74	1,395	2.3	3.0	912	1.5	3.0	+483
75 to 79	818	1.4	2.4	754	1.3	2.6	+64
80 to 84	586	1.0	2.0	509	0.9	2.0	+77
85 and over	629	1.0	1.8	503	0.8	1.6	+126
Total	60,345	100.0	100.0	59,791	100.0	100.0	+554

Table 30: Sub-Regional Future Population Projections

Age Group Distribution	2036							
	Banyule City Council		Darebin Shire Council		Nillumbik City Council		Total	
	Number	%	Number	%	Number	%	Number	%
0 to 4	9,063	6.1	12,528	6.5	3,623	5.4	25,214	6.2
5 to 9	8,451	5.7	10,650	5.5	4,410	6.6	23,511	5.8
10 to 14	8,118	5.5	9,021	4.7	4,854	7.2	21,993	5.4
15 to 19	8,357	5.6	9,969	5.2	4,850	7.2	23,176	5.7
20 to 24	9,440	6.4	14,860	7.7	4,080	6.1	28,380	7.0
25 to 29	9,961	6.7	17,707	9.2	2,958	4.4	30,626	7.5
30 to 34	10,225	6.9	17,496	9.1	3,017	4.5	30,738	7.5
35 to 39	10,403	7.0	16,072	8.4	3,906	5.8	30,381	7.5
40 to 44	10,132	6.8	14,373	7.5	4,613	6.9	29,118	7.1
45 to 49	9,666	6.5	12,594	6.6	4,874	7.2	27,134	6.7
50 to 54	9,188	6.2	11,170	5.8	4,757	7.1	25,115	6.2
55 to 59	8,502	5.7	9,632	5.0	4,409	6.6	22,543	5.5
60 to 64	7,840	5.3	8,361	4.4	4,085	6.1	20,286	5.0
65 to 69	7,068	4.8	7,476	3.9	3,770	5.6	18,314	4.5
70 to 74	6,316	4.3	6,367	3.3	3,324	4.9	16,007	3.9
75 to 79	5,628	3.8	5,524	2.9	2,773	4.1	13,925	3.4
80 to 84	4,556	3.1	4,428	2.3	1,899	2.8	10,883	2.7
85 and over	5,181	3.5	3,914	2.0	1,101	1.6	10,196	2.5
Total persons	148,095	100.0	192,142	100.0	67,304	100.0	407,541	100.0